



HAL
open science

Characterization of graph-based hierarchical watersheds: theory and algorithms

Deise Santana Maia, Jean Cousty, Laurent Najman, Benjamin Perret

► To cite this version:

Deise Santana Maia, Jean Cousty, Laurent Najman, Benjamin Perret. Characterization of graph-based hierarchical watersheds: theory and algorithms. *International Journal of Mathematical Imaging and Vision*, 2020, Special Issue on Discrete Geometry for Computer Imagery 2019, 62 (5), pp.627-658. 10.1007/s10851-019-00936-6 . hal-02280023v2

HAL Id: hal-02280023

<https://hal.science/hal-02280023v2>

Submitted on 7 Apr 2020

HAL is a multi-disciplinary open access archive for the deposit and dissemination of scientific research documents, whether they are published or not. The documents may come from teaching and research institutions in France or abroad, or from public or private research centers.

L'archive ouverte pluridisciplinaire **HAL**, est destinée au dépôt et à la diffusion de documents scientifiques de niveau recherche, publiés ou non, émanant des établissements d'enseignement et de recherche français ou étrangers, des laboratoires publics ou privés.

Characterization of graph-based hierarchical watersheds: theory and algorithms

Deise Santana Maia · Jean Cousty · Laurent Najman · Benjamin Perret

Received: date / Accepted: date

Abstract Watershed is a well established clustering and segmentation method. In this article, we aim to achieve a better theoretical understanding of the hierarchical version of the watershed operator. More precisely, we propose a characterization of hierarchical watersheds in the framework of edge-weighted graphs. The proposed characterization leads to an efficient algorithm to recognize hierarchical watersheds.

1 Introduction

Hierarchical clustering has a long history in data processing [11]. In image processing, it is called hierarchical image segmentation [32]. Given an initial partition, a hierarchy is created by successively merging neighbouring regions together. In practice, a common way to create the initial partition is often to use the watershed operator [4, 6, 21, 20], whether we are dealing with data [5] or images. When merging the regions (called catchment basins in this context) of an initial watershed segmentation in a sequence provided by a given total ordering (such as for instance [34]), we obtain a hierarchical watershed [7, 3, 27, 19]. The watershed operator is still widely used in today's deep learning era as a pre-processing [13] or post-processing step [1], achieving state-of-the-art results.

In the framework of edge-weighted graphs, hierarchical watersheds benefit from many interesting theoretical and practical properties [8, 9]. In particular, they globally optimize a well-defined cost function, both for the original graph and for every partition of the hierarchy, and they can be computed by efficient algorithms such as the ones proposed in [9, 26], whose time

complexity is the same as minimum spanning tree algorithms. In order to leverage from those properties in a practical context, we study in this paper the problem of recognizing hierarchical watersheds. More precisely, we aim to solve the following problem:

- (*P*) given a weighted graph and a hierarchy of partitions \mathcal{H} , determine if \mathcal{H} is a hierarchical watershed of this graph.

Solving this problem has a strong potential impact on the practice. It can help us for example in designing an algorithm to transform any hierarchy of partitions into a hierarchical watershed [17].

The problem of recognizing hierarchical watersheds is related to the one studied in [12, 2]. In [12, 2], the authors search for a minimum set of markers which lead to a given watershed segmentation. In our case, given a hierarchy, we investigate if, for every partition \mathbf{P} of this hierarchy, there is a subset \mathcal{M} of the set of the minima of the graph such that \mathbf{P} is the watershed segmentation for \mathcal{M} (see Section 2.3). In the affirmative case, the given hierarchy is a hierarchical watershed or at least a hierarchy composed of partitions of a hierarchical watershed, which we call a flattened hierarchical watershed (see Section 5).

This article is an extension of the conference paper [16]. Our main contributions are the following: (1) a characterization of hierarchical watersheds in the framework of weighted graphs (Theorem 5); (2) an efficient algorithm to recognize hierarchical watersheds (Algorithm 1); (3) the study of the notion of flattened hierarchical watersheds and an algorithm to recognize such hierarchies (Algorithm 2); and (4) experimental results with the proposed algorithms applied to the combinations of hierarchical watersheds assessed in [14]. To

ease the reading of the paper, proofs of the various properties and theorems are postponed to the appendix.

In section 2, we present the basic notions for handling hierarchies with graphs. In section 3, we formally state the problem of recognizing hierarchical watersheds and we present a characterization of hierarchical watersheds on arbitrary graphs. In section 4, we present an efficient algorithm to recognize hierarchical watersheds. In section 5, we introduce the notion of flattened hierarchical watersheds, which are hierarchies composed of a subset of the partitions of a hierarchical watershed. Then, we propose an algorithm that recognizes this type of hierarchy. In section 6, we present some experimental results using the proposed algorithms. Finally, we conclude the paper, in particular by providing a glimpse on a possible extension of this work in the design of a watershed operator [17].

2 Background notions

In this section, we first introduce hierarchies of partitions. Then, we review the definition of graphs, connected hierarchies and saliency maps. Subsequently, we define hierarchical watersheds.

2.1 Hierarchies of partitions

Let V be a set. A *partition* (of V) is a set \mathbf{P} of non empty disjoint subsets of V whose union is V . Any element of a partition \mathbf{P} is called a *region* of \mathbf{P} . Let \mathbf{P}_1 and \mathbf{P}_2 be two partitions. We say that \mathbf{P}_1 is a *refinement* of \mathbf{P}_2 if every element of \mathbf{P}_1 is included in an element of \mathbf{P}_2 . A *hierarchy (of partitions)* is a sequence $\mathcal{H} = (\mathbf{P}_0, \dots, \mathbf{P}_\ell)$ of partitions such that \mathbf{P}_{i-1} is a refinement of \mathbf{P}_i , for any i in $\{1, \dots, \ell\}$ and such that $\mathbf{P}_n = \{V\}$. Let $\mathcal{H} = (\mathbf{P}_0, \dots, \mathbf{P}_\ell)$ be a hierarchy of partitions. Any region of a partition \mathbf{P} of \mathcal{H} is called a *region* of \mathcal{H} .

A hierarchy of partitions can be represented as a tree whose nodes correspond to regions, as shown in Figure 1(a). Given a hierarchy \mathcal{H} and two regions X and Y of \mathcal{H} , we say that X is a *parent* of Y (or that Y is a *child* of X) if $Y \subset X$ and X is minimal for this property, *i.e.*, if there is a region Z such that $Y \subseteq Z \subset X$, then we have $Y = Z$. It can be seen that any region $X \neq V$ of \mathcal{H} has exactly one parent. For any region X such that $X \neq V$, we write $\text{parent}(X) = Y$ where Y is the unique parent of X . For any region R of \mathcal{H} , if R is not the parent of any region of \mathcal{H} , we say that R is a *leaf region* (of \mathcal{H}). Otherwise, we say that R is a *non-leaf region* (of \mathcal{H}).

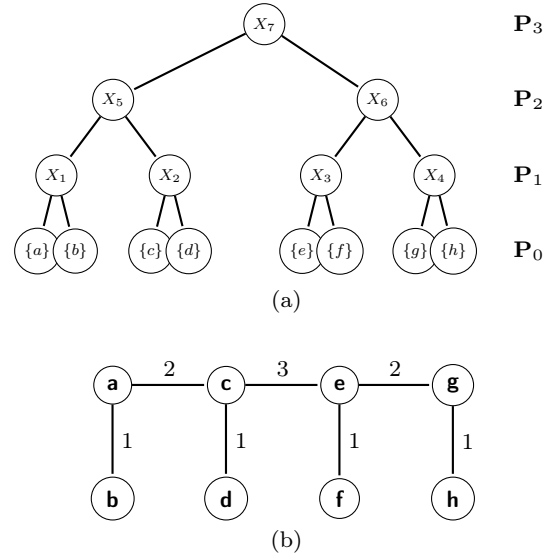


Fig. 1: (a): A representation of a hierarchy of partitions $\mathcal{H} = (\mathbf{P}_0, \mathbf{P}_1, \mathbf{P}_2, \mathbf{P}_3)$ on the set $\{a, b, c, d, e, f, g, h\}$. (b): A weighted graph (G, w) .

In Figure 1(a), the regions of a hierarchy \mathcal{H} are linked to their parents (and to their children) by straight lines.

2.2 Graphs, connected hierarchies and saliency maps

A *graph* is a pair $G = (V, E)$, where V is a finite set and E is a set of pairs of distinct elements of V , *i.e.*, $E \subseteq \{\{x, y\} \subseteq V \mid x \neq y\}$. Each element of V is called a *vertex* (of G), and each element of E is called an *edge* (of G). To simplify the notation, the set of vertices and edges of a graph G will be also denoted by $V(G)$ and $E(G)$, respectively.

Let $G = (V, E)$ be a graph and let X be a subset of V . A sequence $\pi = (x_0, \dots, x_n)$ of elements of X is a *path (in X)* from x_0 to x_n if $\{x_{i-1}, x_i\}$ is an edge of G for any i in $\{1, \dots, n\}$. Given a path $\pi = (x_0, \dots, x_n)$, for any i in $\{1, \dots, n\}$, we say that $u = \{x_{i-1}, x_i\}$ is an *edge in π* and that u is *in π* . The subset X of V is said to be *connected* if, for any x and y in X , there exists a path from x to y . The subset X is a *connected component* of G if X is connected and maximal. In the following, we denote by $CC(G)$ the set of all connected components of G . This set $CC(G)$ of all connected components of G is a partition of the set V .

Let $G = (V, E)$ be a graph. A *partition of V is connected for G* if each of its regions is connected, and a *hierarchy on V is connected (for G)* if every one of its partitions is connected. For example, the hierarchy of Figure 1(a) is connected for the graph of Figure 1(b).

Let G be a graph. If w is a map from the edge set of G to the set \mathbb{R} of real numbers, then the pair (G, w) is called an *(edge) weighted graph*. If (G, w) is a weighted graph, for any edge u of G , the value $w(u)$ is called the *weight of u (for w)*.

Important notation: in the remaining part of this article, the symbol (G, w) denotes a weighted graph whose vertex set is connected. To shorten the notation, the vertex set of G is denoted by V and its edge set is denoted by E . Without loss of generality, we also assume that the range of w is included in the set \mathbb{E} of all integers from 0 to $|E| - 1$ (otherwise, one could always consider an increasing one-to-one correspondence from the set $\{w(u) \mid u \in E\}$ into the subset $\{0, \dots, |\{w(u) \mid u \in E\}| - 1\}$ of \mathbb{E}).

Let λ be any element in \mathbb{R} . The λ -level set of (G, w) is the graph $(V, E_\lambda(G))$ such that $E_\lambda(G) = \{u \in E(G) \mid w(u) \leq \lambda\}$. The sequence

$$\mathcal{QFZ}(w) = (CC(G_{\lambda,w}) \mid \lambda \in \mathbb{E}) \quad (1)$$

where $G_{\lambda,w}$ is the λ -level set of (G, w) , is a hierarchy called the *Quasi-Flat Zones (QFZ) hierarchy (of w)* [24, 22, 33, 9].

As established in [8], a connected hierarchy can be equivalently treated by means of a weighted graph through the notion of a (contour) saliency map. Given a hierarchy $\mathcal{H} = (\mathbf{P}_0, \dots, \mathbf{P}_\ell)$ which is connected for G , the *saliency map of \mathcal{H}* is the map from E into $\{0, \dots, \ell\}$, denoted by $\Phi(\mathcal{H})$, such that, for any edge $u = \{x, y\}$ in E , the value $\Phi(\mathcal{H})(u)$ is the lowest value i in $\{0, \dots, \ell\}$ such that x and y belong to a same region of \mathbf{P}_i . It follows that any connected hierarchy has a unique saliency map. Moreover, any hierarchy \mathcal{H} connected for G is precisely the quasi-flat zones hierarchy of its own saliency map: $\mathcal{H} = \mathcal{QFZ}(\Phi(\mathcal{H}))$.

For instance, the map depicted in Figure 1(b) is the saliency map of the hierarchy of Figure 1(a).

Saliency maps are closely related to the notion of ultrametric distances [25, 1]. Let \mathcal{H} be a hierarchy on V . Let d be a map from $V \times V$ into \mathbb{R} such that, for any pair (x, y) of vertices in $V \times V$, the value $d(x, y)$ is the greatest edge weight λ in a path π from x to y (resp. y to x) in $(G, \Phi(\mathcal{H}))$ such that, for any other path π' from x to y (resp. y to x), the greatest edge weight in π' is greater than or equal to λ . We can affirm that (V, d) is an ultrametric space. Moreover, for any two vertices x and y in V , by the definition of saliency maps, we may say that $d(x, y)$ is the lowest value λ such that x and y belong to a same region of the partition \mathbf{P}_λ of \mathcal{H} . Furthermore, if G is a complete graph, we can conclude that $(V, \Phi(\mathcal{H}))$ is an ultrametric space.

2.3 Hierarchical minimum spanning forests and watersheds

The watershed segmentation, see *e.g.* [4, 27, 6], derives from the topographic notion of watershed lines and catchment basins. In [6], the authors formalize watersheds in the framework of (edge) weighted graphs and show the optimality of watersheds in the sense of minimum spanning forests. In this section, we present hierarchical watersheds following the definition of hierarchies of minimum spanning forests presented in [7, 9].

We say that the graph $G = (V, E)$ is a *forest* if, for any edge u in E , the number of connected components of the graph $(V, E \setminus \{u\})$ is greater than the number of connected components of G . Given another graph G_s , we say that G_s is a *subgraph of G* , denoted by $G_s \sqsubseteq G$, if $V(G_s)$ is a subset of V and if $E(G_s)$ is a subset of E . Let G_1 be a subgraph of G and let G_2 be a subgraph of G_1 . The graph G_1 is a *Minimum Spanning Forest (MSF) of G rooted in G_2* if:

1. the graphs G and G_1 have the same set of vertices, *i.e.*, $V(G_1) = V$; and
2. each connected component of G_1 includes exactly one connected component of G_2 ; and
3. the sum of the weight of the edges of G_1 is minimal among all subgraphs of G for which the above conditions 1 and 2 hold true.

Given a path (x_0, \dots, x_n) in G , we say that π is a *cycle* if x_0 and x_n are equal and if the edges in π are pairwise distinct. A MSF of (G, w) rooted in a single vertex of G and which does not contain any cycles is a tree (connected forest) called a *Minimum Spanning Tree (MST) of (G, w)* .

Let k be a value in \mathbb{R} . A connected subgraph G_s of G is a *(regional) minimum (of w) at level k* if:

1. the set of edges $E(G_s)$ of G_s is not empty; and
2. for any edge u in $E(G_s)$, the weight of u is equal to k ; and
3. for any edge $\{x, y\}$ in $E \setminus E(G_s)$ such that $|\{x, y\} \cap V(G_s)| \geq 1$, the weight of $\{x, y\}$ is strictly greater than k .

Important notation: in the remaining part of this article, we denote by n the number of minima of w . Every sequence of minima of w considered in this article is a sequence of n pairwise distinct minima of w and, therefore, for the sake of simplicity, we use the term *sequence of minima of w* instead of *sequence of n pairwise distinct minima of w* .

Let $\{G_1, \dots, G_\ell\}$ be a set of graphs. We denote by $\sqcup\{G_1, \dots, G_\ell\}$ the graph $(\cup\{V(G_j) \mid j \in \{1, \dots, \ell\}\}, \cup\{E(G_j) \mid j \in \{1, \dots, \ell\}\})$. In the follow-

ing, we define hierarchical watersheds based on minimum spanning forests, as done in [7,9].

Definition 1 (hierarchical watershed [7,9]). *Let $\mathcal{S} = (M_1, \dots, M_n)$ be a sequence of minima of w . Let (G_0, \dots, G_{n-1}) be a sequence of subgraphs of G such that:*

1. *for any i in $\{0, \dots, n-1\}$, the graph G_i is a MSF of G rooted in $\sqcup\{M_j \mid j \in \{i+1, \dots, n\}\}$; and*
2. *for any i in $\{1, \dots, n-1\}$, G_{i-1} is a subgraph of G_i .*

The sequence $\mathcal{T} = (CC(G_0), \dots, CC(G_{n-1}))$ is called a hierarchical watershed of (G, w) for \mathcal{S} . Given a hierarchy \mathcal{H} , we say that \mathcal{H} is a hierarchical watershed of (G, w) if there exists a sequence \mathcal{S} of minima of w such that \mathcal{H} is a hierarchical watershed of (G, w) for \mathcal{S} .

For instance, let (G, w) and \mathcal{H} be respectively the weighted graph and the hierarchy shown in Figure 2(a) and Figure 2(b), respectively. We can see that \mathcal{H} is the hierarchical watershed of (G, w) for the sequence (C, A, B, D) of minima of w .

3 Characterization of hierarchical watersheds

In this section, we solve the following recognition problem:

- (P) given a weighted graph (G, w) and a hierarchy of partitions \mathcal{H} , determine if \mathcal{H} is a hierarchical watershed of (G, w) .

A naive approach to solve Problem (P) is to test if there is a sequence \mathcal{S} of minima of w such that \mathcal{H} is the hierarchical watershed of (G, w) for \mathcal{S} . However, there exist $n!$ sequences of minima of w , which leads to an algorithm of factorial time complexity.

To solve Problem (P) more efficiently, we propose in Section 3.2 a characterization of hierarchical watersheds (Lemma 4) based on the binary partition hierarchy by altitude ordering (see Section 3.1) which, as stated in [9], is known to be closely related to hierarchical watersheds. Then, we present a sketch of the proof of Lemma 4 by linking one-side increasing maps to the notion of extinction values as defined in [9]. Based on our proposed characterization of hierarchical watersheds, we design an efficient algorithm (Algorithm 1) to solve Problem (P).

3.1 Binary partition hierarchies by altitude ordering

Binary partition trees [29] are widely used for hierarchical image representation. In this section, we describe the case where regions linked by the lowest edge weights

are the first regions to be merged in the hierarchy [9]. As stated in [8], this particular case is deeply connected to single-linkage clustering.

Let \prec be a total ordering (on E), i.e., \prec is a binary relation that is transitive and trichotomous: for any u and v in E only one of the relations $u \prec v$, $v \prec u$ and $v = u$ holds true. We say that \prec is an altitude ordering (on E) for w if, for any u and v in E such that $w(u) < w(v)$, we have $u \prec v$. Hence, given an altitude ordering \prec for w and given any two edges u and v such that $w(u) = w(v)$, we can have either $u \prec v$ or $v \prec u$. Let \prec be an altitude ordering for w . Let k be any element in $\{1, \dots, |E|\}$. We denote by u_k^\prec the k -th element of E with respect to \prec . We set $\mathbf{B}_0 = \{\{x\} \mid x \in V\}$. The k -partition of V (by the ordering \prec) is defined by $\mathbf{B}_k = \{\mathbf{B}_{k-1}^y \cup \mathbf{B}_{k-1}^x\} \cup (\mathbf{B}_{k-1} \setminus \{\mathbf{B}_{k-1}^x, \mathbf{B}_{k-1}^y\})$ where $u_k^\prec = \{x, y\}$ and \mathbf{B}_{k-1}^x and \mathbf{B}_{k-1}^y are the regions of \mathbf{B}_{k-1} that contain x and y , respectively. The sequence $(\mathbf{B}_i \mid i = 0 \text{ or } \mathbf{B}_i \neq \mathbf{B}_{i-1})$, denoted by \mathcal{B}_\prec , is a hierarchy on V called the *binary partition hierarchy (by altitude ordering) of (G, w) by \prec* . We can observe that successive k -partitions can be equal. In such case, only one of the repeated partitions is in \mathcal{B}_\prec .

Let \mathcal{B} be a hierarchy on V . We say that \mathcal{B} is a *binary partition hierarchy (by altitude ordering) of (G, w)* if there is an altitude ordering \prec for w such that \mathcal{B} is the binary partition hierarchy of (G, w) by \prec .

Let \prec be an altitude ordering for w . We can associate any non-leaf region X of the binary partition hierarchy \mathcal{B}_\prec of (G, w) by \prec to the lowest rank r such that \mathbf{B}_r contains X . This rank is called the *rank of X* . Let X be a non-leaf region of \mathcal{B}_\prec and let r be the rank of X . The *building edge of X* is the r -th edge for \prec . Given an edge u in E , if u is the building edge of a region of \mathcal{B}_\prec , we say that u is a *building edge for \prec* . Given a building edge u for \prec , we denote the region of \mathcal{B}_\prec whose building edge is u by R_u . The set of all building edges for \prec is denoted by E_\prec .

Let (G, w) be the weighted graph illustrated in Figure 2(a) and let \mathcal{B} be the binary partition hierarchy of (G, w) illustrated in Figure 2(c). We can see that \mathcal{B} is the binary partition hierarchy of (G, w) by the altitude ordering \prec such that $\{a, b\} \prec \{c, d\} \prec \{e, f\} \prec \{g, h\} \prec \{a, c\} \prec \{e, g\} \prec \{c, e\}$. The building edge of each non-leaf region R of \mathcal{B} is shown above the node that represents R .

Let \mathcal{B} be a binary partition hierarchy of (G, w) and let X and Y be two distinct regions of \mathcal{B} . If the parent of X is equal to the parent of Y , we say that X is a sibling of Y , that Y is a sibling of X and that X and Y are siblings. It can be seen that any region $R \neq V$ of \mathcal{B} has exactly one sibling and we denote this unique sibling of R by *sibling*(R).

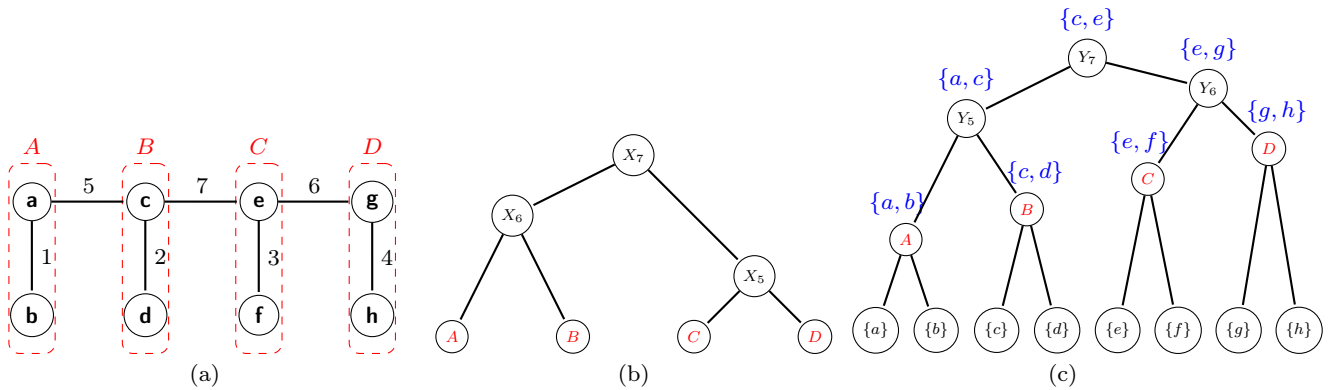


Fig. 2: (a): A weighted graph (G, w) with four minima delimited by the dashed lines. (b): The hierarchical watershed of (G, w) for the sequence (C, A, B, D) of minima of w . (c): The unique binary partition hierarchy \mathcal{B} of (G, w) .

Important remark: by abuse of terminology, when no confusion is possible, if M is a minimum of w , we call the set $V(M)$ of vertices of M as a minimum of w .

As established in [26], given an altitude ordering \prec for w , the minima of w can be extracted from the binary partition hierarchy \mathcal{B}_\prec as well as the watershed-cut edges for \prec , whose definition is given below.

Definition 2 (watershed-cut edge). *Let \prec be an altitude ordering for w and let u be a building edge for \prec . We say that u is a watershed-cut edge (of (G, w)) for \prec if each child of the region R_u of \mathcal{B}_\prec includes at least one minimum of w .*

3.2 Characterization of hierarchical watersheds

In [16], the authors propose a characterization of hierarchical watersheds in the following case: the given graph is a tree with pairwise distinct edge weights. In this section, we generalize the characterization of hierarchical watersheds introduced in [16] to arbitrary graphs. To ease the reading of this section, the proofs of the properties and theorems stated here are delayed to the appendix.

Let \prec be an altitude ordering for w and let f be a map from E into \mathbb{R} . The *supremum descendant value of R for f and \prec* is the supremum edge weight among the building edges of the regions included in R : $\vee\{f(v) \mid v \in E_\prec, R_v \subseteq R\}$, where \vee maps any set of values into the supremum value in this set, and the supremum of an empty set is zero.

The next definition introduces the notion of one-side increasing map. As established later in Lemma 4, the notion of one-side increasing map is linked to the saliency maps of hierarchical watersheds.

Definition 3 (one-side increasing map). *Let \prec be an altitude ordering for w and let f be a map from E into \mathbb{R} . We say that f is one-side increasing for \prec if:*

1. $\{f(u) \mid u \in E_\prec\} = \{0, \dots, n-1\}$;
2. for any edge u in E_\prec , the weight $f(u)$ is greater than zero if and only if u is a watershed-cut edge for \prec ; and
3. for any edge u in E_\prec , there exists a child R of R_u such that $f(u)$ is greater than or equal to the supremum descendant value of R for f and \prec .

The next lemma, whose proof is given in Appendix F, states that hierarchical watersheds can be characterized as the hierarchies whose saliency maps are one-side increasing maps.

Lemma 4. *Let \mathcal{H} be a hierarchy on V . The hierarchy \mathcal{H} is a hierarchical watershed of (G, w) if and only if there is an altitude ordering \prec for w such that the saliency map $\Phi(\mathcal{H})$ is one-side increasing for \prec .*

Let \mathcal{H} be the hierarchy of Figure 3(a), let $\Phi(\mathcal{H})$ be the saliency map of \mathcal{H} shown in Figure 3(b), and let \mathcal{B} be the binary partition hierarchy of (G, w) (Figure 2) shown in Figure 3(b). As the edges of G have pairwise distinct weights for w , we can conclude that \mathcal{B} is the binary partition hierarchy of (G, w) by the unique altitude ordering \prec for w . We can verify that $\Phi(\mathcal{H})$ is one-side increasing for \prec . By Lemma 4, we may affirm that $\Phi(\mathcal{H})$ is the saliency map of a hierarchical watershed of (G, w) and that, consequently, the hierarchy \mathcal{H} is a hierarchical watershed of (G, w) .

Let us now consider the hierarchy \mathcal{H}' and the saliency map $\Phi(\mathcal{H}')$ of Figure 3(d) and (e), respectively. We can see that $\Phi(\mathcal{H}')$ is not one-side increasing for \prec . Indeed, the weight $\Phi(\mathcal{H}')(\{c, e\})$ of the building edge of the region Y_7 of \mathcal{B} is 1, which is lower than both $\vee\{\Phi(\mathcal{H}')(v) \mid R_v \subseteq Y_5\} = 2$ and $\vee\{\Phi(\mathcal{H}')(v) \mid$

$R_v \subseteq Y_6\} = 3$. Hence, the condition 3 of Definition 3 is not satisfied by $\Phi(\mathcal{H}')$. Thus, by Lemma 4, as \prec is the unique altitude ordering for w , we may deduce that $\Phi(\mathcal{H}')$ is not the saliency map of a hierarchical watershed of (G, w) and that \mathcal{H}' is not a hierarchical watershed of (G, w) .

In the case where (G, w) has pairwise distinct edge weights, there exists a unique altitude ordering for w . Hence, we can use Lemma 4 to verify that a given map f is the saliency map of a hierarchical watershed of (G, w) by simply checking if f is one-side increasing for the unique altitude ordering for w . Otherwise, let us consider that (G, w) has arbitrary edge weights. Thus, in order to test if a map f is the saliency map of a hierarchical watershed of (G, w) , we need to test if there is an altitude ordering \prec for w such that f is one-side increasing for \prec . In the worst case, there exist $|E|!$ possible altitude orderings for w . Hence, the naive approach to verify that f is one-side increasing for an altitude ordering for w has a factorial time complexity, which is the same time complexity as the algorithm to verify that f is the saliency map of a hierarchical watershed for a sequence of minima of w . Actually, as we establish later in Theorem 5, it is sufficient to test if f is one-side increasing for a single altitude ordering for w , which is the key idea behind our efficient algorithm (Algorithm 1) to recognize hierarchical watersheds.

Let f and g be two maps from E into \mathbb{R} . A *lexicographic ordering* for (f, g) is a total ordering \prec on E such that, for any two edges u and v in E , we have $u \prec v$ if $f(u) < f(v)$ or if $f(u) = f(v)$ and $g(u) \leq g(v)$. We can note that any lexicographic ordering for (f, g) is an altitude ordering for f .

Theorem 5. *Let \mathcal{H} be a hierarchy on V and let \prec be a lexicographic ordering for $(w, \Phi(\mathcal{H}))$. The hierarchy \mathcal{H} is a hierarchical watershed of (G, w) if and only if $\Phi(\mathcal{H})$ is one-side increasing for \prec .*

The following is a sketch of the proof of Theorem 5, whose formal proof is given in Appendix B. Given any hierarchy \mathcal{H} and any altitude ordering \prec for w , we can obtain a lexicographic ordering for $(w, \Phi(\mathcal{H}))$ by iteratively reordering the pairs of edges (u, v) such that $u \prec v$ and such that $\Phi(\mathcal{H})(u) \geq \Phi(\mathcal{H})(v)$, similar to the sorting steps of the bubble sort algorithm. Let \prec' be an altitude ordering resulting from the reordering of two edges u and v such that $u \prec v$ and such that $\Phi(\mathcal{H})(u) \geq \Phi(\mathcal{H})(v)$. To prove Theorem 5, we prove that, if $\Phi(\mathcal{H})$ is one-side increasing for \prec , then $\Phi(\mathcal{H})$ is also one-side increasing for \prec' . For each reordering, we prove that the three statements of Definition 3 for $\Phi(\mathcal{H})$ to be one-side increasing still hold true in the following five cases: (a) neither u nor v is a building edge for \prec (Lemma 30); (b) both u and v are building edges for \prec and $R_u \cap R_v = \emptyset$

(Lemma 31); (c) both u and v are building edges for \prec and $R_u \subset R_v$ (Lemma 32); (d) only u is a building edge for \prec (Lemma 33); and (e) only v is a building edge for \prec (Lemma 34).

In the remaining of this section, we present the building blocks of the proof of Lemma 4. More precisely, we state the link between the notions of one-side increasing map, hierarchical watershed and the method to compute hierarchical watersheds introduced in [9, 26].

Let \prec be an altitude ordering for w and let $\mathcal{S} = (M_1, \dots, M_n)$ be a sequence of minima of w . Let R be a region of the binary partition hierarchy \mathcal{B}_\prec by \prec . Using the terminology of [9], the *extinction value* of R (for \prec and \mathcal{S}) is zero if there is no minimum of w included in R and, otherwise, it is the maximum value i in $\{1, \dots, n\}$ such that the minimum M_i is included in R . Let ϵ be the map from the set of regions of \mathcal{B}_\prec into \mathbb{R} such that, for any region R of \mathcal{B}_\prec , the value $\epsilon(R)$ is the extinction value of R . We say that ϵ is the *extinction map* for \prec and \mathcal{S} , that ϵ is an *extinction map* for \prec and that ϵ is an *extinction map* for \mathcal{S} . The following property, whose proof is detailed in Appendix C, characterizes extinction maps.

Property 6. *Let \prec be an altitude ordering for w and let ϵ be a map from the regions of \mathcal{B}_\prec into \mathbb{R} . The map ϵ is an extinction map for \prec if and only if the following statements hold true:*

1. $\{\epsilon(R) \mid R \text{ is a region of } \mathcal{B}_\prec\} = \{0, \dots, n\}$;
2. for any two distinct minima M_1 and M_2 of w , we have $\epsilon(M_1) \neq \epsilon(M_2)$; and
3. for any region R of \mathcal{B}_\prec , we have that $\epsilon(R)$ is equal to $\vee\{\epsilon(M) \mid M \text{ is a minimum of } w \text{ included in } R\}$.

We provide an example of an extinction map in Figure 4. We can see that the map ϵ is the extinction map for the unique altitude ordering for w (Figure 2(a)) and for the sequence $\mathcal{S} = (B, A, D, C)$ of minima of w .

The next property clarifies the relation between hierarchical watersheds and extinction maps. As established in [9], given a sequence \mathcal{S} of minima of w , we can compute the saliency map of a hierarchical watershed for \mathcal{S} by considering any extinction map for \mathcal{S} . As the edge weights of w are not necessarily pairwise distinct, given any sequence \mathcal{S} of minima of w , there might be several distinct hierarchical watersheds of (G, w) for \mathcal{S} . Let \mathcal{S} be a sequence of minima of w . As established in the following property, we can associated any hierarchical watershed \mathcal{H} of (G, w) for \mathcal{S} with an altitude ordering \prec for w such that, for any building edge u for \prec , the weight $\Phi(\mathcal{H})(u)$ is obtained from the extinction map for \prec and \mathcal{S} .

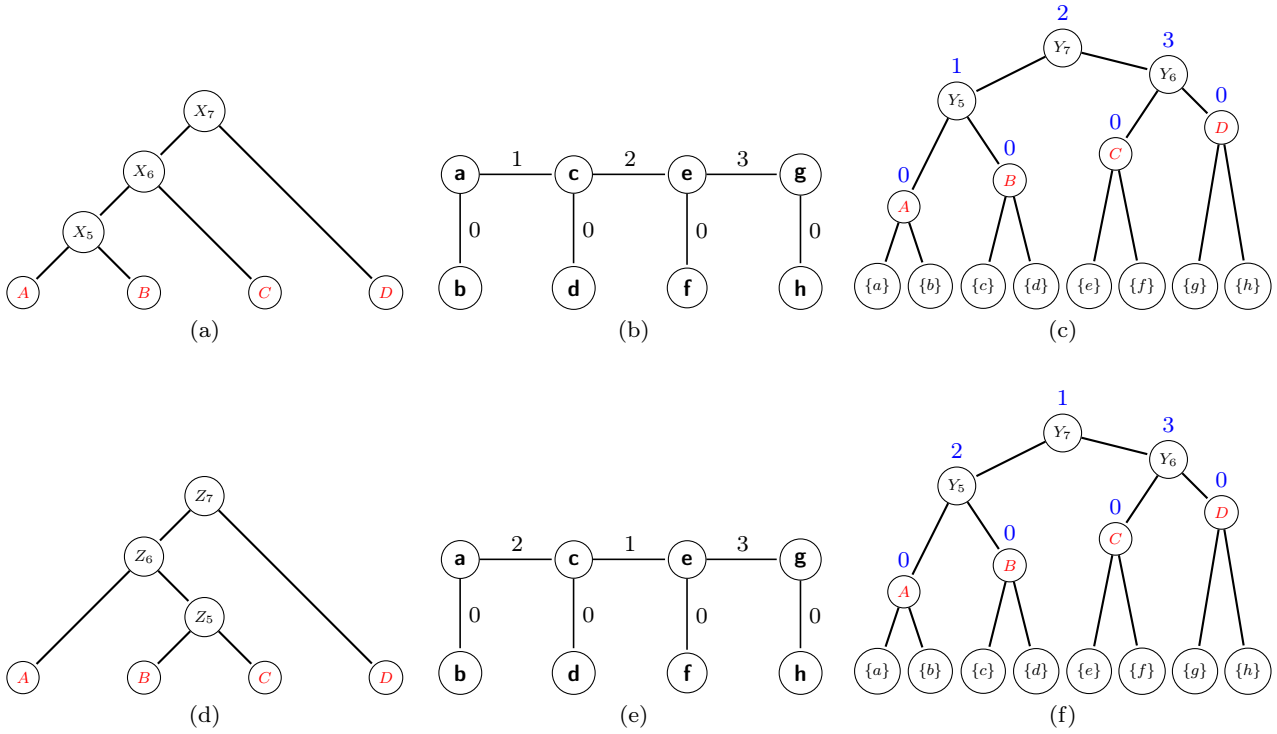


Fig. 3: (a) and (d): The hierarchies \mathcal{H} and \mathcal{H}' , respectively. (b) and (e): the weighted graphs $(G, \Phi(\mathcal{H}))$ and $(G, \Phi(\mathcal{H}'))$, respectively. (c) and (f): The maps $\Phi(\mathcal{H})$ and $\Phi(\mathcal{H}')$ represented on the hierarchy \mathcal{B} of Figure 2(c), where, for each edge u , the values $\Phi(\mathcal{H})(u)$ and $\Phi(\mathcal{H}')(u)$ are shown above the region R_u of \mathcal{B} .

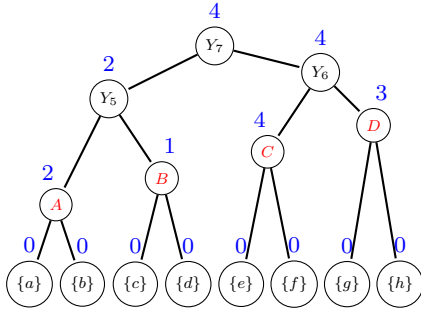


Fig. 4: An extinction map ϵ for the unique altitude ordering of (G, w) of Figure 2(a).

Property 7. Let \mathcal{H} be a hierarchy on V . The hierarchy \mathcal{H} is a hierarchical watershed of (G, w) if and only if there exists an altitude ordering \prec for w and an extinction map ϵ for \prec such that:

1. (V, E_{\prec}) is a MST of $(G, \Phi(\mathcal{H}))$; and
2. for any edge u in E_{\prec} , the value $\Phi(\mathcal{H})(u)$ is equal to $\min\{\epsilon(R)$ such that R is a child of $R_u\}$.

The proof of Property 7 is detailed in Appendix A. The intuition of the forward implication of Lemma 4 can be obtained from the definition of hierarchical watersheds (Definition 1) and from Property 7. Let \mathcal{H} be

a hierarchical watershed of (G, w) . By the definition of hierarchical watersheds, we can infer that \mathcal{H} is a sequence $(\mathbf{P}_0, \dots, \mathbf{P}_{n-1})$ of n partitions, and that only the vertices connected by watershed-cut edges are in distinct regions of the partition \mathbf{P}_0 of \mathcal{H} . Hence, we can infer that the range of $\Phi(\mathcal{H})$ is the set $\{0, \dots, n-1\}$ and that only the watershed-cut edges have non-zero weights for $\Phi(\mathcal{H})$, which correspond to the conditions 1 and 2 of Definition 3 for $\Phi(\mathcal{H})$ to be one-side increasing for an altitude ordering for w . By the statement 3 of the property on extinction maps (Property 6), we can infer that any extinction map is increasing on the regions of a binary partition hierarchy of (G, w) . By Property 7, there exist an altitude ordering \prec for w and an extinction map ϵ for \prec such that, for any edge u in E_{\prec} , the value $\Phi(\mathcal{H})(u)$ is equal to $\min\{\epsilon(R)$ such that R is a child of $R_u\}$. As ϵ is increasing on the regions of \mathcal{B}_{\prec} , we may say that, for any edge u in E_{\prec} , there is a child R of R_u such that $\Phi(\mathcal{H})(u)$ is greater than the weight of any building edge of the regions included in R . The latter statement corresponds to the condition 3 of Definition 3 for $\Phi(\mathcal{H})$ to be one-side increasing. The reader can refer to Appendix F for a formal and complete proof of the forward implication of Lemma 4.

In order to present the intuition behind the backward implication of Lemma 4, we introduce the notion

of approximated extinction maps. To introduce approximated extinction maps, we first present the auxiliary notions of non-leaf ordering and dominant region.

Definition 8 (non-leaf ordering). *Let \prec be an altitude ordering for w and let f be a map from E into \mathbb{R} . The non-leaf ordering for f and \prec is the total ordering \ll on the building edges for \prec , such that, for any two building edges u and v for \prec , we have $u \ll v$ if either the descendant value of R_u (for f and \prec) is strictly lower than the descendant value of R_v , or if the descendant values of R_u and R_v are equal and $u \prec v$.*

Definition 9 (dominant region). *Let \prec be an altitude ordering for w and let f be a map from E into \mathbb{R} . Let \ll be the non-leaf ordering for f and \prec . Let R be a non-leaf region of \mathcal{B}_{\prec} different from V . Let u and v be the building edges of R and of the sibling of R , respectively. We say that R is a dominant region for f and \prec if:*

1. *there is a minimum of w included in R ; and*
2. *either:*
 - *$v \ll u$; or*
 - *there is no minimum of w included in the sibling of R .*

For instance, let (G, w) be the weighted graph shown in Figure 2(a), let \prec be the unique altitude ordering for w , let \mathcal{B} be the binary partition hierarchy by \prec shown in Figure 2(c), and let $\Phi(\mathcal{H})$ be the map illustrated in Figure 3(b). Let \ll be the non-leaf ordering for $\Phi(\mathcal{H})$ and \prec such that $\{a, b\} \ll \{c, d\} \ll \{e, f\} \ll \{g, h\} \ll \{a, c\} \ll \{c, e\} \ll \{e, g\}$. The dominant regions of \mathcal{B} for $\Phi(\mathcal{H})$ and \prec are the regions B , D and Y_6 .

Definition 10 (approximated extinction map). *Let \prec be an altitude ordering for w and let f be a map from E into \mathbb{R} . The approximated extinction map for f and \prec is the map ξ from the set of regions of \mathcal{B}_{\prec} into \mathbb{R} such that:*

1. *$\xi(R) = k + 1$ if R is the vertex set V of G , where k is the supremum descendant value of R for f and \prec ; and*
2. *$\xi(R) = \xi(\text{parent}(R))$ if R is a dominant region for f and \prec ; and*
3. *$\xi(R) = f(u)$, where u is the building edge of the parent of R , otherwise.*

The next lemma establishes that the approximated extinction map of any one-side increasing map is indeed an extinction map.

Lemma 11. *Let \prec be an altitude ordering for w and let f be a map from E into \mathbb{R} such that f is one-side increasing for \prec . The approximated extinction map for f and \prec is an extinction map for \prec .*

For instance, let us consider the weighted graph (G, w) of Figure 2(a) and its unique altitude ordering \prec . We can verify that the extinction map ϵ of Figure 4 is precisely the approximated extinction map for $\Phi(\mathcal{H})$ (Figure 3(b)) and \prec .

The next lemma is the key result for establishing the backward implication of Lemma 4.

Lemma 12. *Let \prec be an altitude ordering for w and let f be a map from E into \mathbb{R} such that f is one-side increasing for \prec . Let ξ be the approximated extinction map for f and \prec . Then, for any edge u in E_{\prec} , we have:*

$$f(u) = \min\{\xi(R) \text{ such that } R \text{ is a child of } R_u\}.$$

The proof of lemmas 11 and 12 are presented in appendices D and E, respectively. The backward implication of Lemma 4 is a consequence of lemmas 11 and 12 and the backward implication of Property 7. Let \mathcal{H} be a hierarchy and let \prec be an altitude ordering for w such that $\Phi(\mathcal{H})$ is one-side increasing for \prec . Let ξ be the approximated extinction map for $\Phi(\mathcal{H})$ and \prec . By Lemma 12, for any edge u in E_{\prec} , we have $\Phi(\mathcal{H})(u) = \min\{\xi(R) \text{ such that } R \text{ is a child of } R_u\}$. By Lemma 11, the map ξ is an extinction map for \prec . Then, by the backward implication of Property 7, we conclude that $\Phi(\mathcal{H})$ is the saliency map of a hierarchical watershed of (G, w) and that \mathcal{H} is a hierarchical watershed of (G, w) .

Let (G, w) be the graph of Figure 2(a) and let $\Phi(\mathcal{H})$ be the saliency map of Figure 3(b). Let \prec be the unique altitude ordering of w . As stated previously, $\Phi(\mathcal{H})$ is one-side increasing for \prec . To illustrate Lemma 12, we can verify that the value $\Phi(\mathcal{H})(u)$ is equal to $\min\{\xi(R) \text{ such that } R \text{ is a child of } R_u\}$ for any edge u in E_{\prec} where ϵ (shown in Figure 4) is the approximated extinction map for $\Phi(\mathcal{H})$ and \prec .

4 Recognition algorithm for hierarchical watersheds

In this section, we present an efficient algorithm to recognize hierarchical watersheds based on Theorem 5. Given any hierarchy \mathcal{H} on V , to test if \mathcal{H} is a hierarchical watershed of (G, w) , it is sufficient to verify that the saliency map $\Phi(\mathcal{H})(u)$ of \mathcal{H} is one-side increasing for a lexicographic ordering for (w, f) .

Algorithm 1 provides a description of our algorithm to recognize hierarchical watersheds. The inputs are a weighted graph $((V, E), w)$ and a saliency map f of a hierarchy \mathcal{H} on V . The first step of Algorithm 1 is to compute a lexicographic ordering \prec for (w, f) . Then, the binary partition hierarchy \mathcal{B} by \prec and the set of building edges E_{\prec} for \prec are computed at lines 2-3 using the algorithm proposed in [26]. Subsequently, the

minima of w and the watershed-cut edges for \prec are obtained at lines 4-5 using the method proposed in [26]: the number of minima included in each region of \mathcal{B} is iteratively counted by browsing the regions of \mathcal{B} from the leaves to the root. At lines 6-7, we compute the supremum descendant value for f and \prec of each region of \mathcal{B} . Finally, the last **for** loop (lines 8-13) verifies that the three conditions of Definition 3 for f to be one-side increasing for \prec hold true. The condition 1 of Definition 3 is verified by the two tests between lines 9 and 10. The conditions 2 and 3 of Definition 3 are verified by the tests at lines 11 and 13, respectively. If any of those three conditions is not satisfied, then the algorithm halts and returns **false** and, otherwise, it returns **true**.

Let us now analyse the time complexity of Algorithm 1. Given that the lexicographic ordering for (w, f) can be obtained through the merging sort algorithm, the time complexity of this step is $O(|E|\log|E|)$. As established in [26], any binary partition hierarchy can be computed in quasi-linear time with respect to $|E|$ provided that the edges in E are already sorted or can be sorted in linear time. More specifically, the time complexity to compute the binary partition hierarchy \mathcal{B} is $O(|E| \times \alpha(|V|))$, where α is a slowly growing inverse of the single-valued Ackermann function. Having computed the binary partition hierarchy \mathcal{B} , the computation of the minima of w and of the watershed-cut edges for \prec can be performed in linear time with respect to $|V|$ as stated in [26]. At lines 6 – 7, the supremum descendant values of the building edges for \prec are iteratively computed from the leaves to the root in linear time $O(V)$. Finally, each instruction between lines 9 and 13 can be performed in constant time, which implies that the last **for** loop has a linear time complexity with respect to $|V|$. Therefore, the overall time complexity of Algorithm 1 is $O(|E|\log|E|)$.

We illustrate Algorithm 1 in Figures 5 and 6. Let us first explain the example of Figure 5. The inputs are the weighted graph (G, w) and the saliency map f of Figure 5. We first obtain a lexicographic ordering \prec for (w, f) such that $\{a, b\} \prec \{c, d\} \prec \{e, f\} \prec \{g, h\} \prec \{i, j\} \prec \{a, c\} \prec \{g, i\} \prec \{c, e\} \prec \{d, f\} \prec \{e, g\} \prec \{b, d\} \prec \{f, h\} \prec \{h, j\}$. Then, we obtain the binary partition hierarchy \mathcal{B} by \prec , the minima of w (in red) and the four watershed-cut edges for \prec (underlined) illustrated in Figure 5(c). Subsequently, we compute the supremum descendant values (for f and \prec) illustrated in Figure 5(e). For each edge u of G , the supremum descendant value of u is the greatest value in the set $\{f(v) \mid R_v \subseteq R_u\}$. We can verify that the range of f is $\{0, 1, 2, 3, 4\}$ and that, among the building edges for \prec , all (and only) the watershed-cut edges for \prec have

non-zero weights in f . Therefore, the conditions 1 and 2 of Definition 3 for f to be one-side increasing for \prec hold true. Finally, we test the condition 3 of Definition 3. For each watershed-cut edge u of G , we test if $f(u)$ is greater than the supremum descendant value of at least one child of R_u . For the building edges of the regions Y_6, Y_7 and Y_8 the condition 3 holds true, but this is not the case for the region Y_9 . Consequently, the map f is not one-side increasing for \prec and Algorithm 1 returns *false*.

We will now explain the example of Figure 6. The inputs are the weighted graph (G, w) and the saliency map g of Figure 6. We first obtain a lexicographic ordering \prec' for (w, G) such that $\{a, b\} \prec' \{c, d\} \prec' \{e, f\} \prec' \{g, h\} \prec' \{i, j\} \prec' \{a, c\} \prec' \{g, i\} \prec' \{e, g\} \prec' \{c, e\} \prec' \{d, f\} \prec' \{b, d\} \prec' \{f, h\} \prec' \{h, j\}$. Then, we obtain the binary partition hierarchy \mathcal{B} by \prec' , the minima of w (in red) and the four watershed-cut edges for \prec' (underlined) illustrated in Figure 6(c). Subsequently, we compute the supremum descendant values (for g and \prec'). We can verify that the range of g is $\{0, 1, 2, 3, 4\}$ and that, among the building edges for \prec' , all (and only) the watershed-cut edges for \prec' have non-zero weights. Therefore, the conditions 1 and 2 of Definition 3 for g to be one-side increasing for \prec' hold true. Moreover, for each building edge u for \prec' , the supremum descendant value of R_u is greater than the supremum descendant value of at least one of the children of R_u . Hence, the condition 3 for g to be one-side increasing for \prec' also holds true. Therefore, the map g is one-side increasing for \prec' and Algorithm 1 returns *true*.

5 Flattened hierarchical watersheds

In order to compute a hierarchical watershed of (G, w) , a sequence of minima of w is often defined by extinction values [34]. When distinct minima of w have the same extinction value, the order between those minima is defined arbitrarily. Given a watershed segmentation of (G, w) , we may say that a hierarchical watershed of (G, w) can be obtained by filtering, one by one, the regions of this segmentation. Now, let us consider a framework in which the minima with equal extinction values are treated in parallel. In this new framework, the regions of the watershed segmentation containing minima of w with equal extinction values are filtered out simultaneously. We can affirm that the resulting partitions of this framework are a subset of the partitions of a hierarchical watershed of (G, w) , and hence a simplified or “flattened” hierarchical watershed.

Definition 13 (flattening of hierarchies [30]). *Let \mathcal{H} and \mathcal{H}' be two hierarchies on V such that any partition*

Algorithm 1 Recognition of hierarchical watersheds

Data: $((V, E), w)$: a weighted graph	
f : the saliency map of a hierarchy \mathcal{H} on V	
Result: <i>true</i> if \mathcal{H} is a hierarchical watershed of (G, w) and <i>false</i> otherwise	
1: Compute a lexicographic ordering \prec for (w, f)	$\triangleright O(E \log E)$
2: Compute the binary partition hierarchy \mathcal{B} by \prec	$\triangleright O(E \times \alpha(V))$ with [26]
3: Compute the set E_{\prec} of building edges for \prec	$\triangleright O(V)$
4: Compute the minima of w	$\triangleright O(V)$ with [26]
5: Compute the watershed-cut edges for \prec	$\triangleright O(V)$ with [26]
6: for each building edge u in increasing order for \prec do	$\triangleright O(V)$
7: $\varphi(u) \leftarrow$ the supremum descendant value of R_u for f and \prec	$\triangleright O(1)$
// Testing of the conditions 1, 2 and 3 of Definition 3 for f to be one-side increasing for \prec	
8: for each building edge u in increasing order for \prec do	$\triangleright O(V)$
9: if $f(u) \notin \{0, 1, \dots, k\}$ then	$\triangleright O(1)$
return false	$\triangleright O(1)$
10: if $f(u) \neq 0$ and $\exists v \in E_{\prec}$ such that $v \prec u$ and $f(u) = f(v)$ then	$\triangleright O(1)$
return false	$\triangleright O(1)$
11: if u is a watershed-cut edge and $f(u) = 0$ or u is not a watershed-cut edge and $f(u) \neq 0$ then	$\triangleright O(1)$
return false	$\triangleright O(1)$
12: X and $Y \leftarrow$ children of R_u	$\triangleright O(1)$
13: if $\varphi(R_u) < \varphi(X)$ and $\varphi(R_u) < \varphi(Y)$ then	$\triangleright O(1)$
return false	$\triangleright O(1)$
return true	

of \mathcal{H} is a partition of \mathcal{H}' . We say that \mathcal{H} is a flattening of \mathcal{H}' .

Let \mathcal{H} and \mathcal{H}' be two hierarchies on V such that \mathcal{H} is a flattening of \mathcal{H}' . If \mathcal{H}' is a hierarchical watershed of (G, w) , then we say that \mathcal{H} is a flattened hierarchical watershed of (G, w) .

In a hierarchical watershed $\mathcal{H} = (\mathbf{P}_0, \dots, \mathbf{P}_{n-1})$ of (G, w) , every partition \mathbf{P}_i , for i in $\{1, \dots, n-1\}$, includes exactly one region R such that R is the union of two regions of the partition \mathbf{P}_{i-1} . However, given a flattened hierarchical watershed \mathcal{H}' of \mathcal{H} , there can be partitions of \mathcal{H}' which includes regions that are the union of several regions of the previous partition in the sequence. Therefore, some subsets of partitions of \mathcal{H} are “flattened” into a single partition of \mathcal{H}' . The ultimate flattening of any hierarchical watershed of (G, w) is the hierarchy $(\{V\})$ composed of a single partition in which all vertices belong to the same region.

We can see that the notion of flattened hierarchical watersheds, even though not formally defined previously, arise naturally in the context of marker-based watershed segmentation. It is noteworthy that, like a hierarchical watershed, all partitions of a flattened hierarchical watershed are optimal in the sense of minima spanning forests. Hence, based on our proposed charac-

terization of hierarchical watersheds, we derive a characterization of flattened hierarchical watersheds.

The following property characterizes flattened hierarchical watersheds.

Property 14. *Let \mathcal{H} be a hierarchy on V . The hierarchy \mathcal{H} is a flattened hierarchical watershed of (G, w) if and only if there is an altitude ordering \prec for w such that:*

1. (V, E_{\prec}) is a MST of $(G, \Phi(\mathcal{H}))$; and
2. for any edge u in E_{\prec} , if u is not a watershed-cut edge for \prec , then $\Phi(\mathcal{H})(u)$ is zero; and
3. for any edge u in E_{\prec} , there exists a child R of R_u such that $f(u)$ is greater than or equal to the supremum descendant value of R for $\Phi(\mathcal{H})$ and \prec .

We can remark the similarity between Property 14 and Lemma 4, which links hierarchical watersheds to the notion of one-side increasing maps. Let \mathcal{H} be a hierarchy and let f be the saliency map of \mathcal{H} . To test if \mathcal{H} is a flattened hierarchical watershed of (G, w) , the first condition of Property 14, which is an implication of the first statement of Definition 3, makes sure that we take into account the range of f and not only a subset of the range of f . The second condition of Property 14, which is the forward implication of the second statement of Definition 3, guarantees that the lowest level

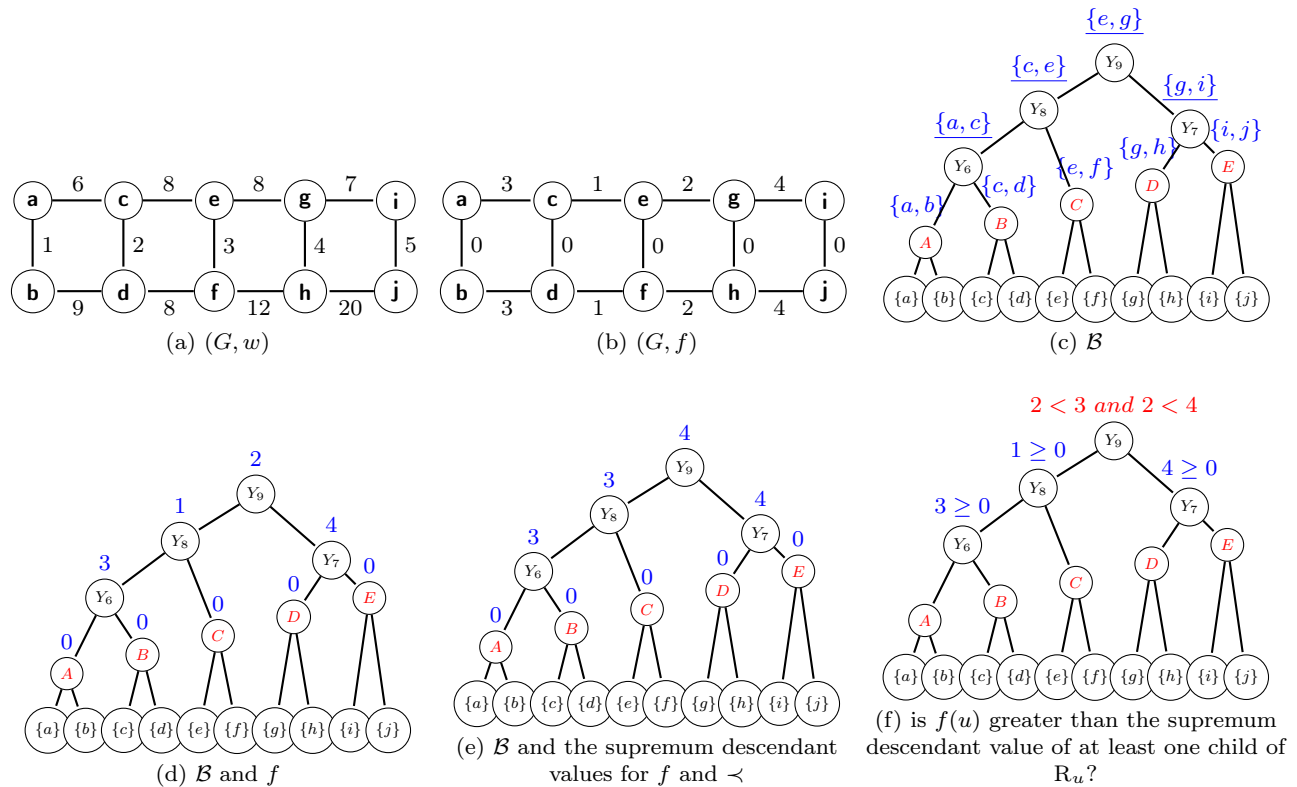


Fig. 5: Illustration of Algorithm 1 applied to a saliency map which is not the saliency map of a hierarchical watershed of the input graph (G, w) . Given the weighted graph (G, w) and the saliency map f , we test if f is the saliency map of a hierarchical watershed of (G, w) . We first compute the lexicographic ordering \prec for (w, f) such that $\{a, b\} \prec \{c, d\} \prec \{e, f\} \prec \{g, h\} \prec \{i, j\} \prec \{a, c\} \prec \{g, i\} \prec \{c, e\} \prec \{d, f\} \prec \{e, g\} \prec \{b, d\} \prec \{f, h\} \prec \{h, j\}$. Then, we obtain the binary partition hierarchy \mathcal{B} by \prec , along with the minima of w (in red) and the watershed-cut edges for \prec (underlined). Subsequently, we obtain the supremum descendant values for g and \prec . We may conclude that conditions 1 and 2 of Definition 3 hold true for f , but not the condition 3. Hence, f is not the saliency map of a hierarchical watershed of (G, w) .

of \mathcal{H} is equal or coarser than the lowest level of a hierarchical watershed of (G, w) . Finally, the third condition of Property 14 is equivalent to the third statement of Definition 3 and, allied to the second condition of Property 14, it ensures that each partition of \mathcal{H} is induced by a MSF rooted in a subset of the set of minima of (G, w) .

Algorithm 2 describes our algorithm to recognize flattened hierarchical watersheds, which is very similar to the algorithm to recognize hierarchical watersheds (Algorithm 1). The only difference between algorithms 2 and 1 is that, in Algorithm 2, we do not test if the first condition of Definition 3 holds true, and we test if (V, E_{\prec}) is a MST of the input map $((V, E), f)$, where E_{\prec} is the set of building edges for \prec . The verification that (V, E_{\prec}) is a MST of (G, f) can be done in time $O(|E|\log|E|)$ by checking if the sum of the edge weights of a MST of $((V, E), f)$ is equal to the sum of the edge weights of $((V, E_{\prec}), f)$. Hence, the overall

time complexity of Algorithm 2 is the same of Algorithm 1: $O(|E|\log|E|)$.

6 Experimental results

In this section, we present an immediate application of the recognition of (flattened) hierarchical watersheds on the combinations of hierarchical watersheds assessed in [14]. In [14], the authors showed that combining hierarchies is a good alternative method to outperform individual hierarchical watersheds, which raises the question of whether the resulting combinations are hierarchical watersheds or flattened hierarchical watersheds. This problem has already been tackled in our companion paper [15], where we study if, and which, combinations of hierarchical watersheds result in flattened hierarchical watersheds. In [15], we concluded that combinations of hierarchical watersheds are not hierarchical

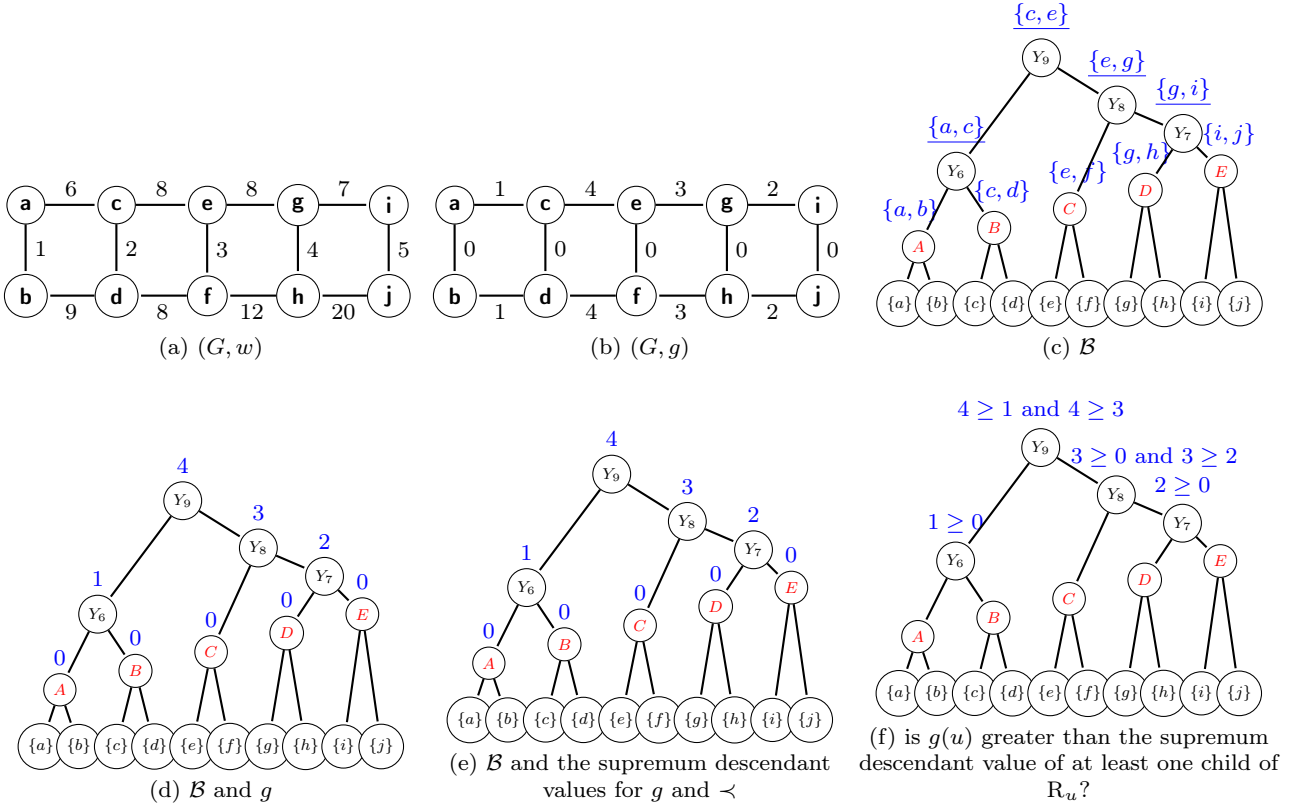


Fig. 6: Illustration of Algorithm 1 applied to a saliency map which is the saliency map of a hierarchical watershed of the input graph (G, w) . Given the map (G, w) and the saliency map g , we test if g is the saliency map of a hierarchical watershed of (G, w) . We first compute the lexicographic ordering \prec' for (w, g) such that $\{a, b\} \prec' \{c, d\} \prec' \{e, f\} \prec' \{g, h\} \prec' \{i, j\} \prec' \{a, c\} \prec' \{g, i\} \prec' \{e, g\} \prec' \{c, e\} \prec' \{d, f\} \prec' \{b, d\} \prec' \{f, h\} \prec' \{h, j\}$. Then, we obtain the binary partition hierarchy \mathcal{B} by \prec' , along with the minima of w (in red) and the watershed-cut edges for \prec' (underlined). Subsequently, we obtain the supremum descendant values for f and \prec . We may conclude that three statements of Definition 3 hold true for f . Hence, g is one-side increasing for \prec' . By Theorem 5, the map g is the saliency map of a hierarchical watershed of (G, w) .

Algorithm 2 Recognition of flattened hierarchical watersheds

Data: $((V, E), w)$: a weighted graph
 f : the saliency map of a hierarchy \mathcal{H} on V

Result: *true* if \mathcal{H} is a flattened hierarchical watershed of (G, w) and *false* otherwise

```

/* Lines 1 – 8 of Algorithm 1 */
// Testing of the conditions 1, 2 and 3 of Property 14 for  $f$  to be a flattened
hierarchical watershed of  $((V, E), w)$ 
17: if  $(V, E_{\prec})$  is not a MST of  $((V, E), f)$  then
    return false
18: for each building edge  $u$  in increasing order for  $\prec$  do
19:   if  $u$  is not a watershed-cut edge and  $f(u) \neq 0$  then
    return false
20:    $X$  and  $Y \leftarrow$  children of  $R_u$ 
21:   if  $\varphi(R_u) < \varphi(X)$  and  $\varphi(R_u) < \varphi(Y)$  then
    return false
return true

```

$\triangleright O(|E|\log|E|)$
 $\triangleright O(|V|)$
 $\triangleright O(1)$
 $\triangleright O(1)$
 $\triangleright O(1)$
 $\triangleright O(1)$
 $\triangleright O(1)$

watersheds in general. However, when the input hierarchical watersheds are one-side increasing for the same altitude ordering, then their combination by infimum is a flattened hierarchical watershed. The experiments presented in this section reinforce those theoretical results.

We first present the set-up of our experiments. We consider hierarchical watersheds for sequences of minima ordered by their extinction values [34]. Such extinction values are based on the following attributes: area [23,34], diagonal of bounding box [31], dynamics [19], (topological) height [31], number of descendants, number of minima, volume [34] and number of parent nodes [28]. In the combination of hierarchical watersheds, we consider the following functions: infimum, supremum and linear combination (average). The experiments were performed on the 200 images of the test set of the Berkeley Segmentation Dataset and Benchmark 500 [18].

As established in [15], combinations of hierarchical watersheds with the aforementioned combining functions are not hierarchical watersheds in general. Indeed, by applying Algorithm 1 to the combinations of hierarchical watersheds by infimum, supremum and average, we verified that the first condition of the definition of one-side increasing maps (Definition 3) is not satisfied by any combination. Hence, by Theorem 5, none of those combinations is a hierarchical watershed. In fact, combining hierarchies often act by simplifying the input hierarchies in the sense that, from a level i to a level $i + 1$ of the resulting combination, zero or more than one pair of regions are merged, which suggests that some combinations may result in flattened hierarchical watersheds.

To test how many combinations result in flattened hierarchical watersheds, we consider two hierarchical watershed algorithms:

1. Non-deterministic algorithm: when there are ties between edges of equal weights, an arbitrary choice is made. Using this algorithm, two hierarchical watersheds computed from the same graph are not necessarily one-side increasing for the same altitude ordering.
2. Deterministic algorithm: when there are ties between edges of equal weights, a deterministic choice is made. In this case, any two hierarchical watersheds computed from the same graph are one-side increasing for the same altitude ordering.

We applied Algorithm 2 to combinations of pairs of hierarchical watersheds which were computed using each of those algorithms. The results using the non-deterministic algorithm are shown in Table 1. In each

cell of Table 1, we present the number of combinations by average, by supremum and by infimum (among 200) that are flattened hierarchical watersheds. We can observe that the majority of the combinations, nearly two thirds, are flattened hierarchical watersheds.

We now consider the second algorithm, in which ties between edge weights are treated deterministically. In this case, all hierarchical watersheds of a given weighted graph are one-side increasing for the same altitude ordering. Consequently, any combination with infimum is a flattened hierarchical watershed, as established by Property 7 of [15]. By applying Algorithm 2 to combinations of hierarchies obtained through the deterministic algorithm, we observed that all combinations with infimum are flattened hierarchical watersheds, as expected. Interestingly, this was also the case for the combinations with average. Regarding the combinations with supremum, among all 5600 combinations, only one combination with volume and diagonal of bounding box, and three combinations with volume and height are not flattened hierarchical watersheds.

Our experimental results suggest that most of the combinations of hierarchical watersheds assessed in [14] are "approximations" of flattened hierarchical watersheds in the sense that, by swapping the weight of a few edges in the combinations of saliency maps, we could obtain a flattened hierarchical watershed. This speculative conclusion may be investigated in future research linking the results established here with our method to convert any hierarchy into a hierarchical watershed introduced in [17].

7 Conclusion and perspectives

In this article, we aimed at solving the problem of recognition of hierarchical watersheds. We generalized the characterization of hierarchical watersheds proposed in [16] to arbitrary graphs and, based on this characterization, we designed an efficient algorithm to determine if a hierarchy is a hierarchical watershed of any given weighted graph. To consider the hierarchies that are obtained by a partial ordering on the minima of a weighted graph, we introduced the notion of flattened hierarchical watersheds, which is a relaxed definition of hierarchical watersheds. Then, we presented experimental results with the combinations of hierarchical watershed assessed in [14]. We concluded that none of those combinations are hierarchical watersheds but most of them are flattened hierarchical watersheds.

We believe that having a better understanding of hierarchical watersheds may help to develop new image processing tools. For example, this is the case of the watershed operator introduced in [17], which converts

	Area	Diagonal of bounding box	Dynamics	Height	Number of descendants	Number of minima	Volume	Number of parent nodes
Area	-	138	125	135	152	59	113	79
	-	200	194	194	200	183	198	182
	-	119	113	124	127	47	60	62
Diagonal of bounding box	-	-	127	134	136	62	119	82
	-	-	195	197	200	184	198	183
	-	-	115	122	113	48	102	65
Dynamics	-	-	-	117	124	104	126	105
	-	-	-	195	195	189	196	192
	-	-	-	91	111	96	112	100
Height	-	-	-	-	134	108	128	110
	-	-	-	-	195	185	194	186
	-	-	-	-	123	99	106	97
Number of descendants	-	-	-	-	-	63	114	83
	-	-	-	-	-	185	199	180
	-	-	-	-	-	52	98	65
Number of minima	-	-	-	-	-	-	66	171
	-	-	-	-	-	-	179	199
	-	-	-	-	-	-	53	158
Volume	-	-	-	-	-	-	-	80
	-	-	-	-	-	-	-	177
	-	-	-	-	-	-	-	66
Number of parent nodes	-	-	-	-	-	-	-	-
	-	-	-	-	-	-	-	-
	-	-	-	-	-	-	-	-

Table 1: In each cell, we show the number of combinations of pairs of hierarchical watersheds by average (red), by supremum (blue) and by infimum (black) among 200 that are flattened hierarchical watersheds. In those results, we consider hierarchies obtained through the non-deterministic hierarchical watershed algorithm.

any hierarchy into a hierarchical watershed and which is deeply connected to the characterization of hierarchical watersheds introduced in this article. In Figure 7, we illustrate a result of this operator. We present an image, a gradient $Grad$ of this image, and two hierarchies \mathcal{H}_{cc} and \mathcal{H}_w both computed from $Grad$. Each hierarchy is represented by its saliency map, in which the darkest boundaries represent the contours that persist at the highest levels of the hierarchy. The hierarchy \mathcal{H}_{cc} highlights the circular regions of $Grad$ and, using Algorithm 1, we verified that \mathcal{H}_{cc} is not a hierarchical watershed of $Grad$. The hierarchy \mathcal{H}_w is a hierarchical watershed of $Grad$ and was obtained using the watershed operator [17] applied to \mathcal{H}_{cc} . We can observe that both hierarchies include the most circular regions of the original image, but the hierarchical watershed \mathcal{H}_w also brings to the fore the region covering the arm, which is a perceptually significant region highlighted by the gradient $Grad$.

References

1. P. Arbelaez, M. Maire, C. Fowlkes, and J. Malik. Contour detection and hierarchical image segmentation. *IEEE PAMI*, 33(5):898–916, 2011.
2. R. Audigier and R. Lotufo. Seed-relative segmentation robustness of watershed and fuzzy connectedness approaches. In *XX Brazilian Symposium on Computer Graphics and Image Processing (SIBGRAPI 2007)*, pages 61–70. IEEE, 2007.
3. S. Beucher. Watershed, hierarchical segmentation and waterfall algorithm. In J. Serra and P. Soille, editors, *ISMM*, pages 69–76. Kluwer, 1994.
4. S. Beucher and F. Meyer. The morphological approach to segmentation: the watershed transformation. *Optical Engineering-New York-Marcel Dekker Incorporated-*, 34:433–433, 1992.
5. A. Challa, S. Danda, B. D. Sagar, and L. Najman. Watersheds for semi-supervised classification. *IEEE Signal Processing Letters*, 26(5):720–724, 2019.
6. J. Cousty, G. Bertrand, L. Najman, and M. Couprie. Watershed cuts: Minimum spanning forests and the drop of water principle. *IEEE PAMI*, 31(8):1362–1374, 2009.
7. J. Cousty and L. Najman. Incremental algorithm for hierarchical minimum spanning forests and saliency of watershed cuts. In *ISMM*, pages 272–283. Springer, 2011.
8. J. Cousty, L. Najman, Y. Kenmochi, and S. Guimarães. Hierarchical segmentations with graphs: quasi-flat zones,

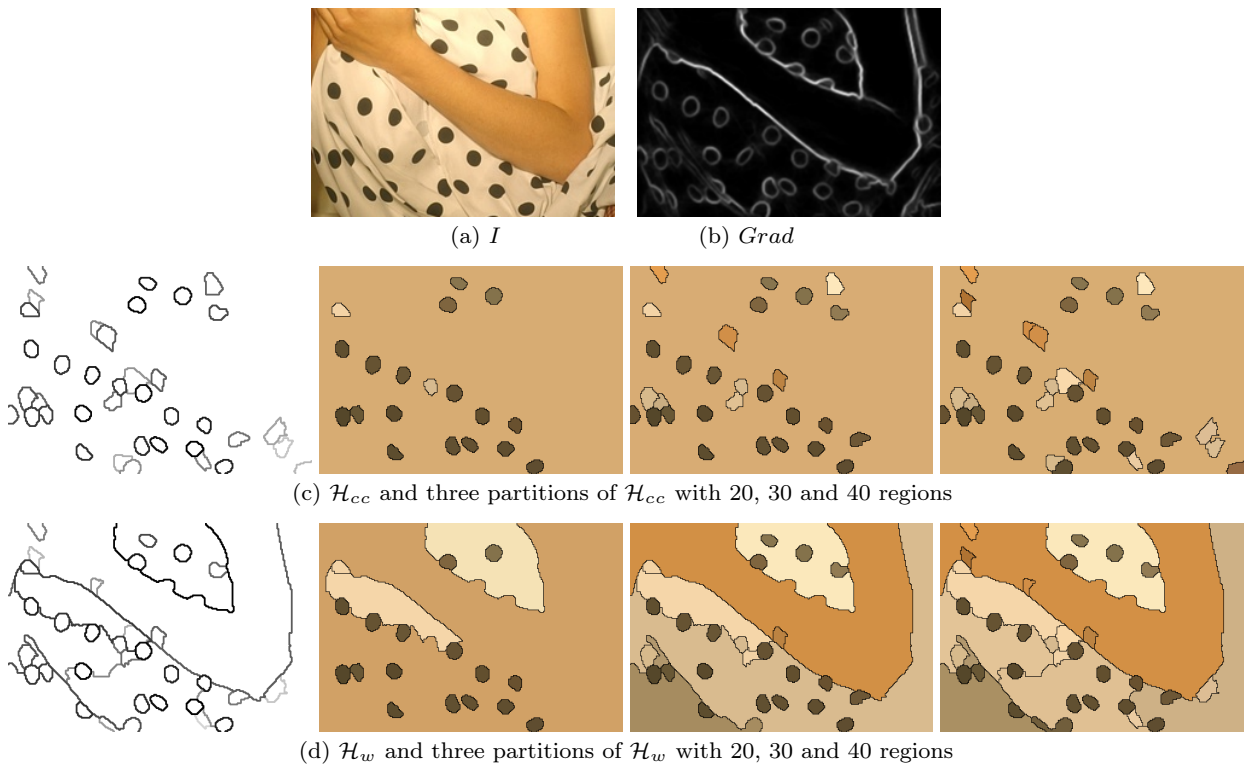


Fig. 7: (a) an image I . (b) the gradient G of I computed with the edge detector introduced in [10]. (c) From left to right: the saliency map of a circularity based hierarchy \mathcal{H}_{cc} , and three partitions of \mathcal{H}_{cc} containing 20, 30 and 40 regions, respectively. (d) the watershed \mathcal{H}_w of the saliency map of \mathcal{H}_{cc} (for $Grad$), and three partitions of \mathcal{H}_w containing 20, 30 and 40 regions, respectively.

- minimum spanning trees, and saliency maps. *JMIV*, 60(4):479–502, 2018.
9. J. Cousty, L. Najman, and B. Perret. Constructive links between some morphological hierarchies on edge-weighted graphs. In *ISMM*, pages 86–97. Springer, 2013.
 10. P. Dollár and C. L. Zitnick. Fast edge detection using structured forests. *IEEE transactions on pattern analysis and machine intelligence*, 37(8):1558–1570, 2014.
 11. S. C. Johnson. Hierarchical clustering schemes. *Psychometrika*, 32(3):241–254, 1967.
 12. R. Lotufo and W. Silva. Minimal set of markers for the watershed transform. In *Proceedings of ISMM*, volume 2002, pages 359–368, 2002.
 13. V. Machairas, M. Faessel, D. Cárdenas-Peña, T. Chabardes, T. Walter, and E. Decenciére. Waterpixels. *IEEE Transactions on Image Processing*, 24(11):3707–3716, 2015.
 14. D. S. Maia, A. d. A. Araujo, J. Cousty, L. Najman, B. Perret, and H. Talbot. Evaluation of combinations of watershed hierarchies. In *ISMM*, pages 133–145. Springer, 2017.
 15. D. S. Maia, J. Cousty, L. Najman, and B. Perret. Properties of combinations of hierarchical watersheds. *Pattern Recognition Letters*, 2019.
 16. D. S. Maia, J. Cousty, L. Najman, and B. Perret. Recognizing hierarchical watersheds. In *International Conference on Discrete Geometry for Computer Imagery*, pages 300–313. Springer, 2019.
 17. D. S. Maia, J. Cousty, L. Najman, and B. Perret. Watershedding hierarchies. In *ISMM*, 2019.
 18. D. Martin, C. Fowlkes, D. Tal, and J. Malik. A database of human segmented natural images and its application to evaluating segmentation algorithms and measuring ecological statistics. In *Proc. 8th Int'l Conf. Computer Vision*, volume 2, pages 416–423, July 2001.
 19. F. Meyer. The dynamics of minima and contours. In P. Maragos, R. Schafer, and M. Butt, editors, *ISMM*, pages 329–336. Kluwer, 1996.
 20. F. Meyer. *Marker-based Segmentation*, pages 175–215. Wiley, 2019.
 21. F. Meyer. *Minimum Spanning Forests and Watershed Partitions*, pages 139–174. Wiley, 2019.
 22. F. Meyer and P. Maragos. Morphological scale-space representation with levelings. In *International Conference on Scale-Space Theories in Computer Vision*, Berlin, 1999. Springer.
 23. F. Meyer, C. Vachier, A. Oliveras, and P. Salembier. Morphological tools for segmentation: Connected filters and watersheds. In *Annales des télécommunications*, volume 52, pages 367–379. Springer, 1997.
 24. M. Nagao, T. Matsuyama, and Y. Ikeda. Region extraction and shape analysis in aerial photographs. *CGIP*, 10(3):195–223, 1979.
 25. L. Najman. On the equivalence between hierarchical segmentations and ultrametric watersheds. *JMIV*, 40(3):231–247, 2011.
 26. L. Najman, J. Cousty, and B. Perret. Playing with kruskal: algorithms for morphological trees in edge-weighted graphs. In *ISMM*, pages 135–146. Springer, 2013.

27. L. Najman and M. Schmitt. Geodesic saliency of watershed contours and hierarchical segmentation. *IEEE PAMI*, 18(12):1163–1173, 1996.
28. B. Perret, J. Cousty, S. J. F. Guimaraes, and D. S. Maia. Evaluation of hierarchical watersheds. *IEEE TIP*, 27(4):1676–1688, 2018.
29. P. Salembier and L. Garrido. Binary partition tree as an efficient representation for image processing, segmentation, and information retrieval. *IEEE transactions on Image Processing*, 9(4):561–576, 2000.
30. D. Santana Maia, J. Cousty, L. Najman, and B. Perret. Properties of combinations of hierarchical watersheds. working paper or preprint, July 2019.
31. A. G. Silva and R. de Alencar Lotufo. New extinction values from efficient construction and analysis of extended attribute component tree. In *SIBGRAPI*, pages 204–211. IEEE, 2008.
32. J. Sklansky. Image segmentation and feature extraction. *IEEE Transactions on Systems, Man, and Cybernetics*, 8(4):237–247, 1978.
33. P. Soille. Constrained connectivity for hierarchical image partitioning and simplification. *IEEE transactions on pattern analysis and machine intelligence*, 30(7):1132–1145, 2008.
34. C. Vachier and F. Meyer. Extinction value: a new measurement of persistence. In *IEEE Workshop on nonlinear signal and image processing*, volume 1, pages 254–257, 1995.

A Proof of Property 7

(Property 7). Let \mathcal{H} be a hierarchy on V . The hierarchy \mathcal{H} is a hierarchical watershed of (G, w) if and only if there exists an altitude ordering \prec for w and an extinction map ϵ for \prec such that

1. (V, E_{\prec}) is a MST of $(G, \Phi(\mathcal{H}))$; and
2. for any edge u in E_{\prec} , we have: $\Phi(\mathcal{H})(u) = \min\{\epsilon(R)$ such that R is a child of $R_u\}$.

To prove Property 7, we first present a result established in [9] and other auxiliary lemmas.

Let \prec be an altitude ordering for w , let \mathcal{B}_{\prec} be the binary partition hierarchy by \prec and let $\mathcal{S} = (M_1, \dots, M_n)$ be a sequence of minima of w . Let u be a building edge for \prec and let X be the region of \mathcal{B}_{\prec} whose building edge is u . The persistence value of u (for \prec and \mathcal{S}) is the minimum of the extinction values of the children of X . Let ρ be the map from the building edges for \prec into \mathbb{R} such that, for any building edge u for \prec , $\rho(u)$ is the persistence value of u . We say that ρ is the persistence map (for \prec and \mathcal{S}). We denote by B_i the set of building edges for \prec whose persistence value is lower than or equal to i .

Definition 15. (hierarchy induced by an altitude ordering and a sequence of minima [9]) Let \prec be an altitude ordering for w , let $\mathcal{S} = (M_1, \dots, M_n)$ be a sequence of minima of w and let ρ be the persistence map for \prec and \mathcal{S} . The sequence of partitions $(CC(V, B_0), \dots, CC(V, B_{n-1}))$ is a hierarchy called the hierarchy induced by \prec and \mathcal{S} .

Lemma 16 (Property 12 of [9]). Let $\mathcal{S} = (M_1, \dots, M_n)$ be a sequence of minima of w and let \mathcal{H} be a hierarchy on V . The hierarchy \mathcal{H} is a hierarchical watershed of (G, w) for \mathcal{S} if and only if there exists an altitude ordering \prec such that \mathcal{H} is the hierarchy induced by \prec and \mathcal{S} .

Lemma 17. Let \prec be an altitude ordering for w and let ϵ be an extinction map for \prec . Let X and Y be two regions of \mathcal{B}_{\prec} . If $X \subseteq Y$, then $\epsilon(X) \leq \epsilon(Y)$.

Proof Since \mathcal{B}_{\prec} is a hierarchy, we can affirm that, for any two regions Y and Z of \mathcal{B}_{\prec} , if $Y \subseteq Z$, then all minima of w included in Y are also included in Z and, therefore, $\epsilon(Y) \leq \epsilon(Z)$. \square

From the results established in [26], we can state the following lemma.

Lemma 18. Let \mathcal{B} be a binary partition hierarchy of (G, w) . Then, any minimum of w is a region of \mathcal{B} .

Lemma 19. Let \prec be an altitude ordering on the edges of G for w , let $\mathcal{S} = (M_1, \dots, M_n)$ be a sequence of minima of w and let ρ be the persistence map for \prec and \mathcal{S} . The range of ρ is $\{0, \dots, n-1\}$.

Proof Let ϵ be the extinction map for \prec and \mathcal{S} . We will prove that (1) for any building edge u for \prec , $\rho(u)$ is in $\{0, \dots, n-1\}$, and that, (2) for any i in $\{0, \dots, n-1\}$, there is a building edge u for \prec such that $\rho(u) = i$.

1. $\{0, \dots, n-1\} \subseteq \text{range}(\rho)$. First, we prove that 0 is in $\text{range}(\rho)$. By Property 6, there is a region X of \mathcal{B}_{\prec} whose extinction value is zero. Therefore, the persistence value of the building edge u of the parent of X is equal to zero: $\rho(u) = 0$. Now, we will prove that any i in $\{1, \dots, n-1\}$ is in $\text{range}(\rho)$. Let i be a value in $\{1, \dots, n-1\}$. By Lemma 18, the minimum M_i is a region of \mathcal{B}_{\prec} . Then, there is a region of \mathcal{B}_{\prec} whose extinction value is i . Let

X be the largest region of \mathcal{B}_{\prec} whose extinction value is i . We can say that $X \neq V$ because M_n is included in V and, therefore, $\epsilon(V) = n$. Let Z be the parent of X . We can infer that the extinction value $\epsilon(Z)$ of Z is strictly greater than i . Therefore, there is a minimum M_j with $j > i$ included in the sibling of X . Hence, the extinction value of $\text{sibling}(X)$ is also strictly greater than i . Then, the persistence value of the building edge of Z , being the minimum of the extinction value of its children, is i .

2. $\text{range}(\rho) \subseteq \{0, \dots, n-1\}$. Let u be an edge in E_{\prec} . By Property 6 (statement 1), and as the persistence value of u is equal to the extinction value of a child of R_u , we have that $\rho(u)$ is in $\{0, \dots, n\}$. Moreover, the persistence value $\rho(u)$ of u is lower than n because, if the extinction value of one child X of R_u is n , then the minimum M_n is included in X and M_n is not included in $\text{sibling}(X)$, which implies that the extinction value of $\text{sibling}(X)$ is strictly lower than n . Therefore, since $\rho(u) = \min\{\epsilon(X), \epsilon(\text{sibling}(X))\}$, the persistence value of u is strictly lower than n . Thus, we have that $\text{range}(\rho) \subseteq \{0, \dots, n-1\}$. \square

Lemma 20. Let \prec be an altitude ordering for w , let $\mathcal{S} = (M_1, \dots, M_n)$ be a sequence of minima of w and let ρ be the persistence map for \prec and \mathcal{S} . Let \mathcal{H} be the hierarchy induced by \prec and \mathcal{S} . For any edge u in E_{\prec} , we have $\Phi(\mathcal{H})(u) = \rho(u)$.

Proof By Definition 15, the hierarchy \mathcal{H} is the sequence $(CC(V, B_0), \dots, CC(V, B_{n-1}))$ such that, for any i in $\{0, \dots, n-1\}$, B_i is the set of building edges for \prec whose persistence values are lower than or equal to i . Let $u = \{x, y\}$ be a building edge for \prec and let i be the persistence value of u . We can say that x and y are in the same region of $CC(V, B_i)$ but in distinct regions of $CC(V, B_{i-1})$ if $i \neq 0$. Therefore, since $CC(V, B_i)$ is the i -th partition of \mathcal{H} , by the definition of saliency maps, we have $\Phi(\mathcal{H})(u) = i$. \square

The following lemma, established in [8], links MSTs and QFZ hierarchies.

Lemma 21 (Theorem 4 of [8]). A subgraph G' of G is a MST of (G, w) if and only if:

1. the QFZ hierarchy of G' and G are the same; and
2. the graph G' is minimal for statement 1, i.e., for any subgraph G'' of G' , if the quasi-flat zone hierarchy of G'' for w is the one of G for w , then we have $G'' = G'$.

Lemma 22. Let \prec be an altitude ordering for w and let $\mathcal{S} = (M_1, \dots, M_n)$ be a sequence of minima of w . Let \mathcal{H} be the hierarchy induced by \prec and \mathcal{S} . Then (V, E_{\prec}) is a MST of $(G, \Phi(\mathcal{H}))$.

Proof Let α denote the sum of the weight of the edges in E_{\prec} in the map $\Phi(\mathcal{H})$: $\alpha = \sum_{e \in E_{\prec}} \Phi(\mathcal{H})(e)$. Let ρ be the persistence map for \prec and \mathcal{S} . By Lemma 20, we can affirm that, for any edge u in E_{\prec} , we have $\Phi(\mathcal{H})(u) = \rho(u)$. Hence, we have $\alpha = \sum_{e \in E_{\prec}} \rho(e)$. We will first prove that α is precisely $0 + 1 + \dots + n - 1$. We know that, for any edge u in E_{\prec} :

1. if u is a watershed-cut edge for \prec , then each child of R_u contains at least one minimum of w . Therefore, the extinction values of both children of R_u is non-zero, and, consequently, the persistence value $\rho(u)$ of u is non-zero.
2. otherwise, if u is not a watershed-cut edge for \prec , then there exists a child X of R_u such that there is no minimum of w included in X . Therefore, the extinction value of X is zero. Since the extinction value of $\text{sibling}(X)$ is at least zero by Lemma 35 (statement 1), the persistence value $\rho(u)$ of u , being the minimum between the extinction values of X and $\text{sibling}(X)$, is also zero.

Hence, since there are $n - 1$ watershed-cut edges for \prec , and since only the watershed-cut edges for \prec have non-zero persistence values, we can conclude that, for any i in $\{1, \dots, n - 1\}$, there is exactly one edge u in E_{\prec} such that $\rho(u) = i$. Hence, $\alpha = \sum_{e \in E_{\prec}} \rho(e) = 0 + 1 + \dots + n - 1$.

Now, in order to prove that (V, E_{\prec}) is a MST of $(G, \Phi(\mathcal{H}))$, we will prove that, for any MST G' of $(G, \Phi(\mathcal{H}))$, the sum of the weight of the edges in G' is greater than or equal to α . Let G' be a MST of $(G, \Phi(\mathcal{H}))$. As G' is a MST of $(G, \Phi(\mathcal{H}))$, by the condition 1 of Lemma 21, we have that G and G' have the same quasi-flat zones hierarchies: $\mathcal{QFZ}(G, \Phi(\mathcal{H})) = \mathcal{QFZ}(G', \Phi(\mathcal{H}))$. As $\Phi(\mathcal{H})$ is the saliency map of \mathcal{H} , we have that $\mathcal{H} = \mathcal{QFZ}(G, \Phi(\mathcal{H}))$. Therefore, $\mathcal{H} = \mathcal{QFZ}(G', \Phi(\mathcal{H}))$. Let i be a value in $\{1, \dots, n - 1\}$. Since $\sum_{e \in E_{\prec}} \Phi(\mathcal{H})(e) = 0 + 1 + \dots + n - 1$, we can say that $\{1, \dots, n - 1\}$ is a subset of the range of $\Phi(\mathcal{H})$. Therefore, \mathcal{H} is composed of at least n distinct partitions. Let \mathcal{H} be the sequence $(\mathbf{P}_0, \dots, \mathbf{P}_{n-1}, \dots)$. Since the partitions \mathbf{P}_i and \mathbf{P}_{i-1} are distinct, then there exists a region in \mathbf{P}_i which is not in \mathbf{P}_{i-1} . Therefore, there is a region X of \mathbf{P}_i which is composed of several regions $\{R_1, R_2, \dots\}$ of \mathbf{P}_{i-1} . Then, there are two adjacent vertices x and y such that x and y are in distinct regions in $\{R_1, R_2, \dots\}$. Let x and y be two adjacent vertices such that x and y are in distinct regions in $\{R_1, R_2, \dots\}$. Hence, the lowest j such that x and y belong to the same region of \mathbf{P}_j is i . Thus, there exists an edge $u = \{x, y\}$ in E_{\prec} such that $\Phi(\mathcal{H})(u) = i$. Hence, the sum of the weight of the edges of G' is at least $1 + \dots + n - 1$, which is equal to α . Therefore, the graph (V, E_{\prec}) is a MST of $(G, \Phi(\mathcal{H}))$. \square

Proof (of Property 7) We first prove the forward implication of this property. Let \mathcal{H} be a hierarchical watershed of (G, w) . Then there is a sequence \mathcal{S} of minima of w such that \mathcal{H} is the hierarchical watershed of (G, w) for \mathcal{S} . Let \mathcal{S} be the sequence of minima of w such that \mathcal{H} is the hierarchical watershed of (G, w) for \mathcal{S} . By Lemma 16, there is an altitude ordering \prec such that \mathcal{H} is the hierarchy induced by \prec and \mathcal{S} . Let \prec be an altitude ordering such that \mathcal{H} is the hierarchy induced by \prec and \mathcal{S} . Then, by Lemma 22, (V, E_{\prec}) is a MST of $(G, \Phi(\mathcal{H}))$. We will now prove the second statement of Property 7. By Lemma 20, for any edge u in E_{\prec} , $\Phi(\mathcal{H})(u)$ is equal to the persistence value $\rho(u)$ of u for \prec and \mathcal{S} . By the definition of persistence values, for edge u in E_{\prec} , the persistence value of u for \prec and \mathcal{S} is the minimum extinction value of the children of R_u . Therefore, we can conclude that, for edge u in E_{\prec} , $\Phi(\mathcal{H})(u) = \min\{\epsilon(R)$ such that R is a child of $R_u\}$, where ϵ is the extinction map for \prec and \mathcal{S} . Hence, there exists an extinction map ϵ such that, for edge u in E_{\prec} , $\Phi(\mathcal{H})(u) = \min\{\epsilon(R)$ such that R is a child of $R_u\}$.

We will now prove the backward implication of Property 7. Let \mathcal{H} be a hierarchy on V such that there exists an altitude ordering \prec for w and an extinction map ϵ for \prec such that:

1. (V, E_{\prec}) is a MST of $(G, \Phi(\mathcal{H}))$; and
2. for any edge u in E_{\prec} , we have: $\Phi(\mathcal{H})(u) = \min\{\epsilon(R)$ such that R is a child of $R_u\}$.

Let G' denote the graph (V, E_{\prec}) . By Lemma 21 (statement 1), as G' is a MST of $(G, \Phi(\mathcal{H}))$, we have that G' and G have the same quasi-flat zones hierarchies (for $\Phi(\mathcal{H})$): $\mathcal{QFZ}(G', \Phi(\mathcal{H})) = \mathcal{QFZ}(G, \Phi(\mathcal{H}))$. Let ρ be the persistence map for \prec and \mathcal{S} . By the definition of persistence values, we can affirm that, for any edge u in E_{\prec} , we have $\Phi(\mathcal{H})(u) = \rho(u)$. Hence, we can say that $\mathcal{QFZ}(G', \Phi(\mathcal{H})) = \mathcal{QFZ}(G', \rho)$. Let \mathcal{H}' be the hierarchy induced by \prec and \mathcal{S} .

By Lemma 22, G' is a MST of $(G, \Phi(\mathcal{H}'))$. Hence, by Lemma 21, G' and G have the same quasi-flat zones hierarchies (for $\Phi(\mathcal{H}')$): $\mathcal{QFZ}(G', \Phi(\mathcal{H}')) = \mathcal{QFZ}(G, \Phi(\mathcal{H}'))$. By Lemma 20, for edge u in E_{\prec} , we have $\Phi(\mathcal{H}')(u) = \rho(u)$, which is equal to $\Phi(\mathcal{H})(u)$ as stated previously. Thus, $\mathcal{QFZ}(G', \Phi(\mathcal{H}')) = \mathcal{QFZ}(G', \Phi(\mathcal{H}))$ and, consequently, \mathcal{H} and \mathcal{H}' are equal. By Lemma 16, \mathcal{H}' is a hierarchical watershed of (G, w) . Therefore, \mathcal{H} is a hierarchical watershed of (G, w) . \square

B Proof of Theorem 5

(Theorem 5). Let \mathcal{H} be a hierarchy on V and let \prec be a lexicographic ordering for (w, f) . The hierarchy \mathcal{H} is a hierarchical watershed of (G, w) if and only if $\Phi(\mathcal{H})$ is one-side increasing for \prec .

Let \mathcal{H} be a hierarchy on V . By Lemma 4, \mathcal{H} is a hierarchical watershed of (G, w) if and only if there is an altitude ordering for w such that the saliency map $\Phi(\mathcal{H})$ of \mathcal{H} is one-side increasing for \prec . In order to prove Theorem 5, we will prove in the following lemma that, if the saliency map $\Phi(\mathcal{H})$ is one-side increasing for an altitude ordering for w , then $\Phi(\mathcal{H})$ is one-side increasing for any lexicographic ordering for $(w, \Phi(\mathcal{H}))$.

Given a map f from E into \mathbb{R} , we say that f is a saliency map if there is an hierarchy \mathcal{H} on V such that f is the saliency map of \mathcal{H} .

Lemma 23. Let f be a saliency map and let \prec_f be a lexicographic ordering for (w, f) . If there exists an altitude ordering \prec for w such that f is one-side increasing for \prec , then f is one-side increasing for \prec_f .

Let \prec be an ordering on E and let $(u_1, \dots, u_{|E|})$ be the sequence of edges in E such that, for any i in $\{1, \dots, |E| - 1\}$, we have $u_i \prec u_{i+1}$. This sequence $(u_1, \dots, u_{|E|})$ is called the *sequence (of edges) induced by \prec* . In order to prove Lemma 23, we first introduce the notion of *critical rank* and the notion of *switch* in the context of lexicographic orderings, and other auxiliary lemmas.

Definition 24 (critical rank). Let f be a saliency map and let \prec be an altitude ordering for w . Let $(u_1, \dots, u_{|E|})$ be the sequence induced by \prec . Let k be a value such that $u_k \prec u_{k+1}$ and such that $w(u_k) = w(u_{k+1})$ and $f(u_k) \geq f(u_{k+1})$. We say that k is a critical rank for f and \prec .

Definition 25 (switch). Let f be a saliency map and let \prec be an altitude ordering for w . Let $(u_1, \dots, u_{|E|})$ be the sequence induced by \prec . Let k be a critical rank for f and \prec , and let \prec_k be the ordering such that $(u_1, \dots, u_{k+1}, u_k, \dots, u_{|E|})$ is the sequence induced by \prec_k . We say that \prec_k is a switch of \prec for f (and k).

Lemma 26. Let f be a saliency map, let \prec be an altitude ordering for w and let \prec' be a switch of \prec for f . Then \prec' is an altitude ordering for w .

Proof Let \prec' be the switch of \prec for a critical rank k for f and \prec . Let $(u_1, \dots, u_{|E|})$ be the sequence induced by \prec . Then $(u_1, \dots, u_{k+1}, u_k, \dots, u_{|E|})$ is the sequence induced by \prec' . We may affirm that, for any edge v different from u_{k+1} , if $v \prec u_k$ (resp. $u_k \prec v$) then $v \prec' u_k$ (resp. $u_k \prec' v$). Similarly, for any edge v different from u_k , if $v \prec u_{k+1}$ (resp. $u_{k+1} \prec v$) then $v \prec' u_{k+1}$ ($u_{k+1} \prec' v$). Finally, for any two edges u and v such that $\{u, v\} \cap \{u_k, u_{k+1}\} = \emptyset$, if $u \prec v$ (resp. $v \prec u$), then $u \prec' v$ (resp. $v \prec' u$). Hence, for any two edges u and v such that $w(u) < w(v)$, by the definition

of critical rank, we may say that $\{u, v\} \neq \{u_k, u_{k+1}\}$ and, consequently, as $u \prec v$, then $u \prec' v$. Hence, \prec' is an altitude ordering for w . \square

Lemma 27. Let \prec be an altitude ordering for w and let f be a saliency map. Let \prec' be a lexicographic ordering for (w, f) . There exists a sequence $(\prec_0, \prec_1, \dots, \prec_\ell)$ of altitude orderings for w such that \prec_0 is equal to \prec , \prec_ℓ is equal to \prec' and, for any i in $\{1, \dots, \ell\}$, \prec_i is a switch of \prec_{i-1} .

Proof Let $(u_1, \dots, u_{|E|})$ be the sequence induced by \prec and let $(u'_1, \dots, u'_{|E|})$ be the sequence induced by \prec' . Let k be the smallest value such that $u_k \neq u'_k$. In this case, there is an $i > k$ such that $u'_k = u_i$. As \prec' is a lexicographic ordering for (w, f) , for any edge u_j such that $k < j \leq i$, we have $f(u_j) \geq f(u_{j-1})$. Hence, there is a sequence S of switches of \prec for critical ranks ranging from $i-1$ to k such that, in the last ordering \prec^* of the sequence S , the edge with rank k for the ordering \prec^* is precisely the edge u'_k . Let $(u^*_1, \dots, u^*_{|E|})$ be the sequence induced by \prec^* . We conclude that, for any $q \leq k$, we have $u^*_q = u'_q$. Hence, the smallest value m such that $u^*_m \neq u'_m$ is strictly greater than k . By performing this procedure iteratively (like the bubble sort algorithm), the resulting ordering converge to \prec' . \square

Lemma 28. Let \prec be an altitude ordering for w and let f be a saliency map such that f is one-side increasing for \prec . Let v_1 and v_2 be two edges of E . If $f(v_1)$ is equal to $f(v_2)$, then neither v_1 nor v_2 is a watershed-cut edge for \prec .

Proof Since f is one-side increasing for \prec , by Definition 3, we have $\{f(u) \mid u \in E_{\prec}\} = \{0, \dots, n-1\}$ and we have that, for any edge u in E_{\prec} , $f(u)$ is greater than 0 if and only if u is a watershed-cut edge for \prec . Since w has n minima, there are $n-1$ watershed-cut edges for \prec . Hence, the watershed-cut edges for \prec have pairwise distinct edge weights ranging from 1 to $n-1$. Therefore, neither v_1 nor v_2 is a watershed-cut edge for \prec .

Let \prec be an altitude ordering for w and let f be a saliency map such that f is one-side increasing for \prec . By Lemma 26, every switch of \prec is an altitude ordering for w . By Lemma 27, any lexicographic ordering for (w, f) can be obtained by a sequence of switches starting from \prec . Hence, to prove Lemma 23, we can simply prove that f is one-side increasing for any switch of \prec . Let $(u_1, \dots, u_{|E|})$ be the sequence induced by \prec . Then $(u_1, \dots, u_{k+1}, u_k, \dots, u_{|E|})$ is the sequence induced by \prec' . In order to prove that f is one-side increasing for the switch \prec' for k , we should consider the following cases:

1. Neither u_k nor u_{k+1} is a building edge for \prec ;
2. Both u_k and u_{k+1} are building edges for \prec and $R_{u_k} \cap R_{u_{k+1}} = \emptyset$;
3. Both u_k and u_{k+1} are building edges for \prec and $R_{u_k} \subset R_{u_{k+1}}$;
4. Only u_{k+1} is a building edge for \prec ; and
5. Only u_k is a building edge for \prec .

The following lemmas 30, 31, 32, 33 and 34 prove that, for each of those five cases, the saliency map f is one-side increasing for the switch \prec' for k . Before considering those five cases, we first present the following auxiliary lemma.

Lemma 29. Let \prec be an altitude ordering for w and let f be a saliency map such that f is one-side increasing for \prec . Let \prec' be an altitude ordering for w such that the set of building edges for \prec' is equal to the set of building edges for \prec and such that the set of regions of \mathcal{B}_{\prec} is equal to the set of regions of $\mathcal{B}_{\prec'}$. Then f is one-side increasing for \prec' .

Proof In the definition of one-side increasing maps (Definition 3), the three conditions for f to be one-side increasing for \prec take into consideration only the weight of the building edges for \prec and the parenthesis relationship between the regions of \prec . Hence, as the set of building edges for \prec' is the same set of building edges for \prec and as they have the same set of regions, we can conclude that the three conditions of Definition 3 for f to be one-side increasing for \prec' are satisfied. \square

Lemma 30. Let \prec be an altitude ordering for w and let f be a saliency map such that f is one-side increasing for \prec . Let $(u_1, \dots, u_{|E|})$ be the sequence induced by \prec . Let k be a critical rank for f and \prec such that neither u_k nor u_{k+1} is a building edge for \prec . Then f is one-side increasing for the switch \prec' for k .

Proof Let $(\mathbf{B}_0, \mathbf{B}_1, \dots, \mathbf{B}_{|E|})$ be the sequence of partitions (of V) such that, for any i in $\{1, \dots, |E|\}$, the partition \mathbf{B}_i is the i -partition by the ordering \prec (as defined in Section 3.1). Let $(\mathbf{B}'_0, \mathbf{B}'_1, \dots, \mathbf{B}'_{|E|})$ be the sequence of partitions such that, for any i in $\{1, \dots, |E|\}$, the partition \mathbf{B}'_i is the i -partition by the ordering \prec' . We will prove that neither u_k nor u_{k+1} is a building edge for \prec' .

We first prove that u_{k+1} is not a building edge for \prec' . By the definition of binary partition hierarchy and, as neither u_k nor u_{k+1} is a building edge for \prec , we may say that:

- I the partition \mathbf{B}_k is equal to the partition \mathbf{B}_{k-1} , and
- II the partition \mathbf{B}_{k+1} is equal to the partition \mathbf{B}_k ,
- III which implies that $\mathbf{B}_{k-1} = \mathbf{B}_k = \mathbf{B}_{k+1}$.

Let $u_k = \{s, r\}$ and $u_{k+1} = \{x, y\}$. By the definition of switch, the sequence $(u_1, \dots, u_{k+1}, u_k, \dots, u_{|E|})$ is the sequence induced by \prec' . We may infer that, for any $i < k$, the i -partition by the ordering \prec' is equal to the i -partition by the ordering \prec . Hence, as u_{k+1} is the edge of rank k for \prec' and since $\mathbf{B}'_{k-1} = \mathbf{B}_{k-1}$, the k -partition for the ordering \prec' is the partition $\mathbf{B}'_k = \{\mathbf{B}_{k-1} \cup \mathbf{B}_{k-1}^x\} \cup (\mathbf{B}_{k-1} \setminus \{\mathbf{B}_{k-1}^x, \mathbf{B}_{k-1}^y\})$. By the statement I, $\mathbf{B}_{k-1} = \mathbf{B}_k$, which implies that $\mathbf{B}'_k = \{\mathbf{B}_k^y \cup \mathbf{B}_k^x\} \cup (\mathbf{B}_k \setminus \{\mathbf{B}_k^x, \mathbf{B}_k^y\})$. Therefore, we have that:

IV \mathbf{B}'_k is equal to the partition \mathbf{B}_{k+1}

As $\mathbf{B}_{k+1} = \mathbf{B}_k = \mathbf{B}_{k-1}$ by statement III, we have that

V $\mathbf{B}'_k = \mathbf{B}_{k+1} = \mathbf{B}_{k-1} = \mathbf{B}'_{k-1}$

By statement V, as $\mathbf{B}'_k = \mathbf{B}'_{k-1}$, we conclude that u_{k+1} is not a building edge for \prec' .

We now prove that u_k is not a building edge for \prec' . As u_k is the edge of rank $k+1$ for \prec' , the $k+1$ -partition for the ordering \prec' is the partition $\mathbf{B}'_{k+1} = \{\mathbf{B}'_{k+1}^s \cup \mathbf{B}'_{k+1}^r\} \cup (\mathbf{B}'_{k+1} \setminus \{\mathbf{B}'_{k+1}^s, \mathbf{B}'_{k+1}^r\})$. By statement V, we have $\mathbf{B}'_k = \mathbf{B}'_{k-1}$. Since $\mathbf{B}'_{k-1} = \mathbf{B}_{k-1}$, then, by statement III, we have that $\mathbf{B}'_k = \mathbf{B}_{k-1}$. Therefore, we conclude that:

VI $\mathbf{B}'_{k+1} = \{\mathbf{B}_{k-1}^s \cup \mathbf{B}_{k-1}^r\} \cup (\mathbf{B}_{k-1} \setminus \{\mathbf{B}_{k-1}^s, \mathbf{B}_{k-1}^r\})$

By the definition of \mathbf{B}'_{k+1} in the statement VI, we have:

VII $\mathbf{B}'_{k+1} = \mathbf{B}_k$

By statement IV, $\mathbf{B}'_k = \mathbf{B}_{k+1}$ and, by statement III, $\mathbf{B}_k = \mathbf{B}_{k+1}$. Hence, $\mathbf{B}_k = \mathbf{B}'_k$. Thus, by the statement VII, we conclude that $\mathbf{B}'_{k+1} = \mathbf{B}'_k$. Therefore, u_k is not a building edge for \prec' .

Since the sequences induced by the orderings \prec and \prec' are equal for any $i > k+1$, and since $\mathbf{B}'_{k+1} = \mathbf{B}'_k = \mathbf{B}_k = \mathbf{B}_{k+1}$, we may affirm that, $\mathbf{B}_i = \mathbf{B}'_i$ for any $i > k+1$. Therefore, the set of building edges for \prec is equal to the set of building edges for \prec' , and the set of partitions and regions of \mathcal{B}_{\prec} is equal to the set of partitions and regions of $\mathcal{B}_{\prec'}$. By Lemma 29, f is one-side increasing for \prec' . \square

Lemma 31. Let \prec be an altitude ordering for w and let f be a saliency map such that f is one-side increasing for \prec . Let $(u_1, \dots, u_{|E|})$ be the sequence induced by \prec . Let k be a critical rank for f and \prec such that both u_k and u_{k+1} are building edges for \prec and such that $R_{u_k} \cap R_{u_{k+1}} = \emptyset$. Then f is one-side increasing for the switch \prec' for k .

Proof In this proof, we first show that u_{k+1} and u_k are building edges for \prec' . Then, we conclude that the partitions of the binary partition hierarchies for \prec and for \prec' are equal, which, by Lemma 29, prove that f is one-side increasing for \prec' .

Let $(\mathbf{B}_0, \mathbf{B}_1, \dots, \mathbf{B}_{|E|})$ be the sequence of partitions (of V) such that, for any i in $\{1, \dots, |E|\}$, the partition \mathbf{B}_i is the i -partition by the ordering \prec . Let $(\mathbf{B}'_0, \mathbf{B}'_1, \dots, \mathbf{B}'_{|E|})$ be the sequence of partitions such that, for any i in $\{1, \dots, |E|\}$, the partition \mathbf{B}'_i is the i -partition by the ordering \prec' . By the definition of switch, the sequence $(u_1, \dots, u_{k+1}, u_k, \dots, u_{|E|})$ is the sequence induced by \prec' . As the sequences induced by \prec and by \prec' are equal for any edge with rank $i < k$, we may affirm that:

$$I \quad \mathbf{B}_i = \mathbf{B}'_i \text{ for any } i < k$$

Let $u_k = \{s, r\}$ and $u_{k+1} = \{x, y\}$. As u_k and u_{k+1} are building edges for \prec , we have that:

- II $\mathbf{B}_k \neq \mathbf{B}_{k-1}$, and
- III $\mathbf{B}_{k+1} \neq \mathbf{B}_k$

As u_{k+1} is the edge of rank k for \prec' , we have that the k -partition for the ordering \prec' is $\mathbf{B}'_k = \{\mathbf{B}'_{k-1}{}^x \cup \mathbf{B}'_{k-1}{}^y\} \cup (\mathbf{B}'_{k-1} \setminus \{\mathbf{B}'_{k-1}{}^x, \mathbf{B}'_{k-1}{}^y\})$. By the statement I, \mathbf{B}'_{k-1} and \mathbf{B}_{k-1} are equal. Then $\mathbf{B}'_k = \{\mathbf{B}_{k-1}{}^x \cup \mathbf{B}_{k-1}{}^y\} \cup (\mathbf{B}_{k-1} \setminus \{\mathbf{B}_{k-1}{}^x, \mathbf{B}_{k-1}{}^y\})$.

By definition, we have:

- IV $\mathbf{B}_k = \{\mathbf{B}_{k-1}{}^s \cup \mathbf{B}_{k-1}{}^r\} \cup (\mathbf{B}_{k-1} \setminus \{\mathbf{B}_{k-1}{}^s, \mathbf{B}_{k-1}{}^r\})$, and
- V $\mathbf{B}_{k+1} = \{\mathbf{B}_k{}^x \cup \mathbf{B}_k{}^y\} \cup (\mathbf{B}_k \setminus \{\mathbf{B}_k{}^x, \mathbf{B}_k{}^y\})$

By our hypothesis, we have $R_{u_k} \cap R_{u_{k+1}} = \emptyset$, which means that the regions R_{u_k} and $R_{u_{k+1}}$ of \mathcal{B}_{\prec} (whose building edges are respectively u_k and u_{k+1}) have no intersection. As u_k is a building edge for \prec , we have $R_{u_k} = \{\mathbf{B}_{k-1}{}^s \cup \mathbf{B}_{k-1}{}^r\}$. Similarly, as u_{k+1} is a building edge for \prec , we have $R_{u_{k+1}} = \{\mathbf{B}_k{}^x \cup \mathbf{B}_k{}^y\}$. Since $R_{u_k} \cap R_{u_{k+1}} = \emptyset$, we have that:

- VI neither x nor y is in the region $\mathbf{B}_{k-1}{}^s$ (nor in the region $\mathbf{B}_{k-1}{}^r$), and
- VII neither s nor r is in the region $\mathbf{B}_k{}^x$ (nor in the region $\mathbf{B}_k{}^y$)

By VI and VII, we can conclude that $\mathbf{B}_{k-1}{}^s$, $\mathbf{B}_{k-1}{}^r$, $\mathbf{B}_k{}^x$ and $\mathbf{B}_k{}^y$ are all distinct regions of the partition \mathbf{B}_{k-1} . Hence, we have:

- VIII $\mathbf{B}_k{}^x = \mathbf{B}_{k-1}{}^x$, and
- IX $\mathbf{B}_k{}^y = \mathbf{B}_{k-1}{}^y$

By definition, as u_{k+1} is the edge of rank k for \prec' , we have:

$$X \quad \mathbf{B}'_k = \{\mathbf{B}'_{k-1}{}^x \cup \mathbf{B}'_{k-1}{}^y\} \cup (\mathbf{B}'_{k-1} \setminus \{\mathbf{B}'_{k-1}{}^x, \mathbf{B}'_{k-1}{}^y\})$$

By I and X, we conclude that:

$$XI \quad \mathbf{B}'_k = \{\mathbf{B}_{k-1}{}^x \cup \mathbf{B}_{k-1}{}^y\} \cup (\mathbf{B}_{k-1} \setminus \{\mathbf{B}_{k-1}{}^x, \mathbf{B}_{k-1}{}^y\})$$

By VIII, IX and XI, we conclude:

$$XII \quad \mathbf{B}'_k = \{\mathbf{B}_k{}^x \cup \mathbf{B}_k{}^y\} \cup (\mathbf{B}_k \setminus \{\mathbf{B}_k{}^x, \mathbf{B}_k{}^y\})$$

As $\mathbf{B}_k{}^x$ and $\mathbf{B}_k{}^y$ are distinct regions, we may say that \mathbf{B}'_k is different from \mathbf{B}'_{k-1} . Hence, u_{k+1} is a building edge for \prec' .

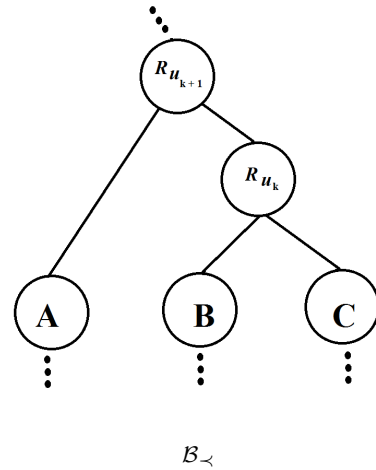
We now prove that u_k is also a building edge for \prec' . As u_k is the edge of rank $k+1$ for \prec' , we have that the $(k+1)$ -partition for the ordering \prec' is $\mathbf{B}'_{k+1} = \{\mathbf{B}'_k{}^s \cup \mathbf{B}'_k{}^r\} \cup (\mathbf{B}'_k \setminus \{\mathbf{B}'_k{}^s, \mathbf{B}'_k{}^r\})$. By statement VII, we have that neither s nor r are in the regions $\mathbf{B}_k{}^x$ and $\mathbf{B}_k{}^y$. Hence, by the statement XII, s and r belong to distinct regions of \mathbf{B}'_k . Therefore, $\mathbf{B}'_k{}^s \neq \mathbf{B}'_k{}^r$. Consequently, \mathbf{B}'_{k+1} is different from \mathbf{B}'_k . Hence, u_k is a building edge for \prec' .

Moreover, we conclude that $\mathbf{B}'_{k+1} = \mathbf{B}_{k+1}$ because both partitions result from the union of the four distinct regions of \mathbf{B}_{k-1} containing s , r , x and y . Hence, for any $i > k+1$, as the sequences induced by \prec and \prec' are equal, we can conclude that any partition \mathbf{B}_i is equal to the partition \mathbf{B}'_i for any $i > k+1$. Therefore, the building edges for \prec and for \prec' are equal, and the set of regions of the binary partitions hierarchies for \prec and for \prec' are equal. By Lemma 29, f is one-side increasing for \prec' . \square

Lemma 32. Let \prec be an altitude ordering for w and let f be a saliency map such that f is one-side increasing for \prec . Let $(u_1, \dots, u_{|E|})$ be the sequence induced by \prec . Let k be a critical rank for f and \prec such that both u_k and u_{k+1} are building edges for \prec and such that $R_{u_k} \subset R_{u_{k+1}}$. Then f is one-side increasing for the switch \prec' for k .

Proof In this proof, we first show that both u_k and u_{k+1} are building edges for \prec' . Then, we conclude that the set of building edges for \prec and for \prec' are equal. Finally, we prove that the three conditions of Definition 3 for f to be one-side increasing for \prec' hold true.

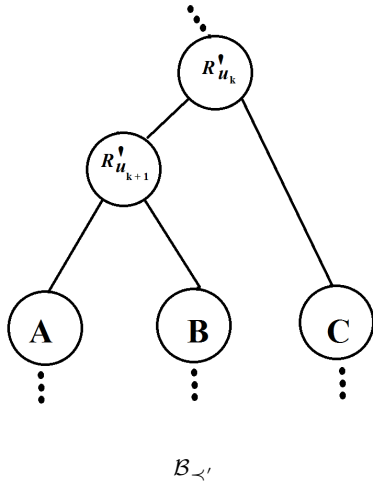
By our hypothesis, the region R_{u_k} of \mathcal{B}_{\prec} is a subset of the region $R_{u_{k+1}}$ of \mathcal{B}_{\prec} . Let A be the region of \mathcal{B}_{\prec} such that $R_{u_{k+1}} = R_{u_k} \cup A$. Let B and C be the children of R_{u_k} . This situation is illustrated in the following figure.



Let $u_k = \{s, r\}$ and $u_{k+1} = \{x, y\}$. As u_{k+1} is a building edge for \prec , we conclude that x and y belong to two distinct regions in $\{A, B\}$ or in $\{A, C\}$. Without loss of generality, let us assume that x belongs to A and that y belongs to B . Let \mathbf{B}_{k-1} be the $(k-1)$ -partition for \prec . We can say that the regions A , B and C belong to \mathbf{B}_{k-1} . Moreover, we know that \mathbf{B}_{k-1} is equal to the $(k-1)$ -partition for \prec' because, for any $i < k$, the edge of rank i for \prec is also the edge of

rank i for \prec' . Since u_{k+1} is the edge of rank k for \prec' , we can conclude that the k -partition \mathbf{B}'_k for \prec' is the partition $\{A \cup B\} \cup (\mathbf{B}_{k-1} \setminus \{A, B\})$. As the region $\{A \cup B\}$ is not in the partition \mathbf{B}'_{k-1} , we can conclude that \mathbf{B}'_k is different from \mathbf{B}'_{k-1} . Hence, u_{k+1} is the building edge of the region $R'_{u_{k+1}} = \{A \cup B\}$ of $\mathcal{B}_{\prec'}$. Consequently, u_{k+1} is a building edge for \prec' .

We now prove that u_k is also a building edge for \prec' . Without loss of generality, let us assume that s belongs to B and that r belongs to C . By our hypothesis, u_k is the edge of rank $k+1$ for \prec' . In the partition \mathbf{B}'_k , we know that s and r belong to distinct regions because s is in $\{A \cup B\}$ and r is in C . Hence, the region $\{A \cup B \cup C\}$ is a region of \mathbf{B}'_{k+1} and we have $\mathbf{B}'_{k+1} \neq \mathbf{B}'_k$. Therefore, u_k is a building edge for \prec' . This situation is illustrated in the following figure.



We can infer that the $(k+1)$ -partition for \prec' is equal to the $(k+1)$ -partition for \prec . For $i > k+1$, the edge of rank i for \prec is also the edge of rank i for \prec' . Hence, we can conclude that the set of building edges for \prec is equal to the set of building edges for \prec' .

Now, we will prove that f is one-side increasing for \prec' . To that end, we will demonstrate that the three conditions of the definition of one-side increasing maps (Definition 3) hold true for f .

1. We first prove that the condition 1 of Definition 3 holds true for f . Since the set E_{\prec} of building edges for \prec is equal to the set $E_{\prec'}$ of building edges for \prec' , we can conclude that $\{f(u) \mid u \in E_{\prec'}\}$ is equal to $\{f(u) \mid u \in E_{\prec}\} = \{0, \dots, n-1\}$. Thus, the first condition for f to be one-side increasing for \prec' holds true.
2. We now prove that the condition 2 of Definition 3 holds true for f .
In order to prove this condition, we consider four cases:
(2.1) both u_k and u_{k+1} are watershed-cut edges for \prec ;
(2.2) neither u_k nor u_{k+1} is a watershed-cut edge for \prec ;
(2.3) only u_k is a watershed-cut for \prec ; and (2.4) only u_{k+1} is a watershed-cut for \prec .

(2.1) If both u_k and u_{k+1} are watershed-cut edges for \prec , then there is at least one minimum of w included in each of the regions A , B and C . Since A and B are the children of $R'_{u_{k+1}}$, we may say that u_{k+1} is a watershed-cut edge for \prec' . Since $\{A \cup B\}$ and C are the children of R'_{u_k} and since there is at least one

minimum included in each of the children of R'_{u_k} , we may say that u_k is a watershed-cut edge for \prec' . Hence, both u_k and u_{k+1} are watershed-cut edges for \prec' .

- (2.2) If neither u_k nor u_{k+1} is a watershed-cut edge for \prec , then there are at least two regions among A , B and C that do not include any minimum of w . Hence, there is at least one child of each of the regions R'_{u_k} and $R'_{u_{k+1}}$ that do not include any minimum of w . Therefore, neither u_k nor u_{k+1} is a watershed-cut edge for \prec' .
- (2.3) If u_k is a watershed-cut edge for \prec and if u_{k+1} is not watershed-cut edge for \prec , then there is at least one minimum included in each of the regions B and C and there is no minimum included in A . Hence, as A is a child of the region $R'_{u_{k+1}}$ of $\mathcal{B}_{\prec'}$ and as there is no minimum of w included in A , u_{k+1} is not a watershed-cut edge for \prec' . Since there is at least one minimum included in each of the regions B and C , and since B and C are included in distinct children of the region R'_{u_k} , we can conclude that u_k is a watershed-cut edge for \prec' .
- (2.4) If u_{k+1} is a watershed-cut edge for \prec and if u_k is not watershed-cut edge for \prec . As k is a critical rank for f and \prec , we have that $f(u_k) \geq f(u_{k+1})$. However, by the definition of one-side increasing maps (Definition 3), we have $f(u_{k+1}) > 0$ and $f(u_k) = 0$, which contradicts our hypothesis. Therefore, the case where u_{k+1} is a watershed-cut edge for \prec and if u_k is not watershed-cut edge for \prec does not happen.

Therefore, we can conclude that the set of watershed-cut edges for \prec is equal to the set of watershed-cut edges for \prec' . Then, the second condition for f to be one-side increasing for \prec' holds true.

3. We finally prove that the condition 3 of Definition 3 holds true for f . As k is a critical rank for f and \prec , we have that $f(u_k) \geq f(u_{k+1})$. We will consider two cases: (3.1) $f(u_k) = f(u_{k+1})$; and (3.2) $f(u_k) > f(u_{k+1})$.
(3.1) If $f(u_k) = f(u_{k+1})$, by Lemma 28, neither u_k nor u_{k+1} is a watershed-cut edge for \prec . Since neither u_k nor u_{k+1} is a watershed-cut edge for \prec , as proven in the case (2.2), neither u_k nor u_{k+1} is a watershed-cut edge for \prec' . Hence, there is at least one child of the region R'_{u_k} (resp. $R'_{u_{k+1}}$) that does not include any minimum of w . Let Z be the child of R'_{u_k} (resp. $R'_{u_{k+1}}$) that does not include any minimum of w . We can infer that there is no watershed-cut edge v for \prec' such that $R_v \subseteq Z$. Then, for any edge v such that $R_v \subseteq Z$, we have $f(v) = 0$. Since $f(u_k) = 0$ (resp. $f(u_{k+1}) = 0$), we can affirm that there is a child Z of R'_{u_k} (resp. $R'_{u_{k+1}}$) such that $f(u_k) \geq \vee\{f(v) \mid R_v \subseteq Z\}$ (resp. $f(u_{k+1}) \geq \vee\{f(v) \mid R_v \subseteq Z\}$).
(3.2) Let us assume that $f(u_k) > f(u_{k+1})$. Since f is one-side increasing for \prec , by Definition 3 (statement 3), we conclude that, for any edge v such that v is the building edge of a region included in A , we have $f(u_{k+1}) \geq f(v)$. In the hierarchy $\mathcal{B}_{\prec'}$, the region $R'_{u_{k+1}}$ is the parent of A , so the statement 3 of Definition 3 holds true for $R'_{u_{k+1}}$.
We will now prove that the statement 3 of Definition 3 holds true for R'_{u_k} . By Definition 3, we know that there is a child Z of R'_{u_k} such that for any edge v such that v is the building edge of a region included in Z , we have $f(u_k) \geq f(v)$. Let us first assume that $Z = C$. Since C is also a child of the region R'_{u_k} of $\mathcal{B}_{\prec'}$, the statement 3 of Definition 3 holds true

for R'_{u_k} . Now, let us assume that $Z = B$. We will prove that, for the building edge v of any region included in $\{A \cup B \cup R'_{u_{k+1}}\}$, we have $f(u_k) \geq f(v)$. By our assumption $f(u_k) > f(u_{k+1})$, which implies that $f(u_k)$ is greater than the weight of the building edge of $R'_{u_{k+1}}$. By our assumption that $Z = B$, for any edge v such that v is the building edge of a region included in B , we have $f(u_k) \geq f(v)$. Moreover, for any edge v such that v is the building edge of a region included in A , we have $f(u_k) \geq f(v)$ because $f(u_k) > f(u_{k+1})$ and because A is the child of $R'_{u_{k+1}}$ such that $f(u_{k+1}) \geq \vee\{f(v) \mid R_v \subseteq A\}$. Therefore, for the building edge v of any region included in $\{A \cup B \cup R'_{u_{k+1}}\}$, we have $f(u_k) \geq f(v)$. Consequently, the statement 3 of Definition 3 holds true for R'_{u_k} . \square

Lemma 33. Let \prec be an altitude ordering for w and let f be a saliency map such that f is one-side increasing for \prec . Let $(u_1, \dots, u_{|E|})$ be the sequence induced by \prec . Let k be a critical rank for f and \prec such that u_{k+1} is a building edge for \prec and such that u_k is not a building edge for \prec . Then f is one-side increasing for the switch \prec' for k .

Proof Let $(\mathbf{B}_0, \mathbf{B}_1, \dots, \mathbf{B}_{|E|})$ be the sequence of partitions (of V) such that, for any i in $\{1, \dots, |E|\}$, the partition \mathbf{B}_i is the i -partition by the ordering \prec (as defined in Section 3.1). Let $(\mathbf{B}'_0, \mathbf{B}'_1, \dots, \mathbf{B}'_{|E|})$ be the sequence of partitions such that, for any i in $\{1, \dots, |E|\}$, the partition \mathbf{B}'_i is the i -partition by the ordering \prec' . As the sequences induced by \prec and by \prec' are equal for any edge with rank $i < k$, we may affirm that:

I. $\mathbf{B}_i = \mathbf{B}'_i$ for any $i < k$

By the definition of binary partition hierarchy and since u_k is not a building edge for \prec , we may say that:

II. the partition \mathbf{B}_k is equal to the partition \mathbf{B}_{k-1} .

Let $u_k = \{s, r\}$ and $u_{k+1} = \{x, y\}$. Since $\mathbf{B}_k = \mathbf{B}_{k-1}$ and since $\mathbf{B}_k = \{\mathbf{B}_{k-1}^s \cup \mathbf{B}_{k-1}^r\} \cup (\mathbf{B}_{k-1} \setminus \{\mathbf{B}_{k-1}^s, \mathbf{B}_{k-1}^r\})$, we conclude that the regions \mathbf{B}_{k-1}^s and \mathbf{B}_{k-1}^r of the partition \mathbf{B}_{k-1} are equal: $\mathbf{B}_{k-1}^s = \mathbf{B}_{k-1}^r$. By the statement I, we may say that the regions $\mathbf{B}'_{k-1}{}^s$ and $\mathbf{B}'_{k-1}{}^r$ of the partition \mathbf{B}'_{k-1} are equal as well. Hence:

III. the partition \mathbf{B}'_k is equal to the partition and \mathbf{B}'_{k-1}

Therefore, u_k is not a building edge for \prec' .

Since u_{k+1} is a building edge for \prec , we have that:

IV. the partition \mathbf{B}_{k+1} is different from the partition \mathbf{B}_k .

By the statement IV, we conclude that the regions \mathbf{B}_k^x and \mathbf{B}_k^y of the partition \mathbf{B}_k are distinct. By the statement III, we have that $\mathbf{B}'_k = \mathbf{B}'_{k-1}$. Then, by statement I, we have $\mathbf{B}'_k = \mathbf{B}_{k-1}$. Hence, by statement II, we have $\mathbf{B}'_k = \mathbf{B}_k$. Therefore, the regions \mathbf{B}_k^x and \mathbf{B}_k^y also belong to the partition \mathbf{B}'_k . Consequently, since x and y are in distinct regions in the partition \mathbf{B}'_k , we conclude that u_{k+1} is a building edge for \prec' . Therefore, the set E_{\prec} of building edges for \prec is equal to the set $E_{\prec'}$ of building edges for \prec' .

Moreover, we conclude that $\mathbf{B}'_{k+1} = \mathbf{B}_{k+1}$ because both partitions result from the union of the two distinct regions of \mathbf{B}_{k-1} containing x and y . Hence, for any $i > k + 1$, as the edge of rank i for \prec is also the edge of rank i for \prec' , we can conclude that any partition \mathbf{B}_i is equal to the partition \mathbf{B}'_i . Hence, \mathcal{B}_{\prec} and $\mathcal{B}_{\prec'}$ have the same set of regions.

Since $E_{\prec} = E_{\prec'}$ and since \mathcal{B}_{\prec} and $\mathcal{B}_{\prec'}$ have the same set of regions, by Lemma 29, f is one-side increasing for \prec' . \square

Lemma 34. Let \prec be an altitude ordering for w and let f be a saliency map such that f is one-side increasing for \prec . Let $(u_1, \dots, u_{|E|})$ be the sequence induced by \prec . Let k be a critical rank for f and \prec such that u_k is a building edge for \prec and such that u_{k+1} is not a building edge for \prec . Then f is one-side increasing for the switch \prec' for k .

Proof Let $(\mathbf{B}_0, \mathbf{B}_1, \dots, \mathbf{B}_{|E|})$ be the sequence of partitions (of V) such that, for any i in $\{1, \dots, |E|\}$, the partition \mathbf{B}_i is the i -partition by the ordering \prec . Let $(\mathbf{B}'_0, \mathbf{B}'_1, \dots, \mathbf{B}'_{|E|})$ be the sequence of partitions such that, for any i in $\{1, \dots, |E|\}$, the partition \mathbf{B}'_i is the i -partition by the ordering \prec' . As the sequences induced by \prec and by \prec' are equal for any edge with rank $i < k$, we may affirm that:

I. $\mathbf{B}_i = \mathbf{B}'_i$ for any $i < k$

Since u_k is a building edge for \prec , we have that:

II. \mathbf{B}_k is different from \mathbf{B}_{k-1}

Let $u_k = \{s, r\}$ and $u_{k+1} = \{x, y\}$. Since $\mathbf{B}_k \neq \mathbf{B}_{k-1}$, we conclude that s and r are in distinct regions of \mathbf{B}_{k-1} . As u_{k+1} is not a building edge for \prec , we consider two cases: (1) x and y belong to a unique region of \mathbf{B}_{k-1} ; and (2) x and y belong to two distinct regions of \mathbf{B}_{k-1} .

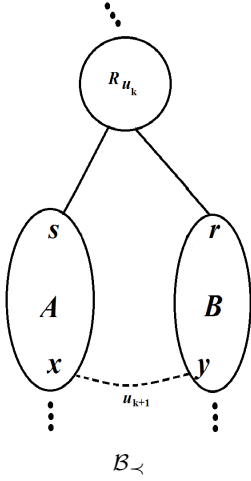
(1) Let us consider that x and y belong to a unique region of \mathbf{B}_{k-1} . By the statement I, we have $\mathbf{B}'_{k-1} = \mathbf{B}_{k-1}$. Hence, x and y belong to a unique region of \mathbf{B}'_{k-1} and, therefore, u_{k+1} is not a building edge for \prec' . We will now prove that u_k is a building edge for \prec' . Since u_k is a building edge for \prec , we have that s and r belong to two distinct regions of the partition \mathbf{B}_{k-1} . Since u_{k+1} is not a building edge for \prec' , we have $\mathbf{B}'_k = \mathbf{B}'_{k-1}$. Then, by the statement I, we have $\mathbf{B}'_k = \mathbf{B}'_{k-1} = \mathbf{B}_{k-1}$. Therefore, s and r belong to two distinct regions of the partition \mathbf{B}'_k . Hence, u_k is a building edge for \prec' .

Therefore, the set E_{\prec} of building edges for \prec is equal to the set $E_{\prec'}$ of building edges for \prec' .

Moreover, we conclude that $\mathbf{B}'_{k+1} = \mathbf{B}_{k+1}$ because both partitions result from the union of the two distinct regions of \mathbf{B}_{k-1} containing s and r . Hence, for any $i > k + 1$, as the edge of rank i for \prec is also the edge of rank i for \prec' , we can conclude that any partition \mathbf{B}_i is equal to the partition \mathbf{B}'_i . Thus, \mathcal{B}_{\prec} and $\mathcal{B}_{\prec'}$ have the same set of regions.

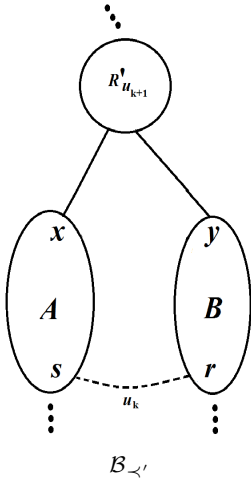
Since $E_{\prec} = E_{\prec'}$ and since \mathcal{B}_{\prec} and $\mathcal{B}_{\prec'}$ have the same set of regions, by Lemma 29, f is one-side increasing for \prec' .

(2) We now consider that x and y belong to two distinct regions of \mathbf{B}_{k-1} . Let A and B be the regions of \mathbf{B}_{k-1} such that $s \in A$ and $r \in B$. Since x and y belong to two distinct regions of \mathbf{B}_{k-1} and since $\mathbf{B}_k = \{A \cup B\} \cup (\mathbf{B}_{k-1} \setminus \{A, B\})$, we conclude that either x or y is in A , and that either s or r is in B . Without loss of generality, let us assume that $x \in A$ and $y \in B$. This situation is illustrated in the following figure.



Since u_{k+1} is the edge of rank k for the ordering \prec' , we can say that the k -partition \mathbf{B}'_k by the ordering \prec' is $\{A \cup B\} \cup (\mathbf{B}'_{k-1} \setminus \{A, B\})$ because A and B are the regions of \mathbf{B}'_{k-1} that contain respectively x and y . As the region $\{A \cup B\}$ do not belong to the partition \mathbf{B}'_{k-1} , we have that u_{k+1} is the building edge of the region $\{A \cup B\}$. Hence, u_{k+1} is a building edge for \prec' .

Since u_k is the edge of rank $k + 1$ for the ordering \prec' , we may conclude that $\mathbf{B}'_{k+1} = \mathbf{B}'_k$ because the s and r belong to the same region $\{A \cup B\}$ of \mathbf{B}'_k . Therefore, u_k is not a building edge for \prec' . This situation is illustrated in the following image.



We conclude that \mathcal{B}_{\prec} and $\mathcal{B}_{\prec'}$ have the same set of regions but not the same set of building edges: $E_{\prec'} = E_{\prec} \setminus \{u_k\} \cup \{u_{k+1}\}$. Hence, the only difference between the hierarchies \mathcal{B}_{\prec} and $\mathcal{B}_{\prec'}$ is the building edge of the region $\{A \cup B\}$. Therefore, we may say that, if the weight of the building edge of $\{A \cup B\}$ for \prec is equal to the weight of the building edge of $\{A \cup B\}$ for \prec' , then f is also one-side increasing for \prec' . To that end, we will prove that $f(u_k) = f(u_{k+1})$.

By Lemma 22, as f is one-side increasing for \prec , we have that:

III. (V, E_{\prec}) is a MST of (G, f)

By the statement III and by Lemma 21, we conclude that: IV. the hierarchy $\mathcal{QFZ}(G, f)$ is equal to the hierarchy $\mathcal{QFZ}((V, E_{\prec}), f)$

Statement IV implies that f is the saliency map of the hierarchy $\mathcal{QFZ}((V, E_{\prec}), f)$. Hence, for any edge $u = \{a, b\}$ in E , $f(u)$ is the maximum weight in the unique path between a and b in $((V, E_{\prec}), f)$. We can affirm that:

V. the unique path between x and y in $((V, E_{\prec}), f)$ is a path that includes the edge u_k

By the statement V and by the definition of saliency maps, we have $f(u_{k+1}) \geq f(u_k)$. Since k is a critical rank for f and \prec , we have $f(u_{k+1}) \leq f(u_k)$. Therefore, we have $f(u_k) = f(u_{k+1})$, which completes the proof that f is one-side increasing for \prec' . \square

C Proof of Property 6

(Property 6). Let \prec be an altitude ordering for w and let ϵ be a map from the regions of \mathcal{B}_{\prec} into \mathbb{R} . The map ϵ is an extinction map for \prec if and only if the following statements hold true:

- $\{\epsilon(R) \mid R \text{ is a region of } \mathcal{B}_{\prec}\} = \{0, \dots, n\}$;
- for any two distinct minima M_1 and M_2 of w , we have $\epsilon(M_1) \neq \epsilon(M_2)$; and
- for any region R of \mathcal{B}_{\prec} , we have that $\epsilon(R)$ is equal to $\vee\{\epsilon(M) \text{ such that } M \text{ is a minimum of } w \text{ included in } R\}$, where $\vee\{\} = 0$.

We prove the forward and backward implications of Property 6 in Lemma 35 and Lemma 36, respectively.

Lemma 35. Let \prec be an altitude ordering for w and let ϵ be a map from the regions of \mathcal{B}_{\prec} into \mathbb{R} . If the map ϵ is an extinction map for \prec , then the following statements hold true:

1. $\{\epsilon(R) \mid R \text{ is a region of } \mathcal{B}_{\prec}\} = \{0, \dots, n\}$;
2. for any two distinct minima M_1 and M_2 of w , we have $\epsilon(M_1) \neq \epsilon(M_2)$; and
3. for any region R of \mathcal{B}_{\prec} , we have that $\epsilon(R)$ is equal to $\vee\{\epsilon(M) \text{ such that } M \text{ is a minimum of } w \text{ included in } R\}$, where $\vee\{\} = 0$.

Proof Let ϵ be an extinction map for \prec . Then, by the definition of extinction maps, there is a sequence $S = (M_1, \dots, M_n)$ of minima of w such that ϵ is the extinction map for \prec and S . We will prove that the statements 1, 2 and 3 hold true for ϵ .

To prove that the statement 1 holds true, we will first prove that $\{\epsilon(R) \mid R \text{ is a region of } \mathcal{B}_{\prec}\} \subseteq \{0, \dots, n\}$. Since w has n minima, the extinction value of any region of \mathcal{B}_{\prec} which includes a minimum of w is in the set $\{1, \dots, n\}$. On the other hand, for any region R of \mathcal{B}_{\prec} which do not include any minimum of w , we have that $\epsilon(R) = 0$. Hence, $\{\epsilon(R) \mid R \text{ is a region of } \mathcal{B}_{\prec}\} \subseteq \{0, \dots, n\}$. We will now prove that $\{0, \dots, n\} \subseteq \{\epsilon(R) \mid R \text{ is a region of } \mathcal{B}_{\prec}\}$. As \mathcal{B}_{\prec} has at least one leaf-region composed of a single vertex of G , we can affirm that there is at least one region of \mathcal{B}_{\prec} which do not include any minimum of w and whose extinction value for \prec and S is zero. Then, 0 is in $\{\epsilon(R) \mid R \text{ is a region of } \mathcal{B}_{\prec}\}$. Now, let i be a value in $\{1, \dots, n\}$. For the minimum M_i , we may affirm that M_i is the unique minimum of w included in M_i and, therefore, $\epsilon(M_i) = i$. Hence, i is in $\{\epsilon(R) \mid R \text{ is a region of } \mathcal{B}_{\prec}\}$. We may conclude that, for any i in $\{0, \dots, n\}$, i is in $\{\epsilon(R) \mid R \text{ is a region of } \mathcal{B}_{\prec}\}$. Therefore, the range of ϵ

is $\{0, \dots, n\}$, which corresponds to the statement 1 of Lemma 35.

By the definition of extinction maps, for any minimum M_i , for i in $\{1, \dots, n\}$, we have $\epsilon(M_i) = i$ because M_i is the only minimum of w included in M_i . Therefore, for any two distinct minima M_i and M_j , for i, j in $\{1, \dots, n\}$, we have $\epsilon(M_i) = i$ and $\epsilon(M_j) = j$ and, consequently, $\epsilon(M_i)$ is different from $\epsilon(M_j)$. Hence, the statement 2 of Lemma 35 holds true for ϵ .

The statement 3 of Lemma 35 is precisely the definition of extinction values: for any region R of \mathcal{B}_{\prec} , the extinction value of R is zero if there is no minimum of w included in R and, otherwise, it is the maximal i (which is equal to $\epsilon(M_i)$) such that M_i is included in R . \square

Lemma 36. Let \prec be an altitude ordering for w and let ϵ be a map from the regions of \mathcal{B}_{\prec} into \mathbb{R} such that:

1. $\{\epsilon(R) \mid R \text{ is a region of } \mathcal{B}_{\prec}\} = \{0, \dots, n\}$;
2. for any two distinct minima M_1 and M_2 of w , we have $\epsilon(M_1) \neq \epsilon(M_2)$; and
3. for any region R of \mathcal{B}_{\prec} , we have that $\epsilon(R)$ is equal to $\vee\{\epsilon(M) \mid M \text{ is a minimum of } w \text{ included in } R\}$, where $\vee\{\} = 0$.

Then the map ϵ is an extinction map for \prec .

Proof To prove that ϵ is an extinction map for \prec , we will show that there exists a sequence $S = (M_1, \dots, M_n)$ of minima of w such that, for any region R of \mathcal{B}_{\prec} , the value $\epsilon(R)$ is the extinction value of R for \prec and S .

Let $S = (M_1, \dots, M_n)$ be a sequence of minima of w ordered in non-decreasing order for ϵ , i.e., for any two distinct minima M_i and M_j , with i, j in $\{1, \dots, n\}$, if $\epsilon(M_i) < \epsilon(M_j)$ then $i < j$.

By the hypothesis 2, this sequence S is unique. By the hypothesis 3, for any region R of \mathcal{B} such that there is no minimum of w included in R , $\epsilon(R) = \vee\{\} = 0$, so $\epsilon(R)$ is the extinction value of R for \prec and S .

Since w has n minima, for any minimum M of w , the value $\epsilon(M)$ is in $\{1, \dots, n\}$. Otherwise, by contradiction, let us assume that there exists a minimum M' of w such that $\epsilon(M') = 0$. Then, there is a value i in $\{1, \dots, n\}$ such that, for any minimum M'' of w , the value $\epsilon(M'')$ is different from i . Consequently, by the hypothesis 3, the range of ϵ would be $\{0, \dots, n\} \setminus \{i\}$, which contradicts the hypothesis 1. Therefore, for any minimum M_i of w , for i in $\{1, \dots, n\}$, as our assumption that $\epsilon(M_i) < \epsilon(M_j)$ implies that $i < j$, we have that $\epsilon(M_i) = i$. Thus, $\epsilon(M_i)$ is the extinction value of M_i for \prec and S .

It follows that, by the hypothesis 3, for any region R of \mathcal{B}_{\prec} such that there is a minimum of w included in R , the value $\epsilon(R)$ is the maximum value i (which is equal to $\epsilon(M_i)$) in $\{1, \dots, n\}$ such that M_i is included in R .

Thus, for any region R of \mathcal{B}_{\prec} , the value $\epsilon(R)$ is the extinction value of R for \prec and S . Therefore, the map ϵ is an extinction map for \prec . \square

D Proof of Lemma 11

(Lemma 11). Let \prec be an altitude ordering for w , let f be a map from E into \mathbb{R} such that f is one-side increasing for \prec , and let ξ be the approximated extinction map for f and \prec . The map ξ is an extinction map for \prec .

In order to prove Lemma 11, we prove in Lemmas 38, 39 and 43 that the three conditions of Property 6 for ξ to be an extinction map are satisfied. We first establish the following auxiliary lemma.

Lemma 37. Let \prec be an altitude ordering for w and let f be a map from E into \mathbb{R} such that f is one-side increasing for \prec . Then, the two following statements hold true:

1. the set $\{f(e) \mid e \text{ is a watershed - cut edge for } \prec\}$ is equal to $\{1, \dots, n-1\}$; and
2. for any two distinct watershed-cut edges u and v for \mathcal{B} , we have $f(u) \neq f(v)$.

Proof By the Definition 3 (statement 1), we have $\{f(u) \mid u \in E_{\prec}\} = \{0, \dots, n-1\}$ and, by Definition 3 (statement 2), only the weight of the watershed-cut edges for \prec are strictly greater than zero. Then, $\{f(e) \mid e \text{ is a watershed - cut edge for } \prec\} = \{1, \dots, n-1\}$. Hence, for any i in $\{1, \dots, n-1\}$, there is a watershed-cut edge e for \prec such that $f(e) = i$. Moreover, as there are $n-1$ watershed-cut edges for \prec , for any two distinct watershed-cut edges u and v for \prec , we have $f(u) \neq f(v)$. \square

Lemma 38. Let \prec be an altitude ordering for w , let f be a map from E into \mathbb{R} such that f is one-side increasing for \prec , and let ξ be the approximated extinction map for f and \prec . The range of ξ is $\{0, \dots, n\}$.

Proof We will prove that: (1) for any i in $\{0, \dots, n\}$, there is a region R of \mathcal{B}_{\prec} such that $\xi(R) = i$; and (2) for any region R of \mathcal{B}_{\prec} , we have $\xi(R)$ in $\{0, \dots, n\}$.

(1) We first prove statement (1). We start by proving that there is a region R of \mathcal{B}_{\prec} such that $\xi(R) = n$. Let R be the set V of vertices of G . Then, by Definition 10 (statement 1), we have $\xi(R) = \nabla(R) + 1$, where ∇ is the supremum descendant map for f and \prec . By Definition 3 (statement 1), we have $\{f(u) \mid u \in E_{\prec}\} = \{0, \dots, n-1\}$. As $\nabla(V) = \vee\{f(u) \mid R_u \subseteq V\} = \vee\{0, \dots, n-1\} = n-1$, we have that $\xi(R) = n-1+1 = n$.

We will now show that there is a region R of \mathcal{B}_{\prec} such that $\xi(R) = 0$. Let R be a region of \mathcal{B}_{\prec} such that there is no minimum of w included in R . Then R is not a minimum of w and, consequently, the building edge of the parent of R is not a watershed-cut edge for \prec . Let u be building edge of the parent of R . Since there is no minimum of w included in R , by Definition 9, R is not a dominant region for f and \prec . By the statement 3 of the definition of approximated extinction maps (Definition 10), we have $\xi(R) = f(u)$. Since f is a one-side increasing map and since u is not a watershed-cut edge for \prec , we have $f(u) = 0$. Therefore, we have $\xi(R) = f(u) = 0$.

Finally, we will prove that, for any i in $\{1, \dots, n-1\}$, there is a region R of \mathcal{B}_{\prec} such that $\xi(R) = i$. By Lemma 37, we can say that, for any i in $\{1, \dots, n-1\}$, there is a watershed-cut u edge for \prec such that $f(u) = i$. Let u be a watershed-cut edge for \prec and let X and Y be the children of R_u . Since u is a watershed-cut edge for \prec , both X and Y contain at least a minimum of w and, then, neither X nor Y are leaf regions of \mathcal{B}_{\prec} . Let \ll be the non-leaf ordering for f and \prec . Since \ll is a total ordering, we have either $X \ll Y$ or $Y \ll X$. Then, exactly one child of R_u is a dominant region for f and \prec . Let Y (resp. X) be the child of R_u which is not a dominant region for f and \prec . By Definition 10 (statement 3), we have $\xi(Y) = f(u)$ (resp. $\xi(X) = f(u)$). Therefore, for any i in $\{1, \dots, n-1\}$, there is a watershed-cut edge u for \prec such that $f(u) = i$ and such that there is a child Z of R_u such that $\xi(Z) = i$.

- (2) We will now prove the statement (2). Let R be a region of \mathcal{B}_{\prec} . If $R = V$, then $\xi(R) = n$, as established in the proof of statement (1). Otherwise, let v be the building edge of the parent of R . By Definition 10, the value $\xi_f(R)$ is either $f(v)$ or $\xi(\text{parent}(R))$. Hence, either $\xi_f(R)$ is equal to $f(v)$ for a building edge v for \prec , or $\xi_f(R)$ is equal to $\xi(V) = n$. It is enough to prove that n and $f(v)$ are in $\{0, \dots, n\}$. As f is one-side increasing for \prec , by Definition 3 (statement 1), we have $\{f(u) \mid u \in E_{\prec}\} = \{0, \dots, n-1\}$. Since v is a building edge for \prec , we may say that $f(v)$ is in $\{0, \dots, n-1\}$. \square

Lemma 39. *Let \prec be an altitude ordering for w and let f be a map from E into \mathbb{R} such that f is one-side increasing for \prec . Let ξ be the approximated extinction map for f and \prec . For any two minima M_1 and M_2 of w , if $\xi(M_1) = \xi(M_2)$, then $M_1 = M_2$.*

To prove Lemma 39, we first present the Lemmas 40, 41 and 42. In the following, for any non-leaf region X of a binary partition hierarchy \mathcal{B} of (G, w) , we denote by u_X the building edge of X .

Lemma 40. *Let \prec be an altitude ordering for w and let f be a map from E into \mathbb{R} such that f is one-side increasing for \prec . Let ξ be the approximated extinction map for f and \prec . For any region X of \mathcal{B}_{\prec} such that there is a minimum M of w such that $M \subset X$, there is a child Y of X such that:*

1. $\xi(Y) = \xi(X)$;
2. $\xi(\text{sibling}(Y)) = f(u_X)$; and
3. there is a minimum of w included in Y .

Proof Let X be a region such that there is a minimum M of w such that $M \subset X$. Then, there is a child Z of X such that there is a minimum M such that $M \subseteq Z$. Let Z be a child X such that there is a minimum M such that $M \subseteq Z$. We consider two cases: (1) $\text{sibling}(Z)$ is a leaf-region of \mathcal{B}_{\prec} ; and (2) $\text{sibling}(Z)$ is a non-leaf region of \mathcal{B}_{\prec} .

- (1) If $\text{sibling}(Z)$ is a leaf-region of \mathcal{B}_{\prec} , then, by Definition 9, Z is a dominant region for f and \prec and $\text{sibling}(Z)$ is not a dominant region for f and \prec . Hence, by Definition 10, $\xi(Z) = \xi(X)$ and $\xi(\text{sibling}(Z)) = f(u_X)$.
- (2) Let us now assume that $\text{sibling}(Z)$ is a non-leaf region of \mathcal{B}_{\prec} . Since X is not a minimum of w and since there is a minimum of w included in Z , we can conclude that there is a minimum of w included in $\text{sibling}(Z)$ as well. Let \ll be the non-leaf ordering for f and \prec . As the non-leaf ordering \ll is a total ordering on the non-leaf regions of \mathcal{B}_{\prec} , we have either $Z \ll \text{sibling}(Z)$ or $\text{sibling}(Z) \ll Z$. Then, by the definition of dominant regions (Definition 9), we have that either Z or $\text{sibling}(Z)$ is a dominant region for f and \prec . Let us assume that Z is a dominant region for f and \prec . Then, by Definition 10, we have $\xi(Z) = \xi(X)$ and $\xi(\text{sibling}(Z)) = f(u_X)$. Otherwise, if $\text{sibling}(Z)$ is a dominant region for f and \prec , we have $\xi(\text{sibling}(Z)) = \xi(X)$ and $\xi(Z) = f(u_X)$. Since both Z and $\text{sibling}(Z)$ include at least one minimum of w , we may say that there is a child Y of X for which the hypothesis 1, 2 and 3 hold true. \square

Lemma 41. *Let \prec be an altitude ordering for w and let f be a map from E into \mathbb{R} such that f is one-side increasing for \prec . Let ξ be the approximated extinction map for f and \prec . Let u be a watershed-cut edge for \prec . Then, there is a minimum M of w such that $\xi(M) = f(u)$.*

Proof As u is a watershed-cut edge for \prec , each child of R_u includes at least one minimum of w . Then, there is a minimum M of w such that $M \subset R_u$. By Lemma 40, there is a child Y_1 of R_u such that $\xi(Y_1) = f(u)$. If Y_1 is a minimum of w , then the property holds true. Otherwise, if Y_1 is not a minimum of w , it means that there is a minimum M of w such that $M \subset Y_1$. By Lemma 40, there is a child Y_2 of Y_1 such that $\xi(Y_2) = \xi(Y_1) = f(u)$ and such that there is a minimum of w included in Y_2 . Again, if Y_2 is a minimum of w , then the property holds true. Otherwise, we can apply this same reasoning indefinitely. We can define a sequence (Y_1, \dots, Y_p) of regions of \mathcal{B}_{\prec} where Y_p is a minimum of w and such that $\xi(Y_p) = \dots = \xi(Y_1) = f(u)$ and $Y_i \subset Y_{i-1}$ for any i in $\{2, \dots, p\}$. Therefore, there is a minimum Y_p included in R_u such that $\xi(Y_p) = f(u)$. \square

Lemma 42. *Let \prec be an altitude ordering for w and let f be a map from E into \mathbb{R} such that f is one-side increasing for \prec . Let ξ be the approximated extinction map for f and \prec . Let X be a region of \mathcal{B}_{\prec} such that X contains at least one minimum of w . There exists a minimum $M \subseteq X$ such that $\xi(M) = \xi(X)$.*

Proof If X is a minimum of w , then it is trivial. Otherwise, by Lemma 40, there is a child Y_1 of X such that $\xi(Y_1) = \xi(X)$ and such that there is a minimum of w included in Y_1 . If Y_1 is a minimum of w , then the property holds true. Otherwise, by Lemma 40, there is a child Y_2 of Y_1 such that $\xi(Y_2) = \xi(Y_1) = \xi(X)$ and such that there is a minimum of w included in Y_2 . Again, if Y_2 is a minimum of w , then the property holds true. Otherwise, we can apply this same reasoning indefinitely. We can define a sequence (Y_1, \dots, Y_p) of regions of \mathcal{B}_{\prec} where Y_p is a minimum of w and such that $\xi(Y_p) = \dots = \xi(Y_1) = \xi(X)$ and $Y_i \subset Y_{i-1}$ for any i in $\{2, \dots, p\}$. Therefore, there is a minimum Y_p included in X such that $\xi(Y_p) = \xi(X)$. \square

Proof (of Lemma 39)

In order to prove that

- (1) for any two minima M_1 and M_2 of w , if $\xi(M_1) = \xi(M_2)$, then $M_1 = M_2$,
we will prove that
- (2) for any two minima M_1 and M_2 of w , we have $\xi(M_1) \neq \xi(M_2)$.

As w has n minima, it suffices to prove that, for any i in $\{1, \dots, n\}$, there is a minimum M of w such that $\xi(M) = i$.

By Lemma 41, for any watershed-cut edge u for \mathcal{B}_{\prec} , there is a minimum M such that $\xi(M) = f(u)$. By Lemma 37, for any i in $\{1, \dots, n-1\}$, there is a watershed-cut edge such that $f(u) = i$. Then, for any i in $\{1, \dots, n-1\}$, there is a minimum M of w such that $\xi(M) = i$.

Since, f is one-side increasing for \prec , we have $\bigvee\{f(v) \mid R_v \in V\} = \{0, \dots, n-1\}$. Then, we can conclude that $\xi(V) = \bigvee\{f(v) \mid R_v \in V\} + 1 = (n-1) + 1 = n$. By Lemma 42, there is a minimum M of w such that $\xi(M) = \xi(V) = n$.

Therefore, for any i in $\{1, \dots, n\}$, there is a minimum M of w such that $\xi(M) = i$. Since w has n minima, it implies that the values $\xi(M_1)$ and $\xi(M_2)$ are distinct for any pair (M_1, M_2) of distinct minima of w . Hence, for any two minima M_1 and M_2 of w , if $\xi(M_1) = \xi(M_2)$, then $M_1 = M_2$. \square

Lemma 43. *Let \prec be an altitude ordering for w and let f be a map from E into \mathbb{R} such that f is one-side increasing for \prec . Let ξ be the approximated extinction map for f and \prec . For any region R of \mathcal{B}_{\prec} , we have $\xi_f(R) = \bigvee\{\xi_f(M) \text{ such that } M \text{ is a minimum of } w \text{ included in } R\}$.*

To prove Lemma 43, we introduce Lemma 44.

Lemma 44. *Let \prec be an altitude ordering for w and let f be a map from E into \mathbb{R} such that f is one-side increasing for \prec . Let ξ be the approximated extinction map for f and \prec . Let ∇ be the supremum descendant map for f and \prec . Let X be a region of \mathcal{B}_{\prec} . Then $\xi(X)$ is greater than or equal to the supremum descendant value $\nabla(X)$ of X .*

Proof We consider the following cases: (1) $X = V$, (2) $X \neq V$ and X is not a dominant region for f and \prec ; and (3) X is a dominant region for f and \prec . Let \ll be the non-leaf ordering for f and \prec .

1. If $X = V$, then $\xi(X) = \xi(V) = \nabla(V) + 1$ (first case of Definition 10). Then, $\xi(X)$ is clearly than $\nabla(X)$.
2. If $X \neq V$ and if X is not a dominant region for f and \prec , then $\xi(X) = f(u)$ (third case of Definition 10), where u is the building edge of the parent of X . By the definition of dominant regions, we consider two cases: (a) there is no minimum M of w such that $M \subseteq X$; or (b) $X \ll$ sibling(X).
 - (a) If there is no minimum M of w such that $M \subseteq X$, then there is no descendant of X whose building edge is a watershed-cut edge for \prec . Hence, for any edge v such that $R_v \subseteq X$, u is not a watershed-cut edge for \prec and, since f is one-side increasing for \prec , we have $f(v) = 0$ Definition 3 (statement 2). Therefore, $\nabla(X) = 0$. By Definition 3 (statement 1), we have $\{f(v) \mid v \in E_{\prec}\} = \{0, \dots, n-1\}$. Hence, $\xi(X)$, being equal to $f(u)$, is greater than or equal to $\nabla(X) = 0$.
 - (b) If $X \ll$ sibling(X), then, by the definition of non-leaf ordering, we have:
 - i. either $\nabla(X) < \nabla(\text{sibling}(X))$; or
 - ii. $\nabla(X) = \nabla(\text{sibling}(X))$ and $u_X \prec u_{\text{sibling}(X)}$. Thus, we have $\nabla(X) \leq \nabla(\text{sibling}(X))$. Since f is one-side increasing for \prec , by the statement 3 of Definition 3, there is a child Y of parent(X) such that $f(u) \geq \vee\{f(v) \mid R_v \subseteq Y\}$. Hence, there is a child Y of parent(X) such that $f(u) \geq \nabla(Y)$. Then, we have $f(u) \geq \nabla(X)$ or $f(u) \geq \nabla(\text{sibling}(X))$. In the case where $f(u) \geq \nabla(\text{sibling}(X))$, this also implies that $f(u) \geq \nabla(X)$ because $\nabla(X) \leq \nabla(\text{sibling}(X))$. Therefore, $\xi(X)$, being equal to $f(u)$, is greater than or equal to $\nabla(X)$.
3. If X is a dominant region for f and \prec , then $\xi(X) = \xi(\text{parent}(X))$ (second case of Definition 10). We will prove by induction that this lemma holds true for any dominant region for f and \prec . In the base step, we consider that parent(X) is V . In the inductive step, we show that, if the property holds true for parent(X), then it also holds true for X . Please note that, if parent(X) is not a dominant region for f and \prec , the property holds for parent(X) as proven in the previous case.
 - (a) Base step: if parent(X) is V , then $\xi(X) = \xi(V) = \nabla(V) + 1$ (first case of Definition 10). We can see that $\nabla(V) \geq \nabla(X)$ because, for any edge u such that $R_u \subseteq X$, we also have $R_u \subseteq V$. Then, $\xi(X)$, being equal to $\nabla(V) + 1$, is greater than $\nabla(X)$.
 - (b) Inductive step: let us assume that $\xi(\text{parent}(X)) \geq \nabla(\text{parent}(X))$. Since $\xi(X) = \xi(\text{parent}(X))$, we have $\xi(X) \geq \nabla(\text{parent}(X))$. We can affirm that, for any edge v in E_{\prec} such that $R_v \subseteq X$, we also have $R_v \subseteq \text{parent}(X)$. Hence, $\nabla(\text{parent}(X)) \geq \nabla(X)$. Therefore, $\xi(X)$, being equal to $\xi(\text{parent}(X))$, is greater than or equal to $\nabla(X)$. \square

Proof (of Lemma 43) We will prove that, for any region X of \mathcal{B}_{\prec} , we have $\xi(X) = \vee\{\xi_f(M) \text{ such that } M \text{ is a minimum}$

of w included in $X\}$. Let X be a region of \mathcal{B}_{\prec} . We consider two cases: (1) there is a minimum of w included in X ; and (2) there is no minimum of w included in X .

- (1) If there is no minimum of w included in X , then X is not a dominant region for f and \prec . Then $\xi(X) = f(u)$ (third condition of Definition 10), where u is the building edge of parent(X). The edge u is not a watershed-cut edge for \prec because the child X of R_u does not include any minimum of w . Hence, since f is one-side increasing for \prec , by the statement 2 of Definition 3, we have $f(u) = 0$. Therefore, $\xi(X)$, being equal to $f(u)$, is also equal to $\vee\{\xi(M) \text{ such that } M \text{ is a minimum of } w \text{ included in } R\} = \vee\{0\} = 0$.
- (2) Let us assume that there is at least one minimum of w included in X . If X is a minimum of w , then $\xi(X) = \vee\{\xi_f(M) \text{ such that } M \text{ is a minimum of } w \text{ included in } X\} = \vee\{\xi_f(X)\}$.

In order to prove the case where X is not a minimum of w , we will first demonstrate that $\xi(X) \geq \vee\{\xi(Y) \mid Y \subseteq X\}$. To prove that $\xi(X) \geq \vee\{\xi(Y) \mid Y \subseteq X\}$, it is enough to demonstrate that, for any region Z of \mathcal{B}_{\prec} , we have $\xi(Z) \geq \vee\{\xi(Y) \mid Y \text{ is a child of } Z\}$. Let Z be a region of \mathcal{B}_{\prec} . If Z is a leaf region of \mathcal{B}_{\prec} , then $\xi(Z) \geq \vee\{\xi(Y) \mid Y \text{ is a child of } Z\} = \vee\{0\} = 0$ because, by Lemma 38, $\xi(Z)$ is in $\{0, \dots, n\}$. Let us now assume that Z is not a leaf region of \mathcal{B}_{\prec} and let Y be a child of Z . If Y is a dominant region for f and \prec , then $\xi(Y) = \xi(Z)$ and, consequently, $\xi(Z) \geq \xi(Y)$. Otherwise, if Y is not a dominant region for f and \prec , then $\xi(Y) = f(v)$, where v is the building edge of Z . By Lemma 44, $\xi(Z) \geq \nabla(Z)$ and, consequently, $\xi(Z) \geq f(u)$. Hence, $\xi(Z) \geq \xi(Y)$.

We can now prove that $\xi(X) = \vee\{\xi_f(M) \text{ such that } M \text{ is a minimum of } w \text{ included in } X\}$ in the case where X is not a minimum of w . By Lemma 42, there is a minimum M of w such that $M \subset X$ and such that $\xi(M) = \xi(X)$. Let M be the minimum of w such that $\xi(M) = \xi(X)$. Since $\xi(X) \geq \vee\{\xi(Y) \mid Y \subseteq X\}$, we can say that $\xi(X) = \vee\{\xi_f(M') \text{ such that } M' \text{ is a minimum of } w \text{ included in } X\}$. \square

E Proof of Lemma 12

(Lemma 12). *Let \prec be an altitude ordering for w and let f be a map from E into \mathbb{R} such that f is one-side increasing for \mathcal{B}_{\prec} . Then, for any u in E_{\prec} , we have:*

$$f(u) = \min\{\xi(R) \text{ such that } R \text{ is a child of } R_u\}.$$

Proof Let u be an edge in E_{\prec} . By the definition of dominant regions, we have that at most one child of R_u is a dominant region for f and \prec . Therefore, there is a child of R_u which is not a dominant region for f and \prec . Let X be the child of R_u which is not a dominant region for f and \prec . Then, $\xi(X) = f(u)$ (by the third condition of Definition 10). If sibling(X) is not a dominant region for f and \prec , then $\xi(\text{sibling}(X)) = f(u)$ as well and, consequently, $f(u) = \min\{\xi(R) \text{ such that } R \text{ is a child of } R_u\} = \min\{f(u), f(u)\}$. Otherwise, let us assume that sibling(X) is a dominant region for f and \prec . Then, $\xi(\text{sibling}(X)) = \xi(R_u)$. By Lemma 44, we can infer that $\xi(R_u) \geq f(u)$. Therefore, $\min\{\xi(Y) \text{ such that } Y \text{ is a child of } R_u\} = \min\{\xi_f(X), \xi(\text{sibling}(X))\} = \min\{f(u), \xi(R_u)\} = f(u)$. \square

F Proof of Lemma 4

(Lemma 4). *Let \mathcal{H} be a hierarchy on V . The hierarchy \mathcal{H} is a hierarchical watershed of (G, w) if and only if there is*

an altitude ordering \prec for w such that $\Phi(\mathcal{H})$ is one-side increasing for \prec .

Proof We prove the forward and backward implications of Lemma 4 in Lemma 45 and Lemma 46, respectively.

Lemma 45. *Let \mathcal{H} be a hierarchy on V . If the hierarchy \mathcal{H} is a hierarchical watershed of (G, w) , then there exists an altitude ordering \prec for w such that $\Phi(\mathcal{H})$ is one-side increasing for \prec .*

Proof By Lemma 16, there is a sequence of minima S of w such that \mathcal{H} is the hierarchy induced by \prec and S . In order to prove that $\Phi(\mathcal{H})$ is one-side increasing for \prec , by Definition 3, we will prove that the following three statements hold true:

1. $\{\Phi(\mathcal{H})(e) \mid e \in E_{\prec}\} = \{0, \dots, n-1\}$;
2. for any edge u in E_{\prec} , $\Phi(\mathcal{H})(u) > 0$ if and only if u is a watershed-cut edge for \prec ; and
3. for any edge u in E_{\prec} , there exists a child R of R_u such that $\Phi(\mathcal{H})(u) \geq \vee\{\Phi(\mathcal{H})(v) \mid v \text{ is included in } R\}$, where $\vee\{\} = 0$.

In the remainder of this proof, let ρ and ϵ be respectively the persistence map and the extinction map for \prec and S .

1. By Lemma 20, we have $\{\Phi(\mathcal{H})(e) \mid e \in E_{\prec}\} = \{\rho(e) \mid e \in E_{\prec}\}$. Then, as Lemma 19 states that the range of ρ is $\{0, \dots, n-1\}$, we can conclude that $\{\Phi(\mathcal{H})(e) \mid e \in E_{\prec}\}$ is the set $\{0, \dots, n-1\}$.
2. Let u be a building edge for \prec . Given the following propositions:
 - (a) u is a watershed-cut edge
 - (b) $\Phi(\mathcal{H})(u) > 0$
 we will prove that (a) implies (b), and that not (b) implies not (a).

If u is a watershed-cut edge for \prec , then both children of R_u contain at least one minimum of w . Therefore, the extinction value of both children of R_u is non-zero and, consequently, the persistence value $\rho(u)$ of u is non-zero. Moreover, by Lemma 20, in this case we have $\Phi(\mathcal{H})(e) = \rho(e)$ for any building edge e for \prec . Thus, $\Phi(\mathcal{H})(u)$ is non-zero.

On the other hand, if u is not a watershed-cut edge for \prec , then there is a child X of R_u which does not contain any minimum of w . Therefore, the extinction value of X is equal to 0: $\epsilon(X) = 0$. Since, by definition $\rho(u) = \min\{\epsilon(X), \epsilon(\text{sibling}(X))\}$ and the minimal extinction value is zero, we can say that $\rho(u) = 0$. Again, by Lemma 20, in this case we have $\Phi(\mathcal{H})(e) = \rho(e)$ for any building edge e for \prec and thus, $\Phi(\mathcal{H})(u)$ is equal to 0.

3. Let u be a building edge for \prec . The persistence value of u is the extinction value of a child X of R_u . Let X be a child of R_u such that $\rho(u)$, the persistence value of u , is equal to $\epsilon(X)$, the extinction value of X . By Lemma 17, for any region Y of B_{\prec} such that $Y \subseteq X$, we have $\epsilon(Y) \leq \epsilon(X)$ and, as $X \subseteq R_u$, $\epsilon(Y) \leq \epsilon(R_u)$. Let v be the building edge of a region $Z \subseteq X$. Then, we can say that the extinction value of both children of Z is less than or equal to the extinction value $\epsilon(X)$. Hence, $\rho(v) \leq \epsilon(X)$ and, then, $\rho(v) \leq \rho(u)$. By Lemma 20, we can conclude that $\Phi(\mathcal{H})(v) \leq \Phi(\mathcal{H})(u)$. Hence, $\Phi(\mathcal{H})(u) \geq \vee\{\Phi(\mathcal{H})(v) \mid v \text{ is included in } X\}$. \square

Lemma 46. *Let \mathcal{H} be a hierarchy on V and let \prec be an altitude ordering such that $\Phi(\mathcal{H})$ is one-side increasing for \prec . Then the hierarchy \mathcal{H} is a hierarchical watershed of (G, w) .*

Proof Let ξ be the approximated extinction map for $\Phi(\mathcal{H})$ and \prec . By Lemma 12, for any edge in E_{\prec} , we have $\Phi(\mathcal{H})(u) = \min\{\xi(R) \mid R \text{ is a child of } R_u\}$. By Lemma 11, the map ξ is an extinction map for \prec . Then, by the backward implication of Property 7, the hierarchy \mathcal{H} is a hierarchical watershed of (G, w) . \square

G Proof of Property 14

(Property 14). *Let \mathcal{H} be a hierarchy on V . The hierarchy \mathcal{H} is a flattened hierarchical watershed of (G, w) if and only if there is an altitude ordering \prec for w such that:*

1. (V, E_{\prec}) is a MST of $(G, \Phi(\mathcal{H}))$; and
2. for any edge u in E_{\prec} , if u is not a watershed-cut edge for \prec , then $\Phi(\mathcal{H})(u) = 0$; and
3. for any edge u in E_{\prec} , there exists a child R of R_u such that $\Phi(\mathcal{H})(u) \geq \vee\{\Phi(\mathcal{H})(v) \mid v \text{ is included in } R\}$, where $\vee\{\} = 0$.

To prove Property 14, we establish the following lemma.

Lemma 47. *Let \prec be an altitude ordering for w and let \mathcal{H} be a hierarchy on V such that $\Phi(\mathcal{H})$ is one-side increasing for \prec . Then (V, E_{\prec}) is a MST of $(G, \Phi(\mathcal{H}))$.*

Proof Let α denote the sum of the weight of the edges in E_{\prec} in the map $\Phi(\mathcal{H})$: $\alpha = \sum_{e \in E_{\prec}} \Phi(\mathcal{H})(e)$. As $\Phi(\mathcal{H})$ is one-side increasing for \prec , by the condition 1 of Definition 3, we can affirm that $\alpha = 0 + 1 + \dots + n - 1$. In order to prove that (V, E_{\prec}) is a MST of $(G, \Phi(\mathcal{H}))$, we will prove that, for any MST G' of $(G, \Phi(\mathcal{H}))$, the sum of the weight of the edges in G' is greater than or equal to α . Let G' be a MST of $(G, \Phi(\mathcal{H}))$. As G' is a MST of $(G, \Phi(\mathcal{H}))$, by the condition 1 of Lemma 21, we have that G and G' have the same quasi-flat zones hierarchy: $\mathcal{QFZ}(G, \Phi(\mathcal{H})) = \mathcal{QFZ}(G', \Phi(\mathcal{H}))$. As $\Phi(\mathcal{H})$ is the saliency map of \mathcal{H} , we have that $\mathcal{H} = \mathcal{QFZ}(G, \Phi(\mathcal{H}))$. Therefore, $\mathcal{H} = \mathcal{QFZ}(G', \Phi(\mathcal{H}))$. Let i be a value in $\{1, \dots, n-1\}$. By the condition 1 of Definition 3, we can say that $\{1, \dots, n-1\}$ is a subset of the range of $\Phi(\mathcal{H})$. Therefore, \mathcal{H} is composed of at least n distinct partitions. Let \mathcal{H} be the sequence $(\mathbf{P}_0, \dots, \mathbf{P}_{n-1}, \dots)$. Since the partitions \mathbf{P}_i and \mathbf{P}_{i-1} are distinct, then there exists a region in \mathbf{P}_i which is not in \mathbf{P}_{i-1} . Therefore, there is a region X of \mathbf{P}_i which is composed of a several regions $\{R_1, R_2, \dots\}$ of \mathbf{P}_{i-1} . Then, there are two adjacent vertices x and y such that x and y are in distinct regions in $\{R_1, R_2, \dots\}$. Let x and y be two adjacent vertices such that x and y are in distinct regions in $\{R_1, R_2, \dots\}$. Hence, the lowest j such that x and y belong to the same region of \mathbf{P}_j is i . Thus, there exists an edge $u = \{x, y\}$ in E_{\prec} such that $\Phi(\mathcal{H})(u) = i$. Hence, the sum of the weight of the edges of G' is at least $1 + \dots + n - 1$, which is equal to α . Therefore, the graph (V, E_{\prec}) is a MST of $(G, \Phi(\mathcal{H}))$. \square

The reader can observe that the statement 3 of the above property is precisely the statement 3 of the definition of one-side increasing maps (Definition 3), and that the statement 2 is an implication of the statement 2 of Definition 3. The statement 1 of the above property corresponds to a property of one-side increasing maps established in Lemma 47.

In order to prove Property 14, we establish some auxiliary lemmas on MSTs and saliency maps.

In the following, we state a well-known property of spanning trees in Lemma 48.

Let x and y be two vertices in V and let $\pi = (x_0, \dots, x_p)$ be a path from x to y . For any edge $u = \{x_{i-1}, x_i\}$ for i in $\{1, \dots, p\}$, we say that u is in π or that π includes u .

Lemma 48. *Let G' be a spanning tree of a weighted graph (G, f) . Let $u = \{x, y\}$ be an edge in $E \setminus E(G')$ and let π be the path from x to y (resp. y to x) in G' . The graph G' is a MST of (G, f) if and only if $f(u) \geq f(v)$ for any edge v in π .*

The following lemma characterizes MSTs of saliency maps.

Lemma 49. *Let f be the saliency map of a hierarchy on V and let G' be a spanning tree of (G, f) . Let $u = \{x, y\}$ be an edge in $E \setminus E(G')$ and let π be the path from x to y (resp. y to x) in G' . Let v be an edge of greatest weight in π . The graph G' is a MST of (G, f) if and only if $f(u) = f(v)$.*

Proof We will first prove the forward implication of this lemma. Let G' be a MST of $(G, \Phi(\mathcal{H}))$. Then, by Lemma 48, for any edge e in the path π , we have $\Phi(\mathcal{H})(e) \leq \Phi(\mathcal{H})(u)$. Hence, $\Phi(\mathcal{H})(v) \leq \Phi(\mathcal{H})(u)$. Let us assume that $\Phi(\mathcal{H})(v) < \Phi(\mathcal{H})(u)$. Then, given $\lambda = \Phi(\mathcal{H})(v)$, in the λ -level set of $(G, \Phi(\mathcal{H}))$, the vertices x and y are connected, which implies that, by the definition of saliency maps, $\Phi(\mathcal{H})(u)$ is less or equal to $\Phi(\mathcal{H})(v)$, which contradicts our assumption. Hence, $\Phi(\mathcal{H})(v) = \Phi(\mathcal{H})(u)$.

Now, let us assume that $\Phi(\mathcal{H})(u)$ is equal to the greatest weight among the edges in π . Then, for any edge e in the path π , we have $\Phi(\mathcal{H})(e) \leq \Phi(\mathcal{H})(u)$. Then, by Lemma 48, G' is a MST of $(G, \Phi(\mathcal{H}))$. \square

Lemma 50. *Let \mathcal{H}' be a hierarchy on V and let \mathcal{H} be a flattening of \mathcal{H}' . Let u and v be two distinct edges in E such that $\Phi(\mathcal{H})(u) < \Phi(\mathcal{H})(v)$. Then $\Phi(\mathcal{H}')(u) < \Phi(\mathcal{H}')(v)$.*

Proof Let $u = \{x_1, y_1\}$ and $v = \{x_2, y_2\}$. As $\Phi(\mathcal{H})(u) < \Phi(\mathcal{H})(v)$, there is a partition \mathbf{P} of \mathcal{H} such that x_1 and y_1 belong to the same region of \mathbf{P} and we such that x_2 and y_2 do not belong to the same region of \mathbf{P} . As \mathbf{P} is a partition of \mathcal{H}' , there is a partition in \mathcal{H}' such that x_1 and y_1 belong to the same region of this partition but x_2 and y_2 do not. Then, $\Phi(\mathcal{H}')(u) < \Phi(\mathcal{H}')(v)$. \square

Lemma 51. *Let \mathcal{H}' be a hierarchy on V and let \mathcal{H} be a flattening of \mathcal{H}' . Let u and v be two distinct edges in E such that $\Phi(\mathcal{H}')(u) \leq \Phi(\mathcal{H}')(v)$. Then $\Phi(\mathcal{H})(u) \leq \Phi(\mathcal{H})(v)$.*

Proof Let $u = \{x_1, y_1\}$ and $v = \{x_2, y_2\}$. As $\Phi(\mathcal{H}')(u) \leq \Phi(\mathcal{H}')(v)$, then for any partition \mathbf{P} of \mathcal{H}' , if x_2 and y_2 are in the same region of \mathbf{P} , then x_1 and y_1 are in the same region of \mathbf{P} as well. As any partition of \mathcal{H} is also a partition of \mathcal{H}' , we may say that for any partition \mathbf{P} of \mathcal{H} , if x_2 and y_2 are in the same region of \mathbf{P} , then x_1 and y_1 are in the same region of \mathbf{P} . Hence, $\Phi(\mathcal{H})(u) \leq \Phi(\mathcal{H})(v)$. \square

The forward and backward implications of Property 14 are proven in Lemmas 52 and 53, respectively.

Lemma 52. *Let \mathcal{H} be a flattened hierarchical watershed of (G, w) . Then, there is an altitude ordering \prec for w such that:*

1. (V, E_{\prec}) is a MST of $(G, \Phi(\mathcal{H}))$; and
2. for any building edge u for \prec , if u is not a watershed-cut edge for \prec , then $\Phi(\mathcal{H})(u) = 0$; and
3. for any building edge u for \prec , there exists a child R of R_u such that $\Phi(\mathcal{H})(u) \geq \vee\{\Phi(\mathcal{H})(v) \mid R_v \subseteq R\}$ such that R_v is included in R , where $\vee\{\} = 0$.

Proof As \mathcal{H} is a flattened hierarchical watershed of (G, w) , by Definition 13, there is a hierarchical watershed \mathcal{H}_w of (G, w) such that \mathcal{H} is a flattening of \mathcal{H}_w . By Lemma 4, there is an altitude ordering \prec for w such that $\Phi(\mathcal{H}_w)$ is one-side increasing for \prec . Let \prec be the altitude ordering for w such that $\Phi(\mathcal{H}_w)$ is one-side increasing for \prec . By Lemma 22, (V, E_{\prec}) is a MST of $(G, \Phi(\mathcal{H}_w))$. Let G' denote the graph (V, E_{\prec}) . By Lemma 21, \mathcal{H}_w is the hierarchy $\mathcal{QFZ}(G', \Phi(\mathcal{H}_w))$. Then, any partition of \mathcal{H} is a partition of $\mathcal{QFZ}(G', \Phi(\mathcal{H}_w))$. By the definition of saliency maps, we can affirm that any partition of $\mathcal{QFZ}(G, \Phi(\mathcal{H}))$ is a partition of $\mathcal{QFZ}(G', \Phi(\mathcal{H}_w))$.

In the following, we will prove that the three statements hold true for \prec .

1. We will first prove that G' is a MST of $(G, \Phi(\mathcal{H}))$. By contradiction, let us assume that G' is not a MST of $(G, \Phi(\mathcal{H}))$. Then, by Lemma 49, there is an edge $u = \{x, y\}$ such that u is in $E \setminus E(G')$ and such that $\Phi(\mathcal{H})(u)$ is different from the greatest weight among the edges in the path π from x to y in $(G', \Phi(\mathcal{H}))$. Let v be an edge of greatest weight in π . As \mathcal{H} is equal to $\mathcal{QFZ}(G, \Phi(\mathcal{H}))$, we may affirm that $\Phi(\mathcal{H})(u)$ is lower than $\Phi(\mathcal{H})(v)$ because, otherwise, the vertices x and y would be connected in the λ -level set of $(G, \Phi(\mathcal{H}))$ for a λ lower than $\Phi(\mathcal{H})(u)$, which contradicts the fact that $\Phi(\mathcal{H})$ is a saliency map. Hence, we have $\Phi(\mathcal{H})(u) < \Phi(\mathcal{H})(v)$. Then, by Lemma 51, as \mathcal{H} is a flattening of \mathcal{H}_w , we may conclude that $\Phi(\mathcal{H}_w)(u) < \Phi(\mathcal{H}_w)(v)$. Hence, the weight $\Phi(\mathcal{H}_w)(u)$ is different from the greatest weight among the edges in the path π . Therefore, by Lemma 49, G' is not a MST of $(G, \Phi(\mathcal{H}_w))$, which contradicts our assumption. Hence, we may conclude that G' is a MST of $(G, \Phi(\mathcal{H}))$.
2. We will now prove the second condition for \mathcal{H} to be a flattened hierarchical watershed of (G, w) . As \mathcal{H}_w is one-side increasing for \prec , by the second condition of Definition 3, for any watershed-cut edge $u = \{x, y\}$ for \prec , we have $\Phi(\mathcal{H}_w)(u) = 0$. Then, for any partition \mathbf{P} of \mathcal{H}_w , x and y belong to the same region of \mathbf{P} . Therefore, as any partition of \mathcal{H} is a partition of \mathcal{H}_w , we can say that, for any partition \mathbf{P} of \mathcal{H} , x and y belong to the same region of \mathbf{P} . Hence, the lowest λ such that x and y are the same partition \mathbf{P}_λ of \mathcal{H} is zero. Hence, $\Phi(\mathcal{H})(u) = 0$.
3. We will now prove the third condition for \mathcal{H} to be a flattened hierarchical watershed of (G, w) . By the third statement of Definition 3, we have that, for any edge u in E_{\prec} , there exists a child R of R_u such that $\Phi(\mathcal{H}_w)(u) \geq \vee\{\Phi(\mathcal{H}_w)(v) \mid R_v \subseteq R\}$. Let u be an edge in E_{\prec} and let R be the child of R_u such that $\Phi(\mathcal{H}_w)(u) \geq \vee\{\Phi(\mathcal{H}_w)(v) \mid R_v \subseteq R\}$. Let v be an edge in E_{\prec} such that $R_v \subseteq R$. Then, $\Phi(\mathcal{H}_w)(u) \geq \Phi(\mathcal{H}_w)(v)$. Hence, by Lemma 51, $\Phi(\mathcal{H})(u) \geq \Phi(\mathcal{H})(v)$. Therefore, we may conclude that $\Phi(\mathcal{H})(u) \geq \vee\{\Phi(\mathcal{H})(v) \mid R_v \subseteq R\}$. \square

The following lemma corresponds to the backward implication of Property 14.

Lemma 53. *Let \mathcal{H} be a hierarchy on V and let \prec be an altitude ordering for w such that:*

1. (V, E_{\prec}) is a MST of $(G, \Phi(\mathcal{H}))$; and
2. for any edge u in E_{\prec} , if u is not a watershed-cut edge for \prec , then $\Phi(\mathcal{H})(u) = 0$; and
3. for any edge u in E_{\prec} , there exists a child R of R_u such that $\Phi(\mathcal{H})(u) \geq \vee\{\Phi(\mathcal{H})(v) \mid R_v \subseteq R\}$ such that R_v is included in R , where $\vee\{\} = 0$.

Then \mathcal{H} is a flattened hierarchical watershed of (G, w) .

In order to prove Lemma 53, we first state two auxiliary lemmas. From Property 10 of [9], we can deduce the following lemma linking binary partition hierarchies and MSTs.

Lemma 54. *Let \mathcal{B} be a binary partition hierarchy of (G, w) . The graph (V, E_{\prec}) is a MST of (G, w) .*

By Property 12 of [9] linking hierarchical watersheds and hierarchies induced by an altitude ordering and a sequence of minima, and by Lemma 21, we infer the following lemma.

Lemma 55. *Let G' be a MST of (G, w) and let \mathcal{H} be a hierarchical watershed of (G', w) . Then \mathcal{H} is also a hierarchical watershed of (G, w) .*

Proof (of Lemma 53) Let \mathcal{H} be a hierarchy on V such that there is an altitude ordering \prec for w such that:

1. (V, E_{\prec}) is a MST of $(G, \Phi(\mathcal{H}))$; and
2. for edge u in E_{\prec} , if u is not a watershed-cut edge for \prec , then $\Phi(\mathcal{H})(u) = 0$; and
3. for edge u in E_{\prec} , there exists a child R of R_u such that $\Phi(\mathcal{H})(u) \geq \vee\{\Phi(\mathcal{H})(v) \text{ such that } R_v \text{ is included in } R\}$, where $\vee\{\} = 0$.

We will prove that \mathcal{H} is a flattened hierarchical watershed of (G, w) . To this end, we will prove that there is a hierarchical watershed \mathcal{H}_w of (G, w) such that any partition of \mathcal{H} is also a partition of \mathcal{H}_w . Let G' denote the graph (V, E_{\prec}) . By Lemma 54, G' is a MST of (G, w) . Moreover, by Lemma 55, given a hierarchical watershed \mathcal{H}_w of a MST of (G, w) , we can say that \mathcal{H}_w is also a hierarchical watershed of (G, w) . Hence, we can simply prove that there is a hierarchical watershed \mathcal{H}_w of (G', w) such that any partition of \mathcal{H} is also a partition of \mathcal{H}_w .

To define the hierarchy \mathcal{H}_w , we first define a map f from E_{\prec} into \mathbb{R} such that f is one-side increasing for \prec . Since G' is a tree, by the definition of saliency maps, we can say that f is the saliency map of the hierarchy $\mathcal{QFZ}(G', f)$. By Lemma 4, as f is one-side increasing for \prec , we may say that $\mathcal{QFZ}(G', f)$ is a hierarchical watershed of (G', w) .

In the map f , the edges which are not watershed-cut edges for \prec are assigned to zero, and the watershed-cut edges for \prec are ranked according to their weights in w and in $\Phi(\mathcal{H})$. Let \prec_2 be a total ordering on the set $\{u \mid u \text{ is a watershed-cut edge for } \prec\}$ such that, for any two watershed-cut edges u and v for \prec , we have $u \prec_2 v$ if and only if $\Phi(\mathcal{H})(u) < \Phi(\mathcal{H})(v)$ or if $\Phi(\mathcal{H})(u) = \Phi(\mathcal{H})(v)$ and $u \prec v$. The map f is defined as follows:

$$f(u) = \begin{cases} 0 & \text{if } u \text{ is not a watershed-cut} \\ & \text{edge for } \prec \\ \text{rank of } u \text{ for } \prec_2 & \text{otherwise} \end{cases} \quad (2)$$

We first demonstrate that f is one-side increasing for \prec .

1. By the definition of f , as there are $n - 1$ watershed-cut edges for \prec , we can say that, for any i in $\{1, \dots, n - 1\}$, there is a watershed-cut edge u for \prec such that the rank of u for \prec_2 is i and, consequently, $f(u) = i$. On the other hand, as w has at least one minimum, there is at least one edge e in E_{\prec} such that e is not a watershed-cut edge for \prec and such that $f(e) = 0$. Hence, we have $\{f(e) \mid u \in E_{\prec}\} = \{0, \dots, n - 1\}$. Therefore, the statement 1 of Definition 3 holds true for f .
2. For any edge u , by the definition of f , $f(u)$ is non-zero if and only if u is not a watershed-cut edge for \prec , so the statement 2 of Definition 3 holds true for f .

3. Let u be a building edge for \prec . If u is not a watershed-cut edge for \prec , then there is a child X of R_u such that there is no minimum of w included in X . Hence, none of the building edges of the descendants of X is a watershed-cut edge for \prec . By the definition of f , we have $f(u) = 0$ and, for any edge v such that $R_v \subseteq X$, we have $f(v) = 0$. Hence, $f(u) \geq \vee\{f(v) \text{ such that } R_v \text{ is included in } X\}$. Otherwise, let us assume that u is a watershed-cut edge for \prec . Then there is at least one minimum of w included in each child of R_u . By the hypothesis 3, there is a child X of R_u such that $\Phi(\mathcal{H})(u) \geq \vee\{\Phi(\mathcal{H})(v) \text{ such that } R_v \text{ is included in } X\}$. Let X be the child of R_u such that $\Phi(\mathcal{H})(u) \geq \vee\{\Phi(\mathcal{H})(v) \text{ such that } R_v \text{ is included in } X\}$. Let e be a building edge for \prec such that $R_e \subseteq X$. If e is not a watershed-cut edge for \prec , then $f(e) = 0$ and, consequently, $f(u) > f(e)$. Otherwise, if e is a watershed-cut edge for \prec , then we have $\Phi(\mathcal{H})(u) \geq \Phi(\mathcal{H})(e)$ and $e \prec u$, which implies that $e \prec_2 u$. Consequently, by the definition of f , we have $f(u) > f(e)$. Therefore, $f(u) \geq \vee\{f(v) \text{ such that } R_v \text{ is included in } X\}$. Then, the third condition of Definition 3 holds true for f .

Hence, f is one-side increasing for \prec and, as stated previously, $\mathcal{QFZ}(G', f)$ is a hierarchical watershed of (G', w) (resp. (G, w)). Now, we only need to prove that any partition of \mathcal{H} is a partition of $\mathcal{QFZ}(G', f)$. By the hypothesis 1, G' is a MST of $(G, \Phi(\mathcal{H}))$. Then, by Lemma 21, we can say that \mathcal{H} is the QFZ hierarchy of $(G', \Phi(\mathcal{H}))$. We will prove that any partition of $\mathcal{QFZ}(G', \Phi(\mathcal{H}))$ is also a partition of $\mathcal{QFZ}(G', f)$.

Let the range of $\Phi(\mathcal{H})$ be the set $\{0, \dots, \ell\}$: $\{\Phi(\mathcal{H})(u) \mid u \in E_{\prec}\} = \{0, \dots, \ell\}$. Let λ be a value in $\{0, \dots, \ell\}$. Let $G'_{\lambda, \Phi(\mathcal{H})}$ be the λ -level set of $(G', \Phi(\mathcal{H}))$. Let α be the greatest value in $\{f(u) \mid u \in E(G'_{\lambda, \Phi(\mathcal{H})})\}$. We will prove that the α -level set of (G', f) is equal to the λ -level set of $(G', \Phi(\mathcal{H}))$. Since α is the greatest value in the set $\{f(u) \mid u \in E(G'_{\lambda, \Phi(\mathcal{H})})\}$, we can see that any edge v in the λ -level set of $(G', \Phi(\mathcal{H}))$ also belongs to the α -level set of (G', f) . Now, we also need to prove that there is no edge u in the α -level set of (G', f) such that u is not in the λ -level set of $(G', \Phi(\mathcal{H}))$.

Let u be an edge which is not in the λ -level set of $(G', \Phi(\mathcal{H}))$. Then, $\Phi(\mathcal{H})(u) > \lambda$ and, for any edge v in the λ -level set of $(G', \Phi(\mathcal{H}))$, we have $\Phi(\mathcal{H})(u) > \Phi(\mathcal{H})(v)$. Since the minimum value of λ is zero, we can say that $\Phi(\mathcal{H})(u) > 0$ and, by the hypothesis 2, u is a watershed-cut edge for \prec . Let v be an edge in the λ -level set of $(G', \Phi(\mathcal{H}))$. Since $\Phi(\mathcal{H})(u) > \Phi(\mathcal{H})(v)$, if v is a watershed-cut edge for \prec , then $v \prec_2 u$ and $f(u) > f(v)$. Otherwise, if v is not a watershed-cut edge for \prec , by the definition of f , we have $f(v) = 0$ and $f(u) > f(v)$. Thus, for any edge v in the λ -level set of $(G', \Phi(\mathcal{H}))$, we have $f(u) > f(v)$ and, therefore, $f(u) > \alpha$. Then, u is not in the α -level set of (G', f) .

Therefore, we can conclude that the α -level set of (G', f) is equal to the λ -level set of $(G', \Phi(\mathcal{H}))$. As the partitions of \mathcal{H} are given by the set of connected components of the level sets of $(G', \Phi(\mathcal{H}))$, we can affirm that any partition of \mathcal{H} is also a partition of $\mathcal{QFZ}(G', f)$. Therefore, there is a hierarchical watershed $\mathcal{H}_w = \mathcal{QFZ}(G', f)$ of (G', w) (resp. (G, w)) such that any partition of \mathcal{H} is also a partition of \mathcal{H}_w . Then, \mathcal{H} is a flattened hierarchical watershed of (G', w) (resp. (G, w)). \square