



**HAL**  
open science

## Self-irradiation effects in $\text{UO}_2$ and $(\text{U,Pu})\text{O}_2$ accelerated by doping with $^{238}\text{Pu}$

E de Bona, O Dieste, A. Benedetti, T. Wiss, M Cologna, Gianguido  
Baldinozzi, R J M Konings

► **To cite this version:**

E de Bona, O Dieste, A. Benedetti, T. Wiss, M Cologna, et al.. Self-irradiation effects in  $\text{UO}_2$  and  $(\text{U,Pu})\text{O}_2$  accelerated by doping with  $^{238}\text{Pu}$ . 20TH INTERNATIONAL CONFERENCE ON RADIATION EFFECTS IN INSULATORS (REI 2019), Aug 2019, Astana, Kazakhstan. hal-02267508

**HAL Id: hal-02267508**

**<https://hal.science/hal-02267508v1>**

Submitted on 19 Aug 2019

**HAL** is a multi-disciplinary open access archive for the deposit and dissemination of scientific research documents, whether they are published or not. The documents may come from teaching and research institutions in France or abroad, or from public or private research centers.

L'archive ouverte pluridisciplinaire **HAL**, est destinée au dépôt et à la diffusion de documents scientifiques de niveau recherche, publiés ou non, émanant des établissements d'enseignement et de recherche français ou étrangers, des laboratoires publics ou privés.





European Commission

# Self-irradiation effects in $\text{UO}_2$ and $(\text{U,Pu})\text{O}_2$ accelerated by doping with $^{238}\text{Pu}$

E. De Bona<sup>a,b</sup>, O. Dieste<sup>a</sup>, A. Benedetti<sup>a</sup>, T. Wiss<sup>a</sup>, M. Cologna<sup>a</sup>, G. Baldinozzi<sup>b</sup>, R.J.M. Konings<sup>a</sup>

<sup>a</sup> European Commission, Joint Research Centre, Nuclear Safety and Security Directorate, Karlsruhe, Germany

<sup>b</sup> Laboratoire Structures, Propriétés et Modélisation des Solides, CNRS, CentraleSupélec, Université Paris-Saclay, Gif-sur-Yvette, France

## Context

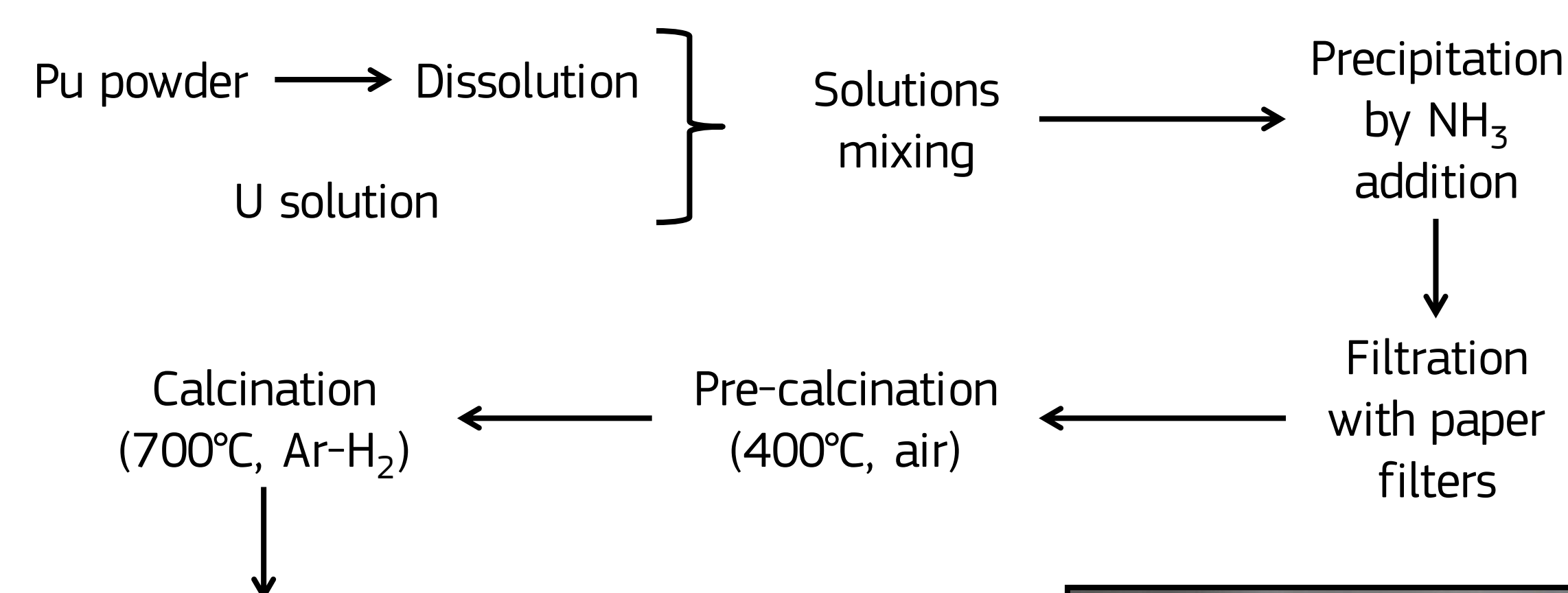
In order to tackle the issue of long term sustainability and safety of nuclear waste management, the new concept of Gen IV fast reactors (FR) has been designed. These new reactor types however require the design and development of completely new materials, including new nuclear fuels (NF), which will be also the component withstanding the most severe irradiation and temperature conditions. The present work aims at improving our knowledge about the behaviour of mixed oxides (MOX) fuels, which represent a crucial step towards the licensing process of those reactors. In particular, the focus of this work is on isolating and quantifying the effect of alpha-radiation damage on the thermal and physical properties of MOX fuels.

## Experiment

- $(\text{U},^{238}\text{Pu})\text{O}_2$  samples prepared to study the effect of uniform  $\alpha$ -radiation damage on the MOX fuel matrix
- Extensive characterisation of the as-sintered material
- Periodic monitoring of the evolution of the samples properties
- Two compositions chosen, to study a broad dpa range and the effect of radiation damage kinetics

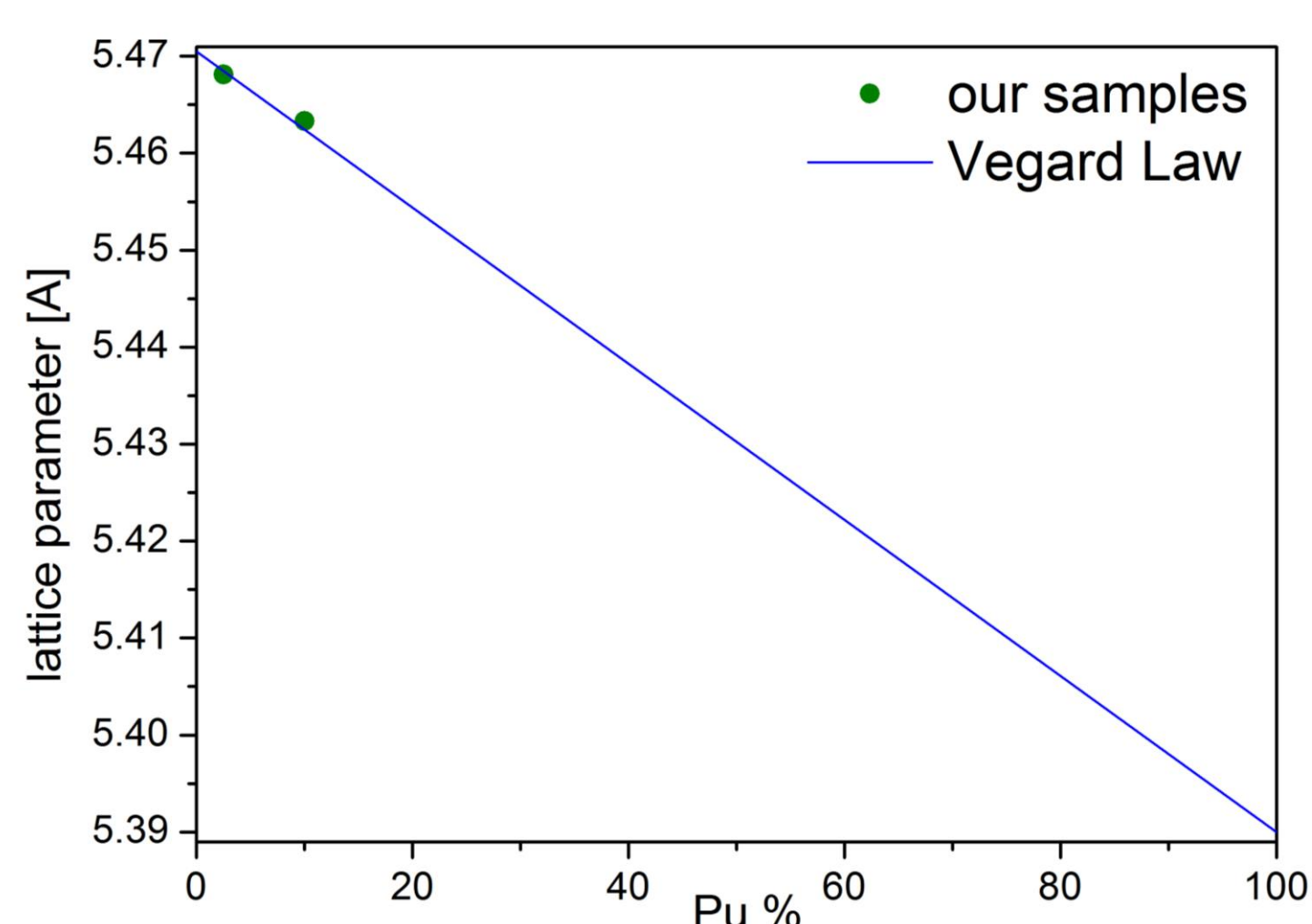
## Samples preparation

### Powder synthesis:



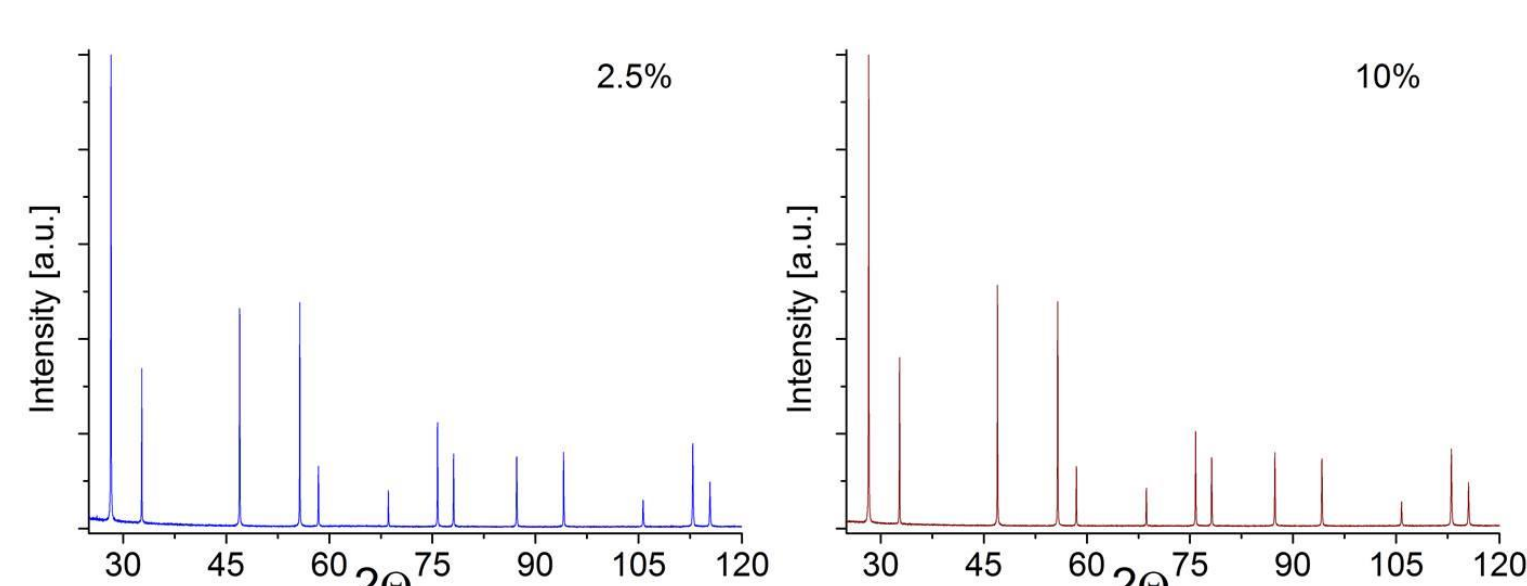


### Powder pressing and sintering:

Pressing:  $\phi = 5 \text{ mm}$ ;  $p = 738 \text{ Mpa}$   
Sintering:  $1650 \text{ }^\circ\text{C}$ , 6 h, under  $\text{Ar-H}_2$

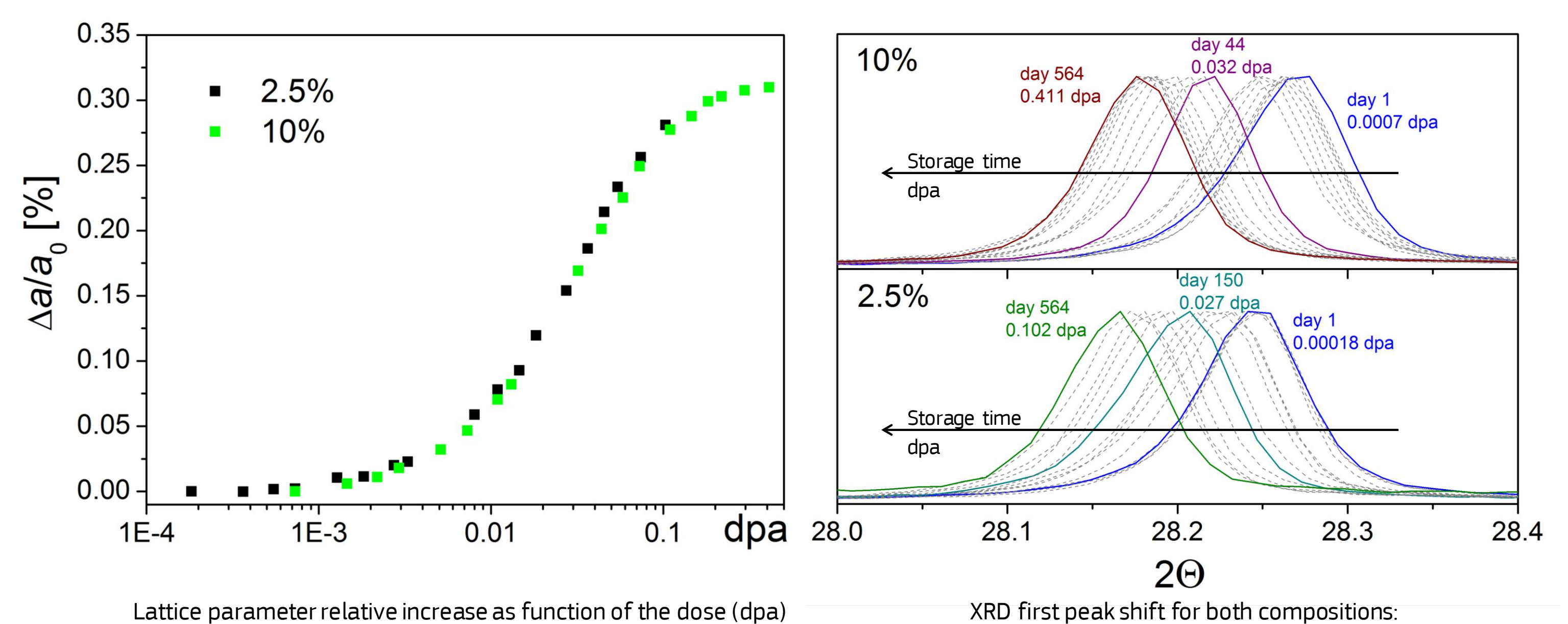


$(\text{U,Pu})\text{O}_2$  solid solution achieved, lattice parameter in good agreement with Vegard Law

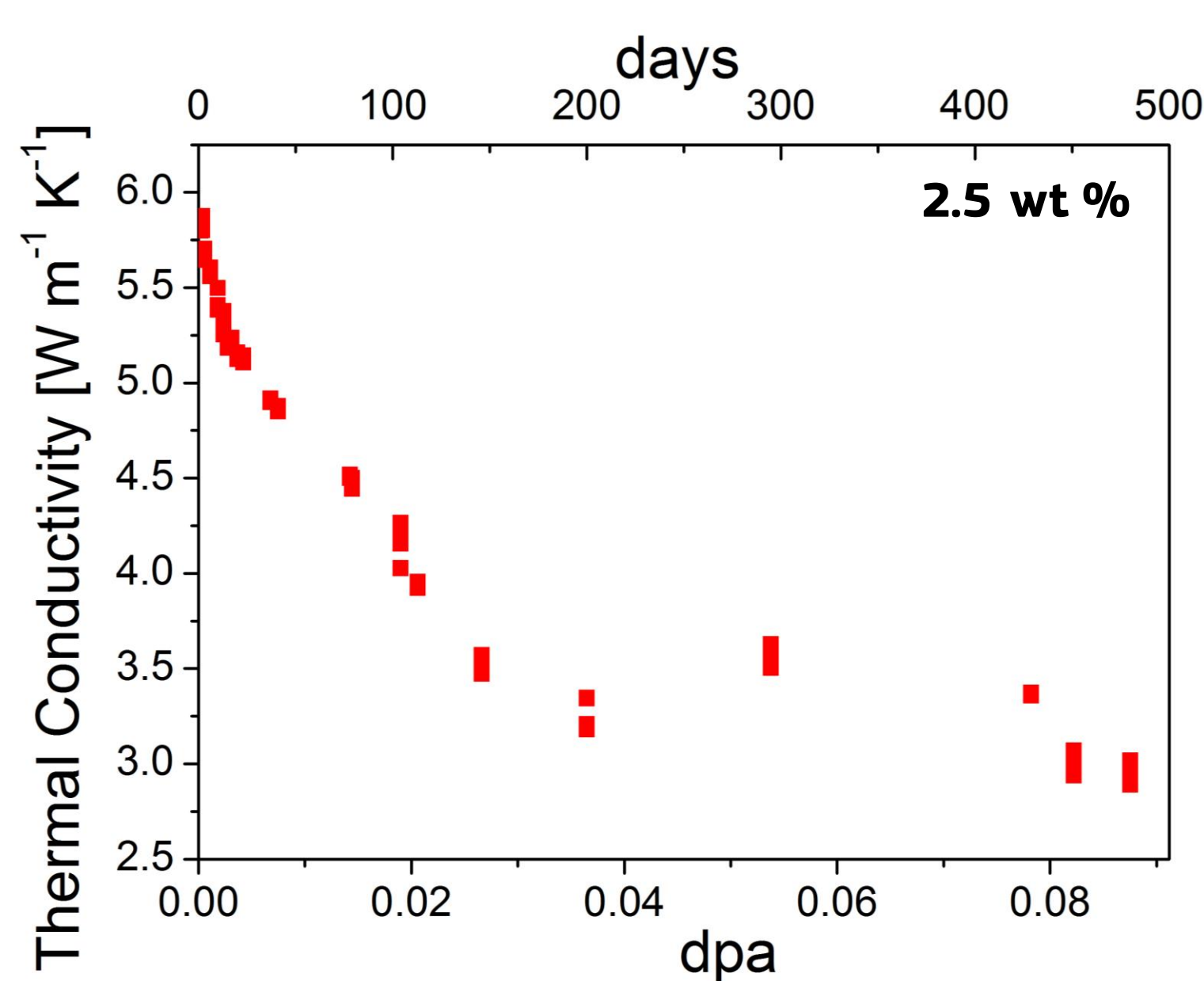


## Periodic characterization

Day 0 = thermal treatment at  $1250 \text{ }^\circ\text{C}$  to anneal all the defects




Damage-induced lattice swelling does not depend on the nominal sample activities.




Thermal conductivity (measured at  $550 \text{ K}$  and corrected for 95 % TD) on a 2.5 wt % sample.

Thermal conductivity is very sensitive to point defects, reaching a floor value when they start to cluster.



TEM picture of a 2.5 wt % sample. At this dpa level, thermal conductivity has already completely degraded.



TEM pictures of 10 wt % samples with increasing dpa. Dislocation loops grow in number and dimension, but do not form tangles at 0.338 dpa yet.

## Summary

- Preparation of  $(\text{U},^{238}\text{Pu})\text{O}_2$  samples with 2 different compositions allows to study the effect of  $\alpha$ -self-irradiation on the thermomechanical properties of nuclear fuel
- Periodic monitoring of lattice parameter (XRD), thermal conductivity (LAF) and microstructure (TEM) shows  $\alpha$ -damage effects having radically different evolutions

## Outlook

- Correlate these observations with other characterization techniques (RAMAN, DSC, KEMS) and (tentative of) defect quantification
- Compare and contrast these results with He-implanted  $\text{UO}_2$

Special thanks to H. Hein, J. Boshoven, K. Popa, S. Stohr, D. Bouexiere, B. Cremer, D. Staicu, E. Dahms, J.-Y. Colle.

European Commission • Joint Research Centre  
Nuclear Safety and Security Directorate [Emanuele.DE-BONA@ec.europa.eu](mailto:Emanuele.DE-BONA@ec.europa.eu)

The European Commission's science and knowledge service  
Joint Research Centre

EU Science Hub: [ec.europa.eu/jrc](http://ec.europa.eu/jrc) @EU\_ScienceHub Joint Research Centre  
EU Science Hub - Joint Research Centre



Joint Research Centre