



HAL
open science

Implication of plant-soil relationships for conservation and restoration of copper-cobalt ecosystems

Michel-Pierre Faucon, Soizig Le Stradic, Sylvain Boisson, Edouard Ilunga Wa Ilunga, Maxime Séleck, Bastien Lange, Delhaye Guillaume, Mylor Shutcha, Olivier Pourret, Pierre Meerts, et al.

► To cite this version:

Michel-Pierre Faucon, Soizig Le Stradic, Sylvain Boisson, Edouard Ilunga Wa Ilunga, Maxime Séleck, et al.. Implication of plant-soil relationships for conservation and restoration of copper-cobalt ecosystems. *Plant and Soil*, 2016, 403 (1-2), pp.153-165. 10.1007/s11104-015-2745-5 . hal-02265594

HAL Id: hal-02265594

<https://hal.science/hal-02265594v1>

Submitted on 10 Aug 2019

HAL is a multi-disciplinary open access archive for the deposit and dissemination of scientific research documents, whether they are published or not. The documents may come from teaching and research institutions in France or abroad, or from public or private research centers.

L'archive ouverte pluridisciplinaire **HAL**, est destinée au dépôt et à la diffusion de documents scientifiques de niveau recherche, publiés ou non, émanant des établissements d'enseignement et de recherche français ou étrangers, des laboratoires publics ou privés.

3

4 **Implication of Plant-soil Relationships for Conservation and Restoration of** 5 **Copper-cobalt Ecosystems**

6

7 **Authors:** Michel-Pierre Faucon^{1*}, Soizig Le Stradic², Sylvain Boisson², Edouard Ilunga wa Ilunga^{2,3}, Maxime
8 Séleck², Bastien Lange^{1,4}, Delhay Guillaume⁴, Mylor Ngoy Shutcha³, Olivier Pourret¹, Pierre Meerts⁴, Grégory
9 Mahy²

10

11 ¹Hydrogeochemical Interactions Soil-Environment (HydrISE) Unit, Institut Polytechnique LaSalle Beauvais
12 (ISAB-IGAL), 15 rue Pierre Wagué, Beauvais 60026, FR

13 ²Biodiversity and Landscape Unit, Biosystem Engineering Department (BIOSE), University of Liège, Gembloux
14 Agro-Bio Tech, 2 Passage des Déportés, Gembloux 5030, BE

15 ³Ecology, Restoration Ecology and Landscape research Unit, Faculty of Agronomy, University of Lubumbashi,
16 Lubumbashi, D.R. Congo

17 ⁴Laboratory of Plant Ecology and Biogeochemistry, Université Libre de Bruxelles, 50
18 Avenue F. Roosevelt, BE-1050 Brussels, BE

19

20 *To whom all correspondence should be addressed. E-mail: michel-pierre.faucon@lasalle-beauvais.fr

21

22 **Abstract**

23 *Background:* Chemical soil factors play an important role in generating and maintaining plant diversity.
24 Naturally metal-enriched habitats support highly distinctive plant communities consisting of many rare and
25 endemic species. Species of these plant communities possess remarkable physiological adaptations and are now
26 being considered key elements in the implementation of green technologies aimed at phytoremediation of
27 contaminated soils and post-mined soils. Several studies have emphasised that industrial mineral extraction
28 results in serious damage to ecosystems and serious threats to human health and leads to the extinction of
29 metallophyte species. In the southeastern Democratic Republic of the Congo (DRC), mining activities represent

30 a threat to the long-term persistence of communities located on metalliferous copper and cobalt outcrops and
31 their associated endemic metallophytes, which are currently considered some of the most critically endangered
32 plants in the world.

33 *Scope:* Plant diversity conservation of metal-rich soils must assess soil-plant relationships at different scales
34 (ecosystems, communities, and populations) to define *in-situ* and *ex-situ* conservation and restoration projects.
35 This paper proposes a review of soil-plant relationships involved in plant diversity and endemism and their
36 implications for biodiversity conservation and restoration.

37

38 **Keywords:** biodiversity conservation, chemical soil factors, endemism, heavy metals, metallophyte, restoration
39 ecology, soil-plant interactions

40

41

42 **Introduction**

43 For decades, ecologists have attempted to understand the relationships between soil properties and plant
44 diversity, as some soils are associated with high richness and endemism in plant species (Whittaker et al. 2001;
45 Escudero et al. 2015). A number of plant diversity hotspots are associated with nutrient-poor environments,
46 notably in the Fynbos in South Africa, the Kwongan in southwestern Australia, and the Campos Rupestres in
47 Brazil (Cowling and Lombard 2002; Hopper and Gioia 2004; Lambers et al. 2010; Laliberté et al. 2013; Lambers
48 2014; Silveira et al. 2015). Regions with naturally metal-rich soils may also exhibit landscape and environmental
49 heterogeneity, promoting high richness and endemism in plant species, such as New Caledonia (Pillon et al.
50 2010), Sabah (Malaysia) (van der Ent et al. 2015a), California (USA) (Brady et al. 2005), Cuba (Borhidi 1996),
51 and southeastern Democratic Republic of Congo (DRC) (Küper et al. 2004; Faucon et al. 2010). The most
52 widespread natural metalliferous outcrops across the world are ultramafic soils rich in nickel (Ni), chromium
53 (Cr), iron (Fe), and magnesium (Mg) (Harrison and Rajakaruna 2011), but natural outcrops rich in Fe,
54 manganese (Mn), copper (Cu), cobalt (Co), and other rare minerals also occur. These metalliferous outcrops
55 support unique vegetation adapted to high metal concentrations (i.e., Ni, Cr, Fe, or Mg) and, in general, nutrient
56 deficiency and cation imbalances. Vegetation occurring in metal-rich habitats may present an important
57 proportion of endemic species (Rajakaruna 2004; Faucon et al. 2010; Arnacker 2011). These endemics
58 significantly contribute to the biodiversity of some regions of the world (Kruckeberg et al. 1985; Jacobi et al.
59 2007; Anacker et al. 2014; van der Ent et al. 2015b). For example, in California, endemic species from
60 ultramafic rock outcrops represent close to 12% of the state endemic flora (Kruckeberg et al. 1990; Safford et al.
61 2005); in New Caledonia, they correspond to almost 60% of the island's indigenous flora (Jaffré 1992).

62 In addition, metallicolous flora represents a remarkable biological resource for eco-technological applications,
63 especially phytoremediation of contaminated soils (Boisson et al. *In press*; Shutcha et al. 2010; Shutcha et al.
64 2015; van der Ent et al. 2015c). Whiting et al. (2004) considered these species an "El Dorado" of genetic
65 material, which could be used for decontamination or ecological restoration of metal-contaminated sites.
66 Implications in eco-technologies are particularly enhanced with the valorisation of metals in biomass from
67 hyper-accumulators in green chemistry (Zn, Ni, Platinum - Pt, Cu, Co, and Manganese - Mn) as catalysts in
68 organic synthesis of molecules of interest (Losfeld et al. 2012; Escande et al. 2014; Grison 2014).

69 As metallicolous vegetation often occurs on economically valuable mineral deposits, many are threatened by
70 quarrying and mining activities (Erskine et al. 2012; Faucon et al. 2011; Whiting et al. 2004). Moreover,

71 extraction processes may lead to the contamination of adjacent nonmetalliferous habitats by industrial wastes
72 (smelts, waste water, etc.), which might impact local plant diversity. Establishment of conservation and/or
73 restoration programmes for plant biodiversity of metal-rich habitats (*in-situ* and *ex-situ* conservation) requires
74 the understanding of relationships between soil and plant diversity. Knowledge of ecological and
75 biogeochemical processes governing ecosystems, communities, and populations is fundamental to defining and
76 applying ecological restoration of disturbed habitats (Palmer et al. 1997).

77 In southeastern DRC, natural copper and cobalt outcrops (Cu-Co outcrops) host remarkable herbaceous
78 communities that comprise the so-called “copper flora”. These outcrops form isolated and scattered hills in a
79 landscape matrix of Miombo woodland (Duvigneaud and Denaeyer-De Smet 1963; Duvigneaud 1959; Fig. 1)
80 (<http://copperflora.org/eflora/>). The Cu-Co outcrops present a variety of habitats according to a variation of
81 edaphic conditions, including the natural Cu-Co contamination level of the soil (Fig. 1). Mineralisation of the
82 parent rocks and geological succession promotes the Cu and Co enrichment of the soils along the slope of the
83 hills with concentrations of bioavailable Cu from 20 to 10,000 mg.kg⁻¹ and Co from 2 to 1,000 mg.kg⁻¹ toward
84 the top of the Cu hills. These plant communities host more than 600 species tolerant to high Co and Cu
85 concentrations (Leteinturier 2002). Among those tolerant species, 57 have been identified as endemic from the
86 Cu-Co outcrops (i.e., Cu-Co endemics). The region, due to its extremely metal-rich subsoil, is currently at the
87 forefront of mining activity. In DRC, 70% of metallophytes taxa (species or genera) are considered critically
88 endangered (i.e., CR) and about 10% would already have disappeared (Faucon et al. 2010; 2012a). In addition,
89 southeastern DRC is one of the principal regions across the world presenting both environmental and public
90 health issues associated with soil, air, and water contaminations resulting from an important Cu, Co, and
91 uranium (U) extraction (Banza et al. 2009; Manda et al. 2010; Cheyns et al. 2014). There is an urgent need to
92 develop conservation measures as well as restoration projects for the biodiversity of Cu and Co outcrops.

93 This paper reviews recent advances in our understanding of relationships between soil and plant diversity in
94 metalliferous outcrops located in southeastern DRC and the implication of these recent advances in defining
95 conservation and restoration strategies for the Cu-Co ecosystems and their associated plant biodiversity.

96

97 **Patterns of Species Richness and Endemism on Copper-cobalt Outcrops**

98 High Cu and Co concentrations in soil are phytotoxic and represent a strong selection pressure for plant species,
99 which may induce ecological isolation and promote the speciation process (Duvigneaud and Denaeyer-De Smet
100 1963; Brooks and Malaisse 1990; Macnair and Gardner, 1998). Among the approximate 600 plant species of
101 flora of Cu-Co outcrops, 32 are strictly Cu-Co endemic (i.e., absolute metallophyte occurring exclusively on Cu-
102 Co rich soils), and 23 are broad Cu-Co endemics (i.e., facultative metallophyte with more than 75% of known
103 populations occurring on Cu-Co rich soils) (Faucon et al. 2010). At outcrop scale, Cu and Co concentrations are
104 a primary determinant of the richness of plant species. Outcrops with the highest Cu and Co concentrations in
105 soil support the lowest total plant species richness (Duvigneaud and Denaeyer-De Smet 1963; Saad et al. 2012;
106 Séleck et al. 2013). This pattern is in contrast to the richness of endemic metallophyte, which rises with the
107 increase of Cu and Co concentration in the soil (Saad et al. 2012; Séleck et al. 2013). At the landscape scale, the
108 spatial configuration of Cu-Co outcrops influences the richness of Cu-Co endemics of species. In a recent study
109 of 34 Cu-Co outcrops varying in size (0.2 ha to 27.3 ha) and geographical isolation in a 30*20 km landscape,
110 Ilunga wa Ilunga et al. (unpublished results) demonstrated that Cu-Co endemic richness is positively correlated
111 to the site surface, which might be associated with higher habitat diversity. Using species accumulation curves, it
112 was demonstrated that the three largest outcrops encapsulate the total Cu-Co endemic richness (25 taxa) of the
113 landscape, whereas at least 15 small Cu-Co outcrops are necessary to reach the same endemic richness.

114 How does endemic metallophyte richness in southeastern DRC compare with other metallicolous floras? The
115 proportion of strict metallophyte endemic in the copper flora, estimated at 5%, is obviously low when compared
116 with ultramafic floras of California, Cuba, and New Zealand but is rather similar to ultramafic floras of Italy or
117 Great Dyke (Fig. 2). Endemic richness and the endemism percentage depend on a combination of different
118 variables (Harrison et al. 2006). The history of geographical isolation is important to explain endemism patterns.
119 Cuba and New Caledonia are oceanic islands with a long history of geographical isolation resulting in a high
120 global level of endemism (Fig. 2). The age of exposure of metalliferous outcrops may also be an important factor
121 to explain the proportion of endemics in a metallicolous flora (Harrison et al. 2004). Copper mineralisation in
122 southeastern DRC dates from the late Cambrian period (about 620 myr, François 1973), but Cu-Co rich rocks
123 have been exposed to plant colonisation for a much shorter period. Recent data indicate 2–3 myr as a likely age
124 for Cu-Co outcrops (De Putter et al. 2010). This is similar to the age of exposure of California ultramafic
125 outcrops (Harrison et al. 2004). Vegetation modification due to palaeoclimate variation might also be relevant to

126 explain the endemism level in metalicolous floras. During the Holocene, tropical Africa experienced dramatic
127 climate fluctuations, including a dry-cool period about 18,000 cal yr BP (Van Zinderen et al. 1988, Vincens et al.
128 2005), with a deglacial period between 16,500 and 12,300 cal yr BP, including a retreat of montane elements at
129 higher altitudes on the plateau under warmer conditions. This led to evolutionary divergences between
130 populations isolated on the Cu-Co outcrops. These relatively recent divergences might explain the low
131 percentage of endemic species observed in the copper flora. The close morphological resemblance between Cu-
132 Co endemic plant species and more widespread counterparts, such as *Vigna dolomitica* and *V. reticulata* (Maxted
133 et al. 2004), *Crotalaria peschiana* and *C. subcaespitosa* (Polhill 1982), *Acalypha cupricola*, *A. fuscescens*, and
134 *A. dikuluwensis* (Levin et al. 2007), and *Silene burchellii* and *S. cobalticola* (Malaisse 1983), suggests that the
135 speciation processes may be ongoing in the southeastern DRC region. This also supports the hypothesis that
136 most of Cu-Co endemic species are neo-endemics (Malaisse 1983; Brooks et al 1985; 1990). This implies a
137 recent divergence under intense ecological isolation (Macnair and Gardner 1998; Rajakaruna 2004). Another
138 factor that may contribute to the low metallophyte endemism in southeastern DRC is the relatively low total
139 surface of mineralised soils. Based on a typical site surface of a few tenths of a hectare, the total area of the Cu-
140 Co outcrops may not exceed 100 km², which is a small surface compared to the thousands of km² of ultramafic
141 soil existing in California, Cuba, or New Caledonia (Harrison and Rajakaruna 2011). Eventually, ecological
142 isolation and selective forces acting on populations occurring on Cu-Co rich soils may be overestimated. Unlike
143 ultramafic soils, Cu-Co rich soils of southeastern DRC are relatively rich in nutrients (P, Ca, and Mg) (Faucon et
144 al. 2011; Séleck et al. 2013), and Cu soil toxicity might be mitigated by organic matter and other metals in
145 oxidated forms (Lange et al. 2014; Pourret et al. 2015).

146 Even if metal-rich habitats are favourable environments for evolutionary divergence, the exceptionally high
147 endemism occurring in such habitats remains intriguing (Kay et al. 2011). Intrinsic characteristics of metal-
148 tolerant taxa may be responsible for the limitation of their ecological niche. One hypothesis for high endemism
149 in metal-rich habitats might be a low ability of metallophyte to colonise non-metalliferous habitats due to
150 constitutive needs in metals (Tadros 1957; Kay et al. 2011). For some Cu-Co endemic taxa, it has been
151 demonstrated that biomass and fitness increase with Cu concentration in soil (Chipeng et al. 2009). Metal
152 tolerance may also represent an adaptive cost responsible for a disadvantage of metallophyte in non-
153 metalliferous soils (Wu 1990; Macnair et al. 2000) with a reduced competitive ability of metallophyte in non-
154 metalliferous habitats. Some studies support the hypothesis that the restricted distribution of metallophyte on

155 metal-rich soils could be due to their low resistance to pathogens. Metal toxicity constitutes a strong selection
156 pressure against pathogens and herbivores, limiting pathogen and herbivory pressures on metallophytes (Noret et
157 al. 2005). As a result, metal tolerant taxa may also be characterised by a decrease in defence against herbivory
158 and pathogens, which could limit their colonisation of non-metalliferous habitats (Faucon et al. 2012b; Kazakou
159 et al. 2008). Very few data exist for Cu flora, but it has been shown that the Cu-Co endemic *Crepidorhopalon*
160 *perennis* is able to grow on substrate without Cu only in axenic conditions (i.e., without soil biota) (Faucon et al.
161 2012b). However, this hypothesis is still controversial because some species of bacteria and fungi are perfectly
162 adapted to metal-rich soils (Wakelin et al. 2014; Stefanowicz et al. 2008).

163 As a result of the complex interactions among physiological, ecological, and evolutionary factors, the ecological
164 niches of Cu-Co endemic from southeastern DRC vary widely (Faucon et al. 2011; 2012a). Congeneric species
165 may present highly distinct edaphic niches. *Crepidorhopalon perennis* (P.A. Duvigneaud) Eb. Fisch.
166 (Linderniaceae), a Cu-Co endemic, occurs on soils richer in Cu compared to its pseudo-metallophyte congener
167 *C. tenuis* (S. Moore) Eb. Fisch. (Faucon et al. 2011; 2012b). Boisson et al. (unpublished results) recently
168 demonstrated that among eight Cu-Co endemic species present on the same Cu-Co outcrops, five have their
169 optimum niches in the lowest concentrations of Cu ($< 300 \text{ mg Cu.kg}^{-1}$) and Co (55 mg Co.kg^{-1}) and only two
170 have their optimum niches in the highest concentrations of Cu ($> 5,000 \text{ mg Cu.kg}^{-1}$). Species with their
171 optimums in the higher Cu/Co concentrations also present the largest Cu/Co niche width. Ilunga wa Ilunga et al.
172 (2013) found a similar pattern for non-endemic tolerant species on a Cu-Co outcrop in southeastern DRC. In
173 addition, Ilunga wa Ilunga et al. (2013) demonstrated niche differentiation in relation to physical soil
174 characteristics, namely rock cover and percentage of stones in the soil.

175 **Soil and Plant Communities' Co-variation.**

176 The physiognomy of vegetation varies on Cu-Co outcrops from the top to the bottom along a topographical
177 gradient corresponding roughly to the Cu/Co gradient (Fig. 1). At the top, chasmophytic vegetation generally
178 develops on poorly mineralised rocks (i.e., plant communities colonising the cracks and fissures of low
179 mineralised rock with Cu concentrations of $250\text{-}900 \text{ mg kg}^{-1}$). Steppe vegetation colonises the upper part of the
180 outcrops with the highest Cu soil concentrations (ranging from $3,500$ to $10,000 \text{ mg kg}^{-1}$). Finally, steppic
181 savannah vegetation develops on the intermediate and foothill slopes and flat periodically flooded savannahs
182 (dembo) at the bottom of the outcrops with Cu concentrations varying from 100 to $3,500 \text{ mg kg}^{-1}$ (Duvigneaud

183 and Denaeyer-De Smet 1963; Brooks et al. 1985; Saad et al. 2012; Séleck et al. 2013) (Fig. 1). However,
184 vegetation proved to be more complex than a simple succession of physiognomic plant formations along
185 correlated Cu and Co gradients. More detailed studies revealed a mosaic of plant communities differing in
186 species assemblages within and among Cu-Co outcrops (Saad et al. 2012; Séleck et al. 2013; Ilunga wa Ilunga et
187 al. 2013).

188 Although (extractable) Cu and Co soil concentrations are the main factors correlated to variation in species
189 composition among plant communities on Cu-Co outcrops, the mosaic of plant communities is also related to
190 complex variations of other inter-correlated chemical factors. For example, in addition to differences in Cu-Co
191 concentrations, steppic communities present higher values for pH, C, N, and extractable Ca and P (acetate-
192 EDTA) and lower values for the C:N ratio and extractable Fe and K concentrations compared to steppic
193 savannah communities. Besides the potential direct effect on species assemblages, soil factors, such as pH, C, Ca
194 and Mn, can also contribute indirectly to floristic variation and heterogeneity of plant communities in Cu
195 outcrops (Saad et al. 2012; Ilunga wa Ilunga et al. 2013; Séleck et al. 2013) because they can influence Cu and
196 Co availability and toxicity (Lange et al. 2014; Pourret et al. 2015). Cobalt has a high affinity for manganese
197 oxides (MnOx). A higher MnOx concentration in soil can decrease Co availability and toxicity (Collins et al.
198 2011). In the same way, high concentrations of iron oxides and organic matter in soils can reduce Cu availability
199 (Kabala et al. 2001). Characterisation of metal speciation in soils also suggests a strong relationship between Cu
200 and Co speciation in soils and structures of plant communities on a single Cu-Co outcrop (Fig. 3). A steppe
201 community (Community 3 in Fig. 3) is associated with high concentrations of Cu and Co fractions that are
202 considered available (i.e., Cu-Free, Cu-FeOx (Cu-iron oxides), Cu-MnOx, Co-Free, and Co-FeOx) (Lange et al.
203 2014). A second steppe community (Community 2 in Fig. 3) presents the highest concentrations of unavailable
204 Cu and Co fractions (i.e., Cu-OM and Co-MnOx) and less Cu-Co-tolerant species. Variation of Cu and Co
205 chemical forms in soils may create spatial heterogeneity of soil properties that promotes a diversity of plant
206 assemblages (Fig. 4). It may be hypothesised that the diversity of Cu and Co chemical forms in soil decreases
207 metal availability and toxicity and promotes plant species diversity.

208 Nutrient content does not seem restrictive for the vegetation of Cu-Co outcrops; the amount of the essential
209 macronutrients is higher on Cu-Co outcrops than on non-metalliferous soils in southeastern DRC (Saad et al.
210 2012; Séleck et al. 2013). This differs from ultramafic soils where deficiencies in N, P, K, and Ca have been
211 suggested as a potential reason for limited plant productivity (O'Dell et al. 2006; Whittaker 1954). It can be thus

212 inferred that selection pressure may be more strongly influenced by metal toxicity than by a high variation of
213 nutrient content. However, the covariation of plant communities with nutrients, partly independent from metal
214 availability (Seleck et al. 2013), suggests the need for a deeper exploration of the effect of N and P through the
215 examination of the variation of the foliar N:P ratio and experimentation on P limitations along a Cu/Co gradient,
216 where both the diversity and productivity of plant species should be measured (Aerts and Chapin 1999).

217 Variations of Cu and Co concentrations in soil also involve variations in trait responses of plant species. Delhaye
218 et al. (unpublished results) showed that the gradient of soil metal concentrations is associated with a pattern of
219 trait substitution rather than high intraspecific trait variation. At the community-level, trait variation results in a
220 shift in the abundances of various life forms. Xylopod species (i.e., with underground storage organs) are
221 dominant in the lower part of the Cu-Co outcrops in communities occurring on deeper soils that are less rich in
222 metal, whereas annual species are dominant in the upper part of the Cu-Co outcrop in communities located on
223 more shallow soils with high metal concentrations (Séleck et al. 2013).

224

225 **Implication of Plant-soil Relationships for Conservation and Restoration of Plant Biodiversity in Cu-Co** 226 **Outcrops in Southeastern DRC**

227 The first strategy from a biodiversity conservation point of view would include the preservation of a proportion
228 of Co-Cu outcrops in protected areas. As demonstrated by endemism patterns at the landscape scale, the
229 preservation of a limited number of Cu-Co outcrops occurring in southeastern DRC should allow the
230 conservation of a set of populations of most Cu-Co endemic species. In contrast, the preservation of the diversity
231 of plant communities in untouched protected Cu-Co outcrops will be far more challenging. The high diversity of
232 plant communities as well as the variability of plant assemblages among outcrops would need to preserve a large
233 proportion of Cu-Co outcrops if ecosystem diversity must be addressed. This may turn out to be a limited and
234 economically unrealistic option, considering the increasing demand for Cu and Co in the world and the high
235 contribution of the Cu-Co market to the economy of the DRC.

236 A valuable alternative to preserving the extraordinary biological heritage of Cu-Co outcrops is to set up, prior to
237 ecological restoration and rehabilitation of sites at mine closure, an *ex-situ* conservation strategy at the level of
238 plant communities with topsoil and community translocation and at the level of individual species with
239 translocation of individuals in restored habitats, conservation and multiplication in botanical gardens, and long

240 term *ex-situ* seed banks for most characteristic species (<http://www.copperflora.org>; Conservation; Godefroid et
241 al. 2013) (Fig. 5).

242 In this review, we have highlighted that extractable Cu-Co soil concentrations and other edaphic soil factors (i.e.,
243 pH, C, N, Ca, Mn, and Fe) are the main drivers structuring plant communities, and their variation is partly
244 responsible for the heterogeneity of communities observed at the scale of the Cu-Co outcrops. Alteration and/or
245 modifications of edaphic conditions of Cu-Co outcrops therefore have important consequences on vegetation
246 composition and structure. Plant communities of Cu-Co outcrops are poorly or not resilient to strong
247 anthropogenic disturbances, such as mineral extraction, made either by artisanal miners or mining companies
248 (Ilunga wa Ilunga et al. 2015). The comparison, in terms of species composition and/or abundance of functional
249 traits, between primary plant communities occurring on Cu-Co outcrops and secondary plant communities
250 resulting from the re-colonisation of disturbed areas (i.e., altered areas after mineral extraction with potentially
251 deposition of mining waste) did not show any functional resilience of the primary communities, even after 30
252 years of degradation by mining (Faucon et al. 2011; Ilunga wa Ilunga et al. 2015). Conservation or restoration of
253 the soil factors is therefore necessary and crucial to conserve plant community on Cu-Co outcrops.

254 Plant community translocation projects through the transfer of topsoil and vegetation mats have been set up in
255 southeastern DRC by Tenke Fungurume Mining, a mining company (Fig. 5). The initial results of these
256 translocations demonstrate that vegetation mat translocation is the most efficient method to preserve the
257 biodiversity of Cu-Co outcrops compared to topsoil transfer (Le Stradic et al. *In press*). In contrast to topsoil
258 transfer, vegetation mat translocation allows transference of numerous species with fewer non-target species,
259 probably due to a higher competition with the already established vegetation. For steppic savannahs, the seed
260 bank is poor in species and seeds, and little emergence of target species (i.e., copper flora species) occurs in the
261 topsoil, while ruderal species quickly colonise bare ground areas. Results are more encouraging for the steppe,
262 given that high metal concentrations (i.e., Cu and Co) appear to limit the development of ruderal species, and a
263 greater number of annual species provides a more rapid vegetation cover from the first year with some target
264 species of copper flora (i.e., species present in the pristine Cu-Co communities), such as *Bulbostylis cupricola*
265 Goetgh. or *Haumaniastrum robertii* (Robyns) P.A. Duvign. and Plancke. Steppic communities present shallow
266 soils, favouring the transfer of the plant community without root damage. In contrast, vegetation mat
267 translocation failed to transfer structuring xylopod species (i.e., dominant species) with important underground
268 systems, such as *Cryptosepalum maraviense* (Fabaceae). The absence of xylopods in translocated ecosystems

269 may modify underground competition relationships within the community and promote the dominance of
270 Poaceae species. While edaphic conditions are essential in order to restore Cu-Co communities properly, biotic
271 filters and species interactions are also necessary to structure plant communities occurring on Cu-Co outcrops,
272 and more research on this topic is necessary.

273 *Ex-situ* conservation of individual species also introduces great challenges. In this review, we have highlighted
274 interspecific variations in realised ecological niches of Cu-Co endemics in relation to Cu and Co concentrations
275 in soils but also other chemical and physical soil factors. This suggests that conservation strategies need to be
276 species-specific and cannot be generalisable for all endemic metallophytes, particularly if the aim of the *ex-situ*
277 conservation strategy is reintroducing and self-sustaining populations in restored habitats. In the short term,
278 detailed studies are needed to characterise both the fundamental and realised niches of endemic metallophytes
279 from Cu-Co outcrops (Schenk 2008). Characterisation of the fundamental niches of Cu-Co endemics (i.e., the
280 physiological tolerance of a species in the absence of biotic interactions) will be crucial to developing *ex-situ*
281 conservation and multiplication programmes in botanical gardens before reintroduction in restored habitats.

282 Although species conservation priorities are generally based on rarity and species extinction threats (IUCN
283 criteria), conservation strategies for Cu-Co metallophytes should also integrate the conservation of genetic
284 diversity within the region. Some genetic variation of adaptive traits exists between populations of the same
285 species. Genetic variation between populations of Cu tolerance and accumulation has been demonstrated in two
286 pseudo-metallophytes, *Crepidorhapon tenuis* and *Haumaniastrum katangense* (Faucon et al. 2012b; Peng et al.
287 2012). This genetic variability of Cu tolerance and accumulation is an opportunity to select the most tolerant
288 populations and define phytoremediation processes (phytoextraction or phytostabilisation).

289 **Conclusion**

290 This review highlights advances in knowledge of plant diversity of natural Cu-Co outcrops at different scales or
291 ecological levels (flora, ecosystems, plant species communities, and plant populations) in order to provide
292 guidelines and identify knowledge gaps to define biodiversity conservation programmes. In mining regions
293 where there is an obvious conflict of interest between economically important mining activities and conservation
294 of plant biodiversity of natural metalliferous outcrops, there is an urgent need to define science-based strategies
295 for biodiversity conservation, including *in-situ* and *ex-situ* approaches, ecosystem reconstruction, and post-
296 mining restoration (Fig 5). *Ex-situ* conservation prior to mining activities could be undertaken on available areas

297 adjacent to mineralised outcrops with Cu-Co rich soils or Cu-Co enriched soils. Plant diversity, especially
298 metallophytes, even in *ex-situ* conservation areas, is a genuine resource for phytoremediation of degraded post-
299 mining areas. Future challenges are to conciliate biodiversity conservation and ecological engineering for
300 phytoremediation of Cu-Co contaminated soils generated by mining activities. This goal will be reached only if a
301 strong cooperation between scientists, field conservationists, and mining companies is set up. Considering the
302 urgency of the situation, scientific studies should be a full part of conservation strategies. In turn, learning from
303 true conservation experience needs to be designed now (research by design) and will be a key method for
304 increasing our scientific knowledge of this exceptional biological resource.

305 **Acknowledgments**

306 The authors are grateful to Hans Lambers and Etienne Laliberté (School of Plant Biology, University of Western
307 Australia) and Antony van der Ent (Centre for Mined Land Rehabilitation, University of Queensland) for
308 relevant comments and language revision of the manuscript. University of Lubumbashi and the NGO
309 Biodiversité au southeast DRC (BAK) are gratefully acknowledged for the welcome given to MPF. We thank the
310 company Tenke Fungurume Mining (TFM) for the logistic and financial support to conduct part of our study and
311 the Fonds de la Recherche dans l'Industrie et dans l'Agriculture (FRIA) of the FNRS (Fonds National de la
312 Recherche Scientifique), Belgium for their financial support.

313

314 **References**

315 Aerts R, Chapin FS (1999) The mineral nutrition of wild plants revisited: a re-evaluation of processes and
316 patterns. *Adv. Ecol. Res.* 30:1-67

317 Anacker BL (2011) Phylogenetic Patterns of Endemism and Diversity. In: Harrison, S.P., Rajakaruna, N. eds.
318 *Serpentine: The Evolution and Ecology of a Model System*. University of California Press, Berkeley, 49–79.

319 Anacker BL, Klironomos JN, Maherali H, Reinhart KO, Sharon YS (2014) Phylogenetic conservatism in plant-
320 soil feedback and its implications for plant abundance. *Ecol. Lett.* 16:1613–1621

321 Baker A, Brooks R, Pease A, Malaisse F (1983) Studies on copper and cobalt tolerance in three closely related
322 taxa within the genus *Silene* L.(Caryophyllaceae) from Zaïre. *Plant Soil* 385:377–385

323 Banza CLN, Nawrot TS, Haufroid V, Decrée S, De Putter T, Smolders E, Kabyla BI, Luboya ON, Ilunga AN,
324 Mutombo AM, Nemery B (2009) High human exposure to cobalt and other metals in South-East DRC, a mining
325 area of the Democratic Republic of Congo. *Environ. Res.* 109:745–52

326 Boisson S, Le Stradic S, Collignon J, Malaisse F, Shutcha MN, Faucon M-P, Mahy G (2015) Potential of
327 copper-tolerant grasses to implement phytostabilisation strategies on polluted soils in South D. R. Congo.
328 *Environ Sci Pollut Res.* In press. doi: 10.1007/s11356-015-5442-2

329 Brady KU, Kruckeberg AR, Bradshaw JHD (2005) Evolutionary Ecology of Plant Adaptation To Serpentine
330 Soils. *Annu. Rev. Ecol. Evol. Syst.* 36:243–266

331 Brooks RR (1987) Serpentine and its vegetation: a multidisciplinary approach, Ecology, phytogeography &
332 physiology series. Dioscorides Press, Portland, OR

333 Brooks RR, Malaisse F (1985) The Heavy Metal Tolerant Flora of Southcentral Africa: a mutlidisciplinary
334 approach. A.A. Balkema, Rotterdam.

335 Brooks RR, Malaisse F (1990) Metal-enriched sites in south central africa. In: Shaw, J. ed. Heavy Metal
336 Tolerance in Plants: Evolutionary Aspects. CRC Press, Inc, New York, 53–71.

337 Borhidi A (1996) Phytogeography and vegetation ecology of Cuba.

338 Cheyns K, Banza Lubaba Nkulu C, Ngombe LK, Asosa JN, Haufroid V, De Putter T, Nawrot T, Kimpanga CM,
339 Numbi OL, Ilunga BK, Nemery B, Smolders E (2014) Pathways of human exposure to cobalt in South-East
340 DRC, a mining area of the DR Congo. *Sci. Total Environ.* 490:313–321

341 Chipeng FK, Hermans C, Colinet G, Faucon M-P, Ngongo M, Meerts P, Verbruggen N (2009) Copper tolerance
342 in the cuprophyte *Haumaniastrum katangense* (S. Moore) P.A. Duvign. & Plancke. *Plant Soil* 328:235–244

343 Collins RN, Kinsela AS (2011) Pedogenic factors and measurements of the plant uptake of cobalt. *Plant Soil*
344 339:499–512

345 Cowling RM, Lombard AT (2002) Heterogeneity, speciation/extinction history and climate: explaining regional
346 plant diversity patterns in the Cape Floristic Region. *Divers. Distrib.* 8:163-179

347 De Putter T, Mees F, Decrée S, Dewaele S (2010) Malachite, an indicator of major Pliocene Cu remobilization
348 in a karstic environment (South-East DRC, Democratic Republic of Congo). *Ore Geol. Rev.* 38:90–100

349 Duvigneaud P (1959) Plantes cobaltophytes dans le Haut South-East DRC. *Bull. la Société R. Bot. Belgique*
350 91:111–134

351 Duvigneaud P, Denaeyer-De Smet S (1963) Cuivre et végétation au South-East DRC. *Bull. la Société R. Bot.*
352 *Belgique.* 96:93–224

353 Erskine P, Van der Ent A, Fletcher A (2012) Sustaining metal-loving plants in mining regions. *Science*
354 337:1172-1173

355 Escande V, Olszewski T, Grison C (2014) From biodiversity to catalytic diversity: how to control the reaction
356 mechanism by the nature of metallophytes. *Environ. Sci. Pollut. Res.:*1-14

357 Escudero A, Palacio S, Maestre FT, Luzuriaga AL (2015) Plant life on gypsum: a review of its multiple facets.
358 *Biol. Rev.* 90:1-18

359 Faucon M-P, Tshilong BM, Van Rossum F, Meerts P, Decocq G, Mahy G (2012a) Ecology and Hybridization
360 Potential of Two Sympatric Metallophytes, the Narrow Endemic *Crepidorhopalon perennis* (Linderniaceae) and
361 its More Widespread Congener. *Biotropica* 44:454–462

362 Faucon M.-P, Chipeng F, Verbruggen N, Mahy G, Colinet G, Shutcha M, Pourret O, Meerts P (2012b) Copper
363 tolerance and accumulation in two cuprophytes of South Central Africa: *Crepidorhopalon perennis* and *C. tenuis*
364 (Linderniaceae). *Environ. Exp. Bot.* 84:11–16

365 Faucon M.-P, Colinet G, Mahy G, Ngongo Luhembwe M, Verbruggen N, Meerts P (2009) Soil influence on Cu
366 and Co uptake and plant size in the cuprophytes *Crepidorhopalon perennis* and *C. tenuis* (Scrophulariaceae) in
367 SC Africa. *Plant Soil* 317:201–212

368 Faucon M.-P, Meersseman A, Shutcha M, Mahy G, Luhembwe MN, Malaisse F, Meerts P (2010) Copper
369 endemism in the Congolese flora: a database of copper affinity and conservational value of cuprophytes. *Plant*
370 *Ecol. Evol.* 143:5–18

371 Faucon M-P, Parmentier I, Colinet G, Mahy G, Ngongo Luhembwe M, Meerts P (2011) May Rare
372 Metallophytes Benefit from Disturbed Soils Following Mining Activity? The Case of the *Crepidiorhapon tenuis*
373 in South-East DRC (D. R. Congo). *Restor. Ecol.* 19:333–343

374 François A., 1973. L'extrémité occidentale de l'Arc Cuprifère Shabien. Etude géologique-Département de
375 géologie de la Gécamines, Likasi (République du Zaïre).

376 Godefroid S, Van de Vyver A, Massengo Kalenga W, Handjila Minengo G, Rose C, Ngongo Luhembwe M,
377 Vanderborcht T, Mahy G (2013) Germination capacity and seed storage behaviour of threatened metallophytes
378 from the South-East DRC copper belt (DR Congo): implications for ex situ conservation. *Plant Ecol. Evol.*
379 146:183–192

380 Grison C (2014) Combining phytoextraction and ecocatalysis: a novel concept for greener chemistry, an
381 opportunity for remediation. *Environ. Sci. Pollut. Res.* 1–3

382 Harrison S, Rajakaruna N (Eds.) (2011) *Serpentine: the evolution and ecology of a model system*. Univ of
383 California Press

384 Harrison S, Safford HD, Grace JB, Viers JH, Davies KF (2006) Regional and local species richness in an insular
385 environment: serpentine plants in California. *Ecol. Monogr.* 76:41-56

386 Harrison S, Safford H, Wakabayashi J (2004) Does the Age of Exposure of Serpentine Explain Variation in
387 Endemic Plant Diversity in California? *Int. Geol. Rev.* 46:235–242

388 Hayes P, Turner BL, Lambers H, Laliberté E (2014) Foliar nutrient concentrations and resorption efficiency in
389 plants of contrasting nutrient-acquisition strategies along a 2-million-year dune chronosequence. *J of ecology*
390 102:396-410.

391 Hopper SD, Gioia P (2004) The southwest Australian floristic region: evolution and conservation of a global hot
392 spot of biodiversity. *Annu. Rev. Ecol. Evol. Syst.* 623-650

393 Ilunga wa Ilunga E, Séleck M, Colinet G, Meerts P, Mahy G (2013) Small-scale diversity of plant communities
394 and distribution of species niches on a copper rock outcrop in Upper South-East DRC, DR Congo. *Plant Ecol.*
395 *Evol.* 146:173–182

396 Ilunga wa Ilunga E, Mahy G, Piqueray J, Séleck M, Shutcha M, Meerts P, Faucon M-P (2015) Plant functional
397 traits as a promising approach for the ecological restoration of degraded tropical metal-rich habitats and
398 revegetation of metal-rich bare soils. *Ecol. Eng.* 82: 214-221

399 Jacobi CM, Do Carmo FF, Vincent RC, Stehmann JR (2007) Plant communities on ironstone outcrops: a diverse
400 and endangered Brazilian ecosystem. *Biod. Cons.* 16: 2185-2200

401 Kabala C, Singh BR (2001) Fractionation and mobility of copper, lead, and zinc in soil profiles in the vicinity of
402 a copper smelter. *J. Environ. Qual.* 30:485–492

403 Kay KM, Ward KL, Watt LR, Schemske DW (2011) Plant speciation. *Serpentine: the evolution and ecology of a*
404 *model system*, 71-96

405 Kazakou E, Dimitrakopoulos PG, Baker AJM, Reeves RD, Troumbis AY (2008) Hypotheses, mechanisms and
406 trade-offs of tolerance and adaptation to serpentine soils: From species to ecosystem level. *Biol. Rev.* 83:495–
407 508

408 Kruckeberg AR, Rabinowitz D (1985) Biological Aspects of Endemism in Higher Plants. *Annu. Rev. Ecol. Syst.*
409 16:447–479

410 Kruckeberg AR, Kruckeberg A (1990) Endemic metallophytes: their taxonomic, genetic and evolutionary
411 attributes. In: Shaw, J. ed. *Heavy Metal Tolerance in Plants: Evolutionary Aspects*. CRC Press Inc, New York,
412 301–312

413 Küper W, Sommer JH, Lovett JC, Mutke J, Linder HP, Beentje HJ, Sylva R, Van Rompaey A-R, Chatelain C,
414 Sosef M, Barthlott W (2004) Africa's hotspots of biodiversity redefined. *Ann. Mo. Bot. Gard.* 525-535

415 Laliberté, E., Grace, J. B., Huston, M. A., Lambers, H., Teste, F. P., Turner, B. L., & Wardle, D. A. (2013). How
416 does pedogenesis drive plant diversity? *Trends Ecol. Evol.* 28:331-340

417 Lambers H, ed (2014) *Plant Life on the Sandplains in Southwest Australia, a Global Biodiversity Hotspot*.
418 University of Western Australia Publishing, Crawley, Australia.

419 Lambers H, Brundrett MC, Raven JA, Hopper SD (2010) Plant mineral nutrition in ancient landscapes: high
420 plant species diversity on infertile soils is linked to functional diversity for nutritional strategies. *Plant Soil*
421 334:11-31

422 Lange B, Faucon M-P, Meerts P, Shutcha M, Mahy G, Pourret O (2014) Prediction of the edaphic factors
423 influence upon the copper and cobalt accumulation in two metallophytes using copper and cobalt speciation in
424 soils. *Plant Soil* 379:275–287

425 Le Stradic S, Séleck M, Lebrun J, Boisson S, Handjila G, Faucon MP, Mahy G (2016) Comparison of
426 translocation methods to conserve metallophyte communities in the Katangan copperbelt, DRC. *Environ. Sci.*
427 *Pollut. Res.* In press

428 Levin GA, Morton JK, Robbrecht E (2007) Two New Species of *Acalypha* (Euphorbiaceae) from
429 Tropical Africa, and a Review of Some Robyns Names for Cupricolous Plants From the Democratic Republic of
430 the Congo. *Syst. Bot.* 32:576–582

431 Leteinturier B (2002) Evaluation du potentiel phytocénotique des gisements cuprifères d’Afrique centro-australe
432 en vue de la phytoremédiation de sites pollués par l’activité minière. PhD. Thesis, Faculté des Sciences
433 agronomiques de Gembloux, Belgium

434 Losfeld G, Escande V, Jaffré T, L’Huillier L, Grison C (2012) The chemical exploitation of nickel
435 phytoextraction: an environmental, ecologic and economic opportunity for New Caledonia. *Chemosphere*
436 89:907–10

437 Macnair M, Gardner M (1998) The Evolution of Edaphic Endemics. In: Howard, D., Berlocher, S. eds. *Endless*
438 *Forms. Species and Speciation.* Oxford University Press, New York, 157–171

439 Malaisse F (1983) Phytogeography of the copper and cobalt flora of Upper Shaba (Zaire), with emphasis on its
440 endemism, origin and evolution mechanisms. *Bothalia* 14:497–504

441 Manda B, Colinet G, André L (2010) Evaluation de la contamination de la chaîne trophique par les éléments
442 traces (Cu, Co, Zn, Pb, Cd, U, V et As) dans le bassin de la Lufira supérieure (South-East DRC). *Tropicultura*
443 246–252

444 Maxted N, Mabuza Dlamini P, Moss H, Padulosi S, Jarvis A, Guarino L (2004) An ecogeographic study:
445 African Vigna

446 Noret N, Meerts P, Tolrà R, Poschenrieder C, Barceló J, Escarre J (2005) Palatability of *Thlaspi caerulescens* for
447 snails: influence of zinc and glucosinolates. *New Phytol.* 165:763–71

448 O'Dell RE, James JJ, Richards JH (2006) Congeneric serpentine and nonserpentine shrubs differ more in leaf
449 Ca:Mg than in tolerance of low N, low P, or heavy metals. *Plant Soil* 280: 49-64

450 Oksanen A.J., Blanchet F.G., Kindt R., Minchin P.R., Hara R.B.O., Simpson G.L., Soly- P., Stevens M.H.H. &
451 Wagner H., 2011. Package “vegan .”

452 Palmer MA, Ambrose RF, Poff NLR (1997) Ecological theory and community restoration ecology. *Restor. Ecol.*
453 5:291–300

454 Peng H, Wang-Müller Q, Witt T, Malaisse F, Küpper H (2012) Differences in copper accumulation and copper
455 stress between eight populations of *Haumaniastrum katangense*. *Environ. Exp. Bot.* 79:58–65

456 Pillon Y, Munzinger J, Amir H, Lebrun M (2010). Ultramafic soils and species sorting in the flora of New
457 Caledonia. *J. of Ecol.* 98:1108-1116

458 Polhill RM (1982) *Crotalaria* in Africa and Madagascar. Taylor & Francis.

459 Pourret O, Lange B, Houben D, Colinet G, Shutcha M, Faucon M-P (2015) Modeling of cobalt and copper
460 speciation in metalliferous soils from South-East DRC (Democratic Republic of Congo). *J. Geochemical Explor.*
461 149:87–96

462 Rajakaruna N (2004) The Edaphic Factor in the Origin of Plant Species. *Int. Geol. Rev.* 46:471–478

463 Saad L, Parmentier I, Colinet G, Malaisse F, Faucon M-P, Meerts P, Mahy G (2012) Investigating the
464 Vegetation-Soil Relationships on the Copper-Cobalt Rock Outcrops of South-East DRC (D. R. Congo), an
465 Essential Step in a Biodiversity Conservation Plan. *Restor. Ecol.* 20:405–415

466 Safford H, Viers J, Harrison S (2005) Serpentine endemism in the California flora: a database of serpentine
467 affinity. *Madroño* 52:222–257

468 Schenk HJ (2008). Soil depth, plant rooting strategies and species' niches. *New Phyt.* 178:223-225

469 Séleck M, Bizoux J-P, Colinet G, Faucon M-P, Guillaume A, Meerts P, Piqueray J, Mahy G (2013) Chemical
470 soil factors influencing plant assemblages along copper-cobalt gradients: implications for conservation and
471 restoration. *Plant Soil* 373:455–469

472 Shutcha M, Faucon MP, Kamengwa Kissi C, Colinet G, Mahy G, Ngongo Luhembwe M., Visser M, Meerts P.
473 (2015) Three years of phytostabilisation experiment of bare acidic soil extremely contaminated by copper
474 smelting using plant biodiversity of metal-rich soils in tropical Africa (South-East DRC, DR Congo). *Ecol. Eng.*
475 82: 81-90

476 Shutcha MN, Mubemba MM, Faucon M-P, Luhembwe MN, Visser M, Colinet G, Meerts P (2010)
477 Phytostabilisation of copper-contaminated soil in South-East DRC: an experiment with three native grasses and
478 two amendments. *Int. J. Phytoremediat.* 12:616-632

479 Silveira FA, Negreiros D, Barbosa NP, Buisson E, Carmo FF, Carstensen DW, Conceição AA, Cornelissen TG,
480 Echternacht L, Fernandes GW, Garcia QS, Guerra TJ, Jacobi CM, Lemos-Filho JP, Le Stradic S, Morellato LPC,
481 Neves FS, Oliveira RS, Schaefer CE, Viana PL, Lambers H (2015) Ecology and evolution of plant diversity in
482 the endangered campo rupestre: a neglected conservation priority. *Plant Soil*:1-24

483 Stefanowicz AM, Niklińska M, Laskowski R (2008) Metals affect soil bacterial and fungal functional diversity
484 differently. *Environ. Toxicol. Chem.* 27:591-598

485 Tadros TTM (1957) Evidence of the presence of an edapho-biotic factor in the problem of serpentine tolerance.
486 *Ecology* 38:14–23

487 Jacobi CM, Carmo FF, Vincent RC, Stehmann JR (2007) Plant communities on ironstone outcrops: a diverse and
488 endangered Brazilian ecosystem. *Biodivers. Conserv.* 16:2185–2200

489 van der Ent A, Repin R, Sugau J, Wong KM (2015a) Plant diversity and ecology of ultramafic outcrops in Sabah
490 (Malaysia). *Aust. J. Bot.*

491 van der Ent A, Jaffré T, L'Huillier L, Gibson N, Reeves RD (2015b) The flora of ultramafic soils in the
492 Australia–Pacific Region: state of knowledge and research priorities. *Aust. J. Bot.*

493 van der Ent A, Baker AJM, Reeves RD, Chaney RL, Anderson CWN, Meech JA, Erskine PD, Simonnot M-O,
494 Vaughan J, Morel JL, Echevarria G, Fogliani B, Rongliang Q, Mulligan DR (2015c) Agromining: farming for
495 metals in the future? *Environ. Sci. Technol.* 49:4773–4780

496 Van Zinderen Bakker EM, Coetzee JA (1988) A review of late quaternary pollen studies in East, Central and
497 Southern Africa. *Rev. Palaeobot. Palynol.* 55:155–174

498 Vincens A, Buchet G, Williamson D, Taieb M (2005) A 23,000 yr pollen record from Lake Rukwa (8°S, SW
499 Tanzania): New data on vegetation dynamics and climate in Central Eastern Africa. *Rev. Palaeobot. Palynol.*
500 137:147–162

501 Wakelin S, Gerard E, Black A, Hamonts K, Condrón L, Yuan T, van Nostrand J, Zhou J, O'Callaghan M (2014)
502 Mechanisms of pollution induced community tolerance in a soil microbial community exposed to Cu. *Environ.*
503 *Poll.* 190:1-9

504 Whittaker RH (1954) The Ecology of Serpentine Soils. *Ecology* 35:258-288

505 Whittaker RJ, Willis KJ, Field R (2001) Scale and species richness: towards a general, hierarchical theory of
506 species diversity. *J. Biogeogr.* 28:453-470

507 Whiting SN, Reeves RD, Richards D, Johnson MS, Cooke JA, Malaisse F, Johns R, McIntyre T, Purvis OW,
508 Salt DE, Schat H, Zhao FJ, Baker AJM (2004) Research Priorities for Conservation of Metallophyte Biodiversity
509 and their Potential for Restoration and Site Remediation. *Restor. Ecol.* 12:106–116

510 Wu L (1990) Colonisation and establishment of plants in contaminated sites. In: *Heavy Metal Tolerance in*
511 *Plants: Evolutionary Aspects* (ed. A. J. Shaw), pp. 269–284. CRC Press, Boca Raton, FL.

512 Zemunik G, Turner B.L, Lambers H, Laliberté E (2015) Diversity of plant nutrient-acquisition strategies
513 increases during long-term ecosystem development. *Nature Plants* 1

514

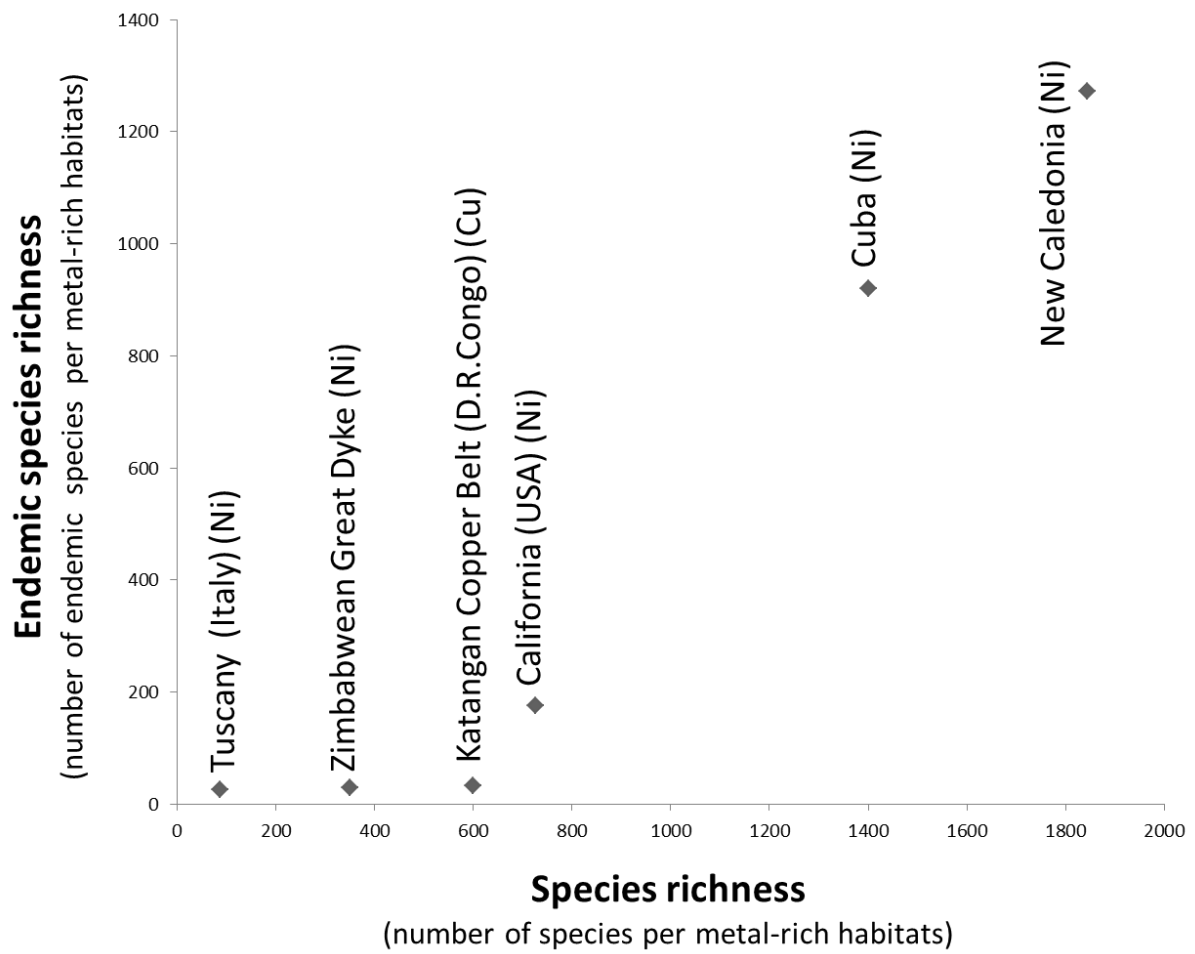
515

516



520 **Fig. 1** a) b) and c) General overview of copper and cobalt outcrops in Southeastern DRC (Democratic Republic
521 of Congo), geographically isolated in the landscape matrix dominated by Miombo woodland on non-
522 metalliferous soils; d) chasmophytic vegetation at the top of Cu-Co outcrops; e) et f) steppes on soils with high
523 Cu-Co content; g) steppic savannah on the slope and h) steppic savannah on downslope with lower Cu-Co
524 content.

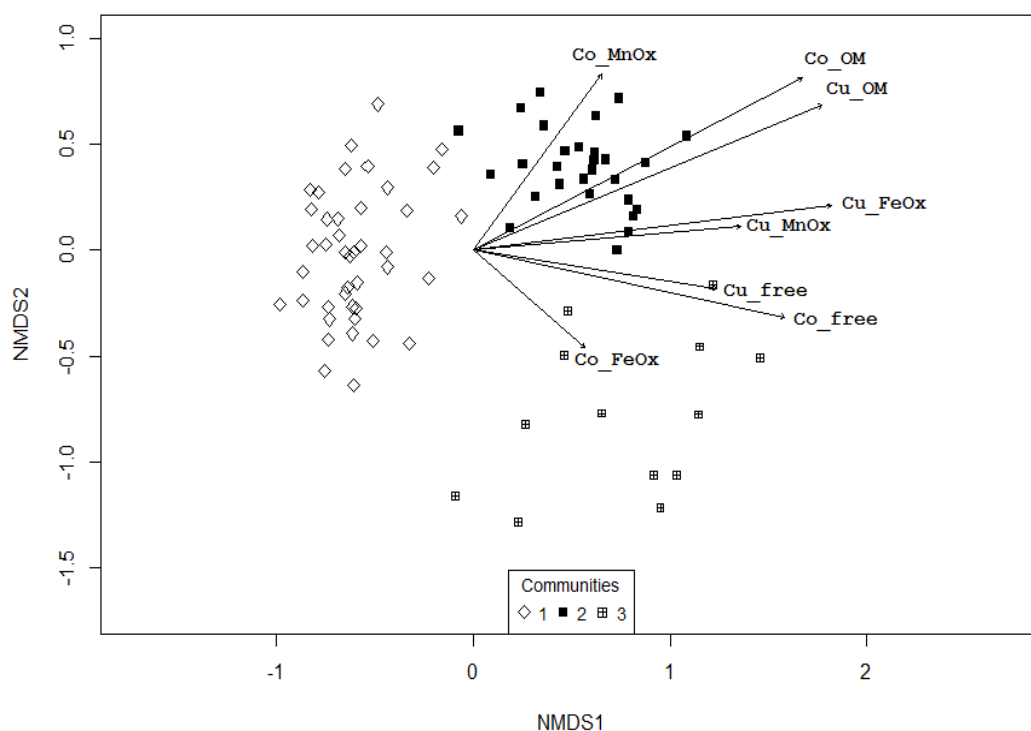
525



526

527 **Fig. 2** Relationship between total plant species richness and metallophyte endemic richness on natural metal rich
 528 soils in six metal world regions. Data are from Faucon et al. 2010; Wild 1965; Jaffré 1992; Borhidi 1996;
 529 Kruckeberg 1984; Selvi 2007.

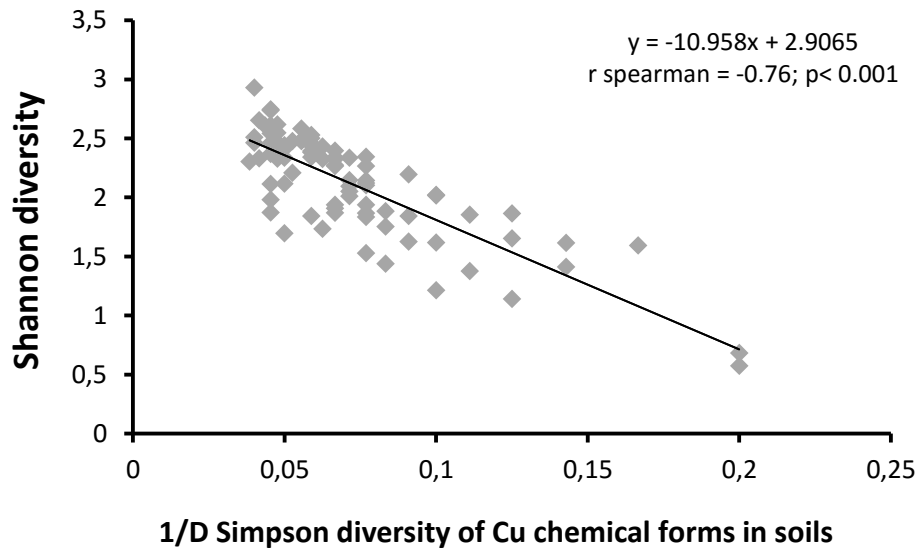
530



531

532 **Fig. 3** NonMetrical Multidimensional scaling (NMDS) ordination diagram of plots (n=83) distributed in three
 533 different communities on a Cu-Co outcrop called Fungurume V. Fitted copper and cobalt fractions are
 534 overlain by using the envfit command of vegan package (R statistical software, Oksanen et al. 2011). MnOx:
 535 manganese oxides. FeOx: iron oxides. Community 1: Steppic savannah with *Cryptosepalum maraviense*
 536 (*Caesalpiniaceae*); *Loudetia simplex* (*Poaceae*) et *Scleria bulbifera* (*Cyperaceae*) (Figure 1 photo g and h).
 537 Community 2: Steppe with *Hyparrhenia diplandra* (*Poaceae*); *Schizachyrium brevifolium* (*Poaceae*); *Justicia*
 538 *elegantula* (*Acanthaceae*), *Michrochloa altera* (*Poaceae*); *Xerophyta equisetoides* (*Velloziaceae*) and *Bulbostylis*
 539 *cupricola* (*Cyperaceae*) (Figure 1 photo f). Community 3: Steppe with *Pandiaka carsonii* (*Amaranthaceae*);
 540 *Ascolepis metallorum* (*Cyperaceae*); *Anisopappus davyi* (*Asteraceae*) (Fig. 1).

541



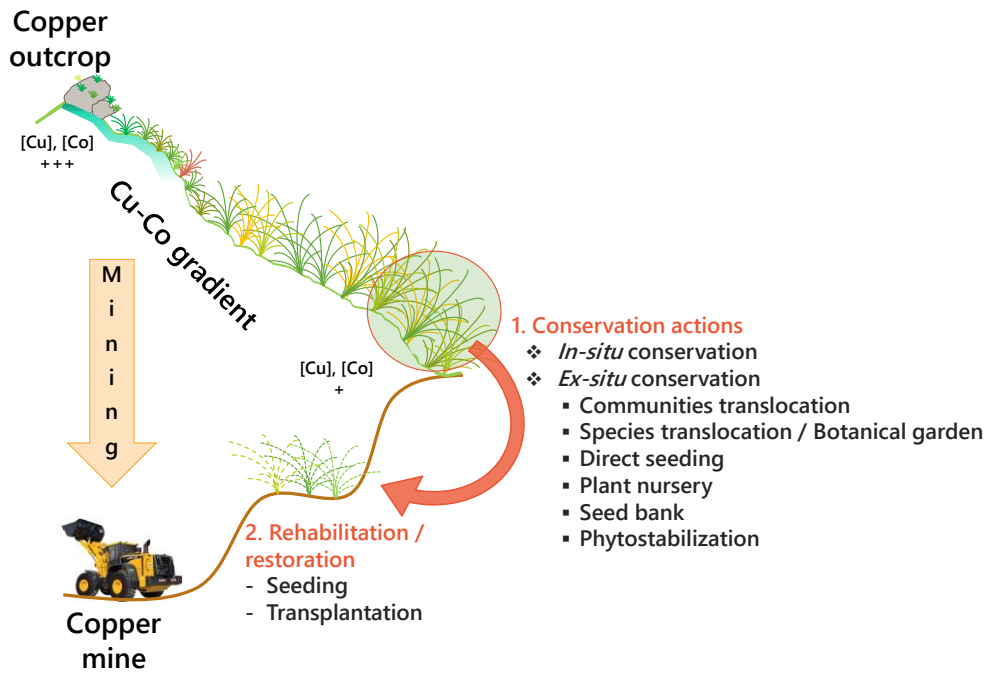
542

543 **Fig. 4** Relationship between 1/D Simpson diversity ($D = \text{Simpson's dominance index}$) of copper chemical forms
 544 in soils and Cu Shannon diversity of higher plant species ($n=83$). Copper fractions in soils were modeled by
 545 speciation modeling (WHAM 6) from method of Pourret et al. 2015.

546

547

548



549
550
551
552

Fig. 5 Global strategy of biodiversity of natural Cu and Co outcrops in a mining region