



HAL
open science

Diffusiophoresis, Batchelor scale and effective Péclet numbers

Florence Raynal, Romain Volk

► **To cite this version:**

Florence Raynal, Romain Volk. Diffusiophoresis, Batchelor scale and effective Péclet numbers. *Journal of Fluid Mechanics*, 2019, 876, pp.818-829. 10.1017/jfm.2019.589 . hal-02265191

HAL Id: hal-02265191

<https://hal.science/hal-02265191>

Submitted on 8 Aug 2019

HAL is a multi-disciplinary open access archive for the deposit and dissemination of scientific research documents, whether they are published or not. The documents may come from teaching and research institutions in France or abroad, or from public or private research centers.

L'archive ouverte pluridisciplinaire **HAL**, est destinée au dépôt et à la diffusion de documents scientifiques de niveau recherche, publiés ou non, émanant des établissements d'enseignement et de recherche français ou étrangers, des laboratoires publics ou privés.

Diffusiophoresis, Batchelor scale and effective Péclet numbers

Florence Raynal, Romain Volk

► **To cite this version:**

Florence Raynal, Romain Volk. Diffusiophoresis, Batchelor scale and effective Péclet numbers. *Journal of Fluid Mechanics*, Cambridge University Press (CUP), 2019, 876, pp.818-829. 10.1017/jfm.2019.589 . hal-02265191

HAL Id: hal-02265191

<https://hal.archives-ouvertes.fr/hal-02265191>

Submitted on 8 Aug 2019

HAL is a multi-disciplinary open access archive for the deposit and dissemination of scientific research documents, whether they are published or not. The documents may come from teaching and research institutions in France or abroad, or from public or private research centers.

L'archive ouverte pluridisciplinaire **HAL**, est destinée au dépôt et à la diffusion de documents scientifiques de niveau recherche, publiés ou non, émanant des établissements d'enseignement et de recherche français ou étrangers, des laboratoires publics ou privés.

Diffusiophoresis, Batchelor scale and effective Péclet numbers

Florence Raynal¹† and Romain Volk²‡

¹LMFA, Univ Lyon, École Centrale Lyon, INSA Lyon, Université Lyon 1, CNRS, F-69134 Écully, France.

²Laboratoire de Physique, ENS de Lyon, Univ Lyon, CNRS, 69364 Lyon CEDEX 07, France.

(Received 4 April 2019; revised 16 July 2019; accepted 17 July 2019)

We study the joint mixing of colloids and salt released together in a stagnation point or in a globally chaotic flow. In the presence of salt inhomogeneities, the mixing time is strongly modified depending on the sign of the diffusiophoretic coefficient D_{dp} . Mixing is delayed when $D_{\text{dp}} > 0$ (salt-attracting configuration), or faster when $D_{\text{dp}} < 0$ (salt-repelling configuration). In both configurations, as for molecular diffusion alone, large scales are barely affected in the dilating direction while the Batchelor scale for the colloids, $\ell_{c,\text{diff}}$, is strongly modified by diffusiophoresis. We propose here to measure a global effect of diffusiophoresis in the mixing process through an effective Péclet number built on this modified Batchelor scale. Whilst this small scale is obtained analytically for the stagnation point, in the case of chaotic advection, we derive it using the equation of gradients of concentration, following Raynal & Gence (*Intl J. Heat Mass Transfer*, vol. 40 (14), 1997, pp. 3267–3273). Comparing to numerical simulations, we show that the mixing time can be predicted by using the same function as in absence of salt, but as a function of the effective Péclet numbers computed for each configuration. The approach is shown to be valid when the ratio $D_{\text{dp}}^2/D_s D_c \gg 1$, where D_c and D_s are the diffusivities of the colloids and salt.

Key words: chaotic advection, colloids

1. Introduction

Mixing is the operation by which inhomogeneities of a scalar are attenuated by the combined action of advection by a flow and molecular diffusion. In this context, it is interesting to predict the time needed to achieve mixing as a function of the Péclet number, Pe , which has been done for a variety of simple flows at the heart of our understanding of mixing, and for chaotic advection by laminar flows ((Metcalf *et al.* (2012); Sundararajan & Stroock (2012); Villermaux (2019))).

In the case of mixing of colloids in the presence of salt inhomogeneities, the situation is more complex as salt gradients can enhance or delay mixing depending on whether colloids and salt are released in the same patch or with complementary profiles (Abécassis *et al.* (2009); Deseigne *et al.* (2014); Volk *et al.* (2014);

† Email address for correspondence: florence.raynal@ec-lyon.fr

‡ Email address for correspondence: romain.volk@ens-lyon.fr

Mauger et al. (2016)). This is a situation which occurs frequently in microfluidic devices where salt and buffer are added to stabilize colloidal suspensions. Although this strong modification of the mixing time is due to compressible effects, which act as a source of scalar variance (Volk et al. (2014)), attempts were made to describe diffusiophoresis as an effective diffusion, and Deseigne et al. (2014) proposed to rescale the mixing time by using an effective Péclet number for the colloids based on the expression of the effective diffusivity derived in Abécassis et al. (2009). Using the Ranz model of mixing (Ranz (1979)), they were able to achieve a good rescaling of the mixing time measured in the salt-repelling case, but no expression was proposed in the salt-attracting case of delayed mixing as the Ranz method does not apply.

In this article, we study the joint mixing of colloids and salt released together by a two-dimensional (2-D) velocity field $\mathbf{v}(x, y, t)$ with characteristic velocity V . In the presence of salt gradients, the colloids do not strictly follow the fluid motions due to electrochemical phenomena but have a velocity $\mathbf{v}_{\text{col}} = \mathbf{v} + \mathbf{v}_{\text{dp}}$, where $\mathbf{v}_{\text{dp}} = D_{\text{dp}} \nabla \ln S$ is the diffusiophoretic velocity, D_{dp} the diffusiophoretic coefficient and S the total salt concentration (Anderson (1989); Abécassis et al. (2009)). The concentrations of the salt and colloids, S and C , evolve following the set of coupled advection-diffusion equations

$$\partial_t S + \nabla \cdot S \mathbf{v} = D_s \nabla^2 S, \quad (1.1)$$

$$\partial_t C + \nabla \cdot C(\mathbf{v} + \mathbf{v}_{\text{dp}}) = D_c \nabla^2 C, \quad (1.2)$$

where D_s, D_c are the diffusion coefficients of each species. Note that, although throughout this article we will refer only to diffusiophoresis, the equations are unchanged when dealing with thermophoresis, where particles move under the action of a temperature gradient.

In the following we will consider the special case for which salt and colloids are released in the same patch with characteristic scale ℓ_0 at $t = 0$. The time needed to achieve mixing of the colloids, denoted T_{mix} , is governed by the colloids Péclet number $Pe_c = V\ell_0/D_c$, the salt Péclet number $Pe_s = V\ell_0/D_s$, and the diffusiophoretic number D_{dp}/D_s . The case of attenuated mixing will correspond to $D_{\text{dp}} > 0$ (salt-attracting), while enhanced mixing will be modelled by $D_{\text{dp}} < 0$ (salt-repelling). This second situation, also encountered in nature (Banerjee et al. (2016)) and already used in Raynal et al. (2018), will allow for a comparison of diffusiophoretic effects in all situations without changing the shape of the profiles.

The study will be divided into two main sections. In the first section we will address the pedagogical case of mixing of a Gaussian patch, containing salt and colloids, by a linear straining velocity field $\mathbf{v} = (\sigma x, -\sigma y)$ ($\sigma \geq 0$) in the salt-attracting configuration. In this case, the patch of colloids is exponentially stretched in the x -direction and compressed towards the modified Batchelor scale $\ell_{c,\text{diff}} = \sqrt{D_c D_s / \sigma (D_{\text{dp}} + D_s)}$ along the y -direction (Raynal et al. (2018)). In this first example, it is possible to define an effective Péclet number for the colloids based on the modified Batchelor scale, $Pe_{\text{eff}} = Pe_c(1 + D_{\text{dp}}/D_s)$, which takes into account the effects of diffusiophoresis. Using this effective Péclet number, we find that it is possible to rescale all the values of the mixing time, computed from the analytical solution of Raynal et al. (2018), on a single curve derived from the case with no diffusiophoresis.

In the second section, we address the case of chaotic mixing of a sinusoidal patch, with scale L , containing salt and colloids by a 2-D time-periodic flow.

This second situation is much more complex and requires specific analysis based on the equation for the gradients of concentration to compute an expression for the Batchelor scale. Following the analysis developed in Raynal & Gence (1997), which links the mixing time and the time needed for the patch to reach the Batchelor scale, we define the effective Péclet number using the modified Batchelor scale in order to rescale the measurements of the mixing time as a function of Pe_{eff} in all situations. By examining how concentration gradients are generated in the presence of diffusiophoresis, we derive expressions for the effective Péclet number both in the salt-attracting ($Pe_{eff} = Pe_c D_{dp}^2 / D_c D_s \gg Pe_c$, attenuated mixing), and in the salt-repelling ($Pe_{eff} = Pe_c D_c D_s / D_{dp}^2 \ll Pe_c$, enhanced mixing) cases. It is shown that these expressions allow collapsing all numerical results for the mixing time in a single curve provided $D_{dp}^2 / D_c D_s > 1$.

2. Pure strain

The case of the joint evolution of Gaussian patches of salt and colloids released at the origin $(0, 0)$ in a pure strain flow $\mathbf{v} = (\sigma x, -\sigma y)$ ($\sigma \geq 0$) was solved analytically in Raynal et al. (2018) so that we only briefly recall the steps leading to the solution. The Péclet numbers are $Pe_s = \sigma \ell_0^2 / D_s$ for the salt and $Pe_c = \sigma \ell_0^2 / D_c$ for the colloids. As the salt and colloids concentration profiles are initially Gaussian, they remain Gaussian at all times when deformed by a linear velocity field (Bakunin (2011)). Introducing the moments of the salt distribution :

$$\langle x^\alpha y^\beta \rangle_s(t) = \frac{\iint_{-\infty}^{\infty} x^\alpha y^\beta S(x, y, t) dx dy}{\iint_{-\infty}^{\infty} S(x, y, t) dx dy}, \quad (2.1)$$

and similar equations for the colloids, the method of moments (Aris (1956); Birch et al. (2008)) allows the finding of a closed set of ordinary differential equations (ODEs) for the second-order moments.

2.1. Case with no diffusiophoresis

2.1.1. Case of salt

For an initially round patch ($\langle x^2 \rangle_s(0) = \langle y^2 \rangle_s(0) = \ell_0^2$, $\langle xy \rangle_s(0) = 0$), the solution is

$$\langle x^2 \rangle_s(t) = \left(\ell_0^2 + \frac{D_s}{\sigma} \right) \exp(2\sigma t) - \frac{D_s}{\sigma} \quad (2.2)$$

$$\langle y^2 \rangle_s(t) = \left(\ell_0^2 - \frac{D_s}{\sigma} \right) \exp(-2\sigma t) + \frac{D_s}{\sigma}. \quad (2.3)$$

$$\langle xy \rangle_s(t) = 0. \quad (2.4)$$

A large patch such that $\ell_0^2 \gg D_s / \sigma$ (satisfied whenever $Pe_s \gg 1$), is exponentially stretched in the dilating direction (since $\langle x^2 \rangle_s(t) \approx \ell_0^2 \exp(2\sigma t)$), and exponentially compressed towards the Batchelor scale $\ell_s = \sqrt{D_s / \sigma}$ in the compressing direction (following $\langle y^2 \rangle_s(t) \approx \ell_0^2 \exp(-2\sigma t) + D_s / \sigma$).

Neglecting diffusion at short time, it is possible to estimate the time needed for the patch to reach the Batchelor scale under exponential contraction: $\tau_s = \ln(\ell_0 / \ell_s) / \sigma$. This expression can be expressed using the Péclet number $Pe_s =$

ℓ_0^2/ℓ_s^2 as

$$\sigma \tau_s = \frac{1}{2} \ln Pe_s \quad (2.5)$$

Of course all the previous reasoning is valid for the mixing of colloids in the absence of diffusiophoresis. By replacing s by c in the expressions, one finds that the Péclet number Pe_c is linked to the Batchelor scale ℓ_c by the relation

$$Pe_c = \ell_0^2/\ell_c^2. \quad (2.6)$$

This can be also written as

$$\frac{\ell_c}{\ell_0} = \frac{1}{\sqrt{Pe_c}}, \quad (2.7)$$

which shows that the Batchelor scale of the colloids is smaller than that of the salt as one usually has $Pe_c \gg Pe_s$.

2.1.2. *Mixing time*

It is interesting to note that the time τ_c , needed for the patch of colloids to be compressed towards the Batchelor scale, is directly connected to the mixing time, T_{mix} , here defined as the time needed for the concentration, $c(t)$, to decrease by 50%. Indeed, using equations (2.2) and (2.3) one can estimate the concentration of the colloids patch

$$\frac{c(t)}{c(0)} = \frac{\ell_0^2}{\sqrt{\langle x^2 \rangle_c(t) \langle y^2 \rangle_c(t)}} \approx \frac{1}{\sqrt{1 + 1/Pe_c \exp(2\sigma t)}}. \quad (2.8)$$

At time $t = T_{\text{mix},c}$, c is half of its initial value so that one gets

$$\sigma T_{\text{mix},c} \approx \ln \sqrt{3Pe_c} = \sigma \tau_c + \frac{\ln 3}{2}, \quad (2.9)$$

where τ_c is the time to reach the Batchelor scale (equation 2.5). The two times follow a similar (logarithmic) scaling as functions of the Péclet number, and are found to be linked by an affine transformation whose coefficients will depend on the precise definition of the mixing time.

2.2. *Batchelor scale with diffusiophoresis*

When salt and colloids are mixed together, salt is advected by the linear velocity $\mathbf{v} = (\sigma x, -\sigma y)$ while the colloids velocity field is $\mathbf{v} + \mathbf{v}_{\text{dp}}$. As the salt concentration remains Gaussian at all times with $\langle xy \rangle_s = 0$, the diffusiophoretic velocity field writes $\mathbf{v}_{\text{dp}} = (-D_{\text{dp}}x/\langle x^2 \rangle_s(t), -D_{\text{dp}}y/\langle y^2 \rangle_s(t))$, which is also a linear flow. The colloids concentration field therefore remains Gaussian at all time, its shape being given by the second-order moments $\langle x^2 \rangle_c(t)$, $\langle y^2 \rangle_c(t)$, and $\langle xy \rangle_c(t)$. In the case of an initially round patch of radius ℓ_0 , one still has $\langle xy \rangle_c(t) = 0$ and the equations for $\langle x^2 \rangle_c(t)$ and $\langle y^2 \rangle_c(t)$ read (Raynal et al. (2018))

$$\frac{d\langle x^2 \rangle_c}{dt} = -2D_{\text{dp}} \frac{\langle x^2 \rangle_c}{\langle x^2 \rangle_s} + 2\sigma \langle x^2 \rangle_c + 2D_c \quad (2.10)$$

$$\frac{d\langle y^2 \rangle_c}{dt} = -2D_{\text{dp}} \frac{\langle y^2 \rangle_c}{\langle y^2 \rangle_s} - 2\sigma \langle y^2 \rangle_c + 2D_c. \quad (2.11)$$

This system has a complicated analytical solution given in Raynal et al. (2018). However the behaviour of its solution may be obtained in the limit of small

colloids diffusion coefficient $D_c/D_s \ll 1$ for which salt is mixed in a much shorter time than the colloids so that one has $\langle y^2 \rangle_s \simeq \ell_s^2$ for $t > T_{mix,s}$ and

$$\frac{d\langle x^2 \rangle_c}{dt} \simeq 2\sigma \langle x^2 \rangle_c \quad (2.12)$$

$$\frac{d\langle y^2 \rangle_c}{dt} \simeq -2 \left(\sigma + \frac{D_{dp}}{\ell_s^2} \right) \langle y^2 \rangle_c + 2D_c. \quad (2.13)$$

Equation 2.12 shows that the large scale $\langle x^2 \rangle_c$ is barely affected by diffusion or diffusiophoresis, a fact that can be easily understood as x is the dilating direction, with exponential stretching by the flow. In the y -direction, using $\ell_s^2 = D_s/\sigma$, we see that the colloids concentration field is now compressed towards the modified Batchelor scale

$$\ell_{c,diff}^2 = \frac{D_c}{\sigma(1 + D_{dp}/D_s)}. \quad (2.14)$$

2.3. Effective Péclet number

Because we want to quantify mixing through an effective Péclet number, and because mixing quantities are closely related to the Batchelor scale, we propose to use equation (2.6) and define the effective Péclet number Pe_{eff} using the modified Batchelor scale as

$$Pe_{eff} = \ell_0^2 / \ell_{c,diff}^2. \quad (2.15)$$

Using equation (2.14), its expression reads

$$Pe_{eff} = Pe_c \left(1 + \frac{D_{dp}}{D_s} \right). \quad (2.16)$$

We have tested this prediction by computing the mixing time of the colloids, defined as the time needed for $c(t)/c(0) = \ell_0^2 / \sqrt{\langle x^2 \rangle_c(t) \langle y^2 \rangle_c(t)}$ to decrease by 50%. The evolution of $T_{mix,c}$ is displayed in figure 1 as a function of $Pe_c = \sigma \ell_0^2 / D_c$ (left), and as a function of the effective Péclet number $Pe_{eff} = Pe_c(1 + D_{dp}/D_s)$ (right), for a wide range of parameters. In this case, the mixing time was computed without approximations by using the complicated analytical solution given in Raynal et al. (2018) where D_c , D_s and $D_{dp} > 0$ were varied over several orders of magnitude. It is remarkable to observe the almost perfect rescaling of $T_{mix,c}$ as a function of Pe_{eff} spanning over height decades.

In the case of non-Gaussian patches, because patches tend to relax towards a Gaussian shape after a transient under the combined action of diffusion and stretching by the flow (Villermaux (2019)), the scaling given in equation 2.16 should remain the same.

Note that in the case of a simple shear, also studied in Raynal et al. (2018), the concentration field does not reach a state with a constant Batchelor scale at large time, so that it is not possible to derive an effective Péclet number for any linear flow with this method.

3. Chaotic advection

In the case of chaotic advection, we also expect the large scale of the colloids patch, governed by exponential stretching by the flow, to be sensitive to neither diffusion nor diffusiophoresis; therefore, like in the pedagogical analytical example

Diffusiophoresis, Batchelor scale and effective Péclet numbers

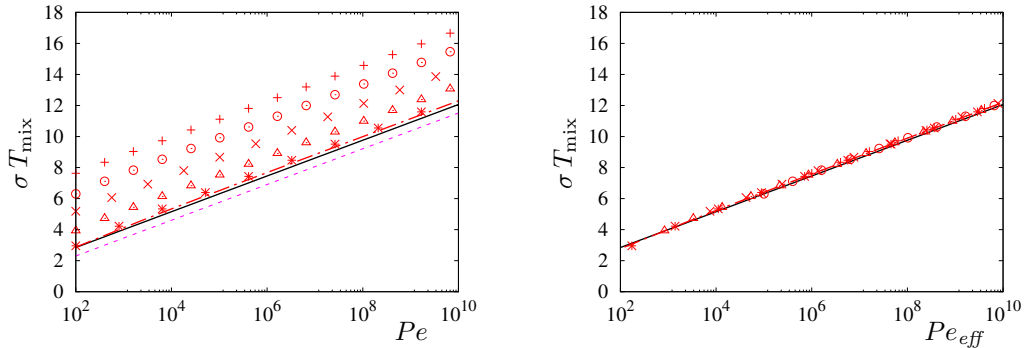


FIGURE 1. σT_{mix} for different $D_{\text{dp}} > 0$, D_s and σ , as a function of the Péclet number Pe (left), or of the effective Péclet number Pe_{eff} (right). Black solid line: no salt; $-\cdot-$ $D_s = 1360 \mu\text{m}^2 \text{s}^{-1}$, $D_{\text{dp}} = 290 \mu\text{m}^2 \text{s}^{-1}$; $*$: $D_s = 1360 \mu\text{m}^2 \text{s}^{-1}$, $D_{\text{dp}} = 1000 \mu\text{m}^2 \text{s}^{-1}$; \triangle : $D_s = 1360 \mu\text{m}^2 \text{s}^{-1}$, $D_{\text{dp}} = 10^4 \mu\text{m}^2 \text{s}^{-1}$; \times : $D_s = 1360 \mu\text{m}^2 \text{s}^{-1}$, $D_{\text{dp}} = 10^5 \mu\text{m}^2 \text{s}^{-1}$; \circ : $D_s = 10 \mu\text{m}^2 \text{s}^{-1}$, $D_{\text{dp}} = 10^4 \mu\text{m}^2 \text{s}^{-1}$; $+$: $D_s = 10 \mu\text{m}^2 \text{s}^{-1}$, $D_{\text{dp}} = 10^5 \mu\text{m}^2 \text{s}^{-1}$ $-\cdot-$: time needed to reach the Batchelor scale; note that this latter follows the same scaling as the mixing time.

presented above, diffusiophoretic effects should be visible only when considering the Batchelor scale of the flow.

3.1. Estimation of the Batchelor scale without diffusiophoresis

In order to derive the Batchelor scale, it is useful to investigate how small scales are produced which can be done by looking at the equation for the scalar gradient $\mathbf{G} = \nabla C$. In the absence of diffusiophoresis it reads

$$\underbrace{\frac{1}{2} D_t G^2}_{(0)} = \underbrace{D_c G_i \partial_j^2 G_i}_{(a)} - \underbrace{G_i G_j \partial_i v_j}_{(b)}, \quad (3.1)$$

where we have used the convention of summation over repeated indices, and $D_t = \partial_t + v_k \partial_k$ stands for the material derivative. In the case of chaotic advection by a large-scale velocity field, small scales are produced by stretching (term (b)) until they become so small that the Batchelor scale is reached so that a balance between dissipation and diffusion takes place. When mixing is efficient enough, which is the case of global chaos, a quasi-static situation takes place where the left-hand side of (3.1) is negligible compared to the two other terms so that the balance reads (Raynal & Gence (1997)):

$$\underbrace{D_c G_i \partial_j^2 G_i}_{(a)} \approx \underbrace{G_i G_j \partial_i v_j}_{(-b)} \quad (3.2)$$

Given the characteristic length scale $L = \ell_0$ and velocity scale V of the velocity field to get an order of magnitude of the stretching rate $\partial_i v_j \sim V/L$, one can use this last equation to derive the Batchelor scale for both species:

$$\ell_c \sim \frac{L}{\sqrt{Pe_c}} \quad (\text{colloids, no diffusiophoresis}), \quad (3.3)$$

$$\ell_s \sim \frac{L}{\sqrt{Pe_s}} \quad (\text{salt}), \quad (3.4)$$

with $Pe_c = VL/D_c$ and $Pe_s = VL/D_s$. Using these relations, the time needed to mix a patch of scalar of size L will follow the same scaling relation as the time $\tau_B = \ln Pe/\Lambda$, needed to reach the Batchelor scale, where $\Lambda \propto V/L$ is the most negative Lyapunov exponent of the flow (Raynal & Gence (1997); Bakunin (2011)). In the case of joint mixing with diffusiophoresis, the Batchelor scale ($\ell_{c,\text{diff}}$) will have a different expression so that the relation (3.3) is not expected to hold anymore. However we shall follow the path of the previous section to derive an effective Péclet number based on the modified Batchelor scale through the relation

$$\ell_{c,\text{diff}} \sim L/\sqrt{Pe_{\text{eff}}} \quad (3.5)$$

so as to rescale all measurements of the mixing time as a function of Pe_{eff} .

3.2. Batchelor scale in the case of diffusiophoresis

In absence of diffusiophoresis, we found the Batchelor scale to be $\ell_c = L/\sqrt{Pe_c} = \sqrt{D_c/\sigma_v}$ with $\sigma_v = V/L$. This expression being the same as the one found for the pure strain flow of section (2.1), it may be anticipated that the effective Péclet number for the mixing of colloids is given by the relation $Pe_{\text{eff}} = Pe_c(1 + D_{\text{dp}}/D_s)$. However as we shall see in the following, the simple result of section (2.1) will not hold in the case of chaotic advection. In order to derive a correct expression for the Batchelor scale with diffusiophoresis, we must again look carefully at the equation for ∇C in the presence of the velocity drift $\mathbf{v}_{\text{dp}} = D_{\text{dp}}\nabla \ln S$. Taking the gradient of equation (1.2), we obtain

$$\partial_t G_i + v_j \partial_j G_i + v_{\text{dp}j} \partial_j G_i + G_i \partial_j v_{\text{dp}j} + G_j \partial_i v_j + G_j \partial_i v_{\text{dp}j} + C \partial_i \partial_j v_{\text{dp}j} = D_c \partial_j^2 G_i, \quad (3.6)$$

which we shall multiply by G_i and sum over all components to get

$$\underbrace{\frac{1}{2} D_t G^2}_{(0)} = \underbrace{D_c G_i \partial_j^2 G_i}_{(a)} - \underbrace{G_i G_j \partial_i v_j}_{(b)} - \underbrace{v_{\text{dp}j} G_i \partial_j G_i}_{(c)} - \underbrace{G^2 \partial_j v_{\text{dp}j}}_{(d)} - \underbrace{G_i G_j \partial_i v_{\text{dp}j}}_{(e)} - \underbrace{C G_i \partial_i \partial_j v_{\text{dp}j}}_{(f)}. \quad (3.7)$$

As opposed to equation (3.1), equation (3.7) contains four additional terms involving the diffusiophoretic drift $\mathbf{v}_{\text{dp}} = D_{\text{dp}} \ln S$. In order to get an order of magnitude of each term, one needs to estimate the magnitude of \mathbf{v}_{dp} . This can be done in the case $D_c \ll D_s$ for which the salt patch is compressed towards ℓ_s long before diffusion affects the colloids concentration field. The magnitude of diffusiophoretic drift is then

$$V_{\text{dp}} \sim \frac{D_{\text{dp}}}{\ell_s} = \frac{D_{\text{dp}}}{L} \sqrt{Pe_s}, \quad (3.8)$$

in agreement with the numerical simulations of Volk *et al.* (2014).

Estimating the different terms of equation (3.7) in the quasistatic regime, when the colloids patch has been compressed towards its Batchelor scale $\ell_{c,\text{diff}}$ so that

$G \sim C/\ell_{c,\text{diff}}$, we get

$$(a) \sim \frac{G^2 D_c}{\ell_{c,\text{diff}}^2} = \frac{G^2 D_c}{L^2} Pe_{\text{eff}} \quad (3.9)$$

$$(b) \sim \frac{G^2 V}{L} = \frac{G^2 D_c}{L^2} Pe_c \quad (3.10)$$

$$(c) \sim \frac{G^2}{\ell_{c,\text{diff}}} \frac{D_{\text{dp}}}{\ell_s} = \frac{G^2 D_c}{L^2} \frac{D_{\text{dp}}}{\sqrt{D_c D_s}} \sqrt{Pe_c Pe_{\text{eff}}} \quad (3.11)$$

$$(d) \sim \frac{G^2 D_{\text{dp}}}{\ell_s^2} \ll (c) \quad (3.12)$$

$$(e) \sim \frac{G^2 D_{\text{dp}}}{\ell_s^2} \ll (c) \quad (3.13)$$

$$(f) \sim G^2 \ell_{c,\text{diff}} \frac{D_{\text{dp}}}{\ell_s^3} \ll (c) \quad (3.14)$$

As one has $\ell_{c,\text{diff}} \ll \ell_s$, the last three terms are always much smaller than (c) so that they will be neglected in the analysis.

3.3. *Effective Péclet number in the salt-attracting case ($D_{\text{dp}} > 0$)*

This configuration, which was not addressed in the case of chaotic advection, is similar to the case of pure deformation addressed in section (2). As colloids and salt are released together, the velocity drift is opposed to molecular diffusion so that the mixing time of colloids increases compared to the case with no diffusiophoresis, leading to

$$Pe_{\text{eff}}^{\text{attract}} \gg Pe_c. \quad (3.15)$$

In the quasistatic regime, where production and dissipation balance, the dominant terms are then (a) and (c) so that filaments are produced by diffusiophoresis and dissipated by diffusion, as was the case in the analytical example. Equating (a) and (c), we get

$$Pe_{\text{eff}}^{\text{attract}} \sim \frac{D_{\text{dp}}^2}{D_c D_s} Pe. \quad (3.16)$$

Note that, because of hypothesis (3.15) the analysis can only be true if one has $D_{\text{dp}}^2 \gg D_c D_s$, which is satisfied in experiments as $D_{\text{dp}} \sim D_s$ and $D_c \ll D_s$ (Abécassis et al. (2009); Deseigne et al. (2014)).

The effective Péclet number found here is completely different from that of equation 2.16 (linear strain). This is not surprising: whilst both flows display exponential stretching, in the chaotic advection case, as explained, a quasi-stationary state is reached where gradients of concentration are created by the flow and dissipated by diffusion at the same rate. This is completely different in the case of the simple strain: because this linear flow is barely mixing, when the Batchelor scale is reached, all terms in the equation of gradients 3.1 decay at the same exponential rate, so that the left-hand-side (term (0)) is far from negligible compared to the two others.

3.4. Effective Péclet number in the salt-repelling case ($D_{\text{dp}} < 0$)

This second configuration was first addressed in (Deseigne *et al.* (2014)) where the authors proposed an expression $Pe_{\text{eff}}^{\text{repell}} \propto VL/D_{\text{eff}}$, with $D_{\text{eff}} \propto D_{\text{dp}}^2/D_s$, based on the Ranz model of mixing (Ranz (1979)). In this configuration, diffusiophoresis acts as an enhanced diffusion so that we will assume

$$Pe_{\text{eff}}^{\text{repell}} \ll Pe, \quad (3.17)$$

and the quasistatic equilibrium is now given by (b) \sim (c), with gradients produced by the flow and smoothed by diffusiophoresis. Under this assumption we obtain the same result as proposed in (Deseigne *et al.* (2014)):

$$Pe_{\text{eff}}^{\text{repell}} \sim \frac{D_c D_s}{D_{\text{dp}}^2} Pe_c. \quad (3.18)$$

which, using hypothesis (3.17), is found to hold under the same hypothesis $D_{\text{dp}}^2 \gg D_c D_s$ as in the salt-attracting case.

3.5. Comparison with numerical simulations

We have tested the two scaling relations in numerical simulations of chaotic mixing by a sine flow with random phase, which ensures that global chaos is achieved (Pierrehumbert (1994, 2000)) so that the mixing time is expected to scale linearly with the logarithm of the Péclet number. The flow is a modified version of the one used in (Volk *et al.* (2014)): it is composed of two sub-cycles of duration $T/2$ for which the velocity field is $\mathbf{v}(\mathbf{r}, t) = (f(t) \sin(y + \phi_n), 0)$ for $nT \leq t < (n + 1/2)T$ and $\mathbf{v}(\mathbf{r}, t) = (0, f(t) \sin(x + \psi_n))$ for $(n + 1/2)T \leq t < (n + 1)T$, where $(\phi_n, \psi_n)_{n \geq 1} \in [0, 2\pi]^2$ are sequences of random numbers and $f(t) = 2 \sin^2(2\pi t/T)$. Because $\int_0^{T/2} f(t) dt = 1$, this flow corresponds to the same iterated map as the one with $f(t) = 1$ without temporal discontinuities.

The equations were solved in a square periodic domain of length $L = 2\pi$, with $T = 1.6\pi$ and identical concentration profiles $C(x, y, t = 0) = S(x, y, t = 0) = 1 + \sin x$, with the same code used in (Volk *et al.* (2014)). In order to test the scaling relations, we performed a set of simulations while keeping the same sequence of random phases, varying $D_c \in [2 \cdot 10^{-5}, 8 \cdot 10^{-4}]$, $D_s = (0.25 \cdot 10^{-2}, 0.5 \cdot 10^{-2}, 10^{-2})$, and $D_{\text{dp}} = (\pm 10^{-3}, \pm 2 \cdot 10^{-3}, \pm 4 \cdot 10^{-3})$. This corresponds to Péclet numbers $Pe_c \in [7.8 \cdot 10^3 - 3 \cdot 10^5]$ for the colloids, $Pe_s \in [600 - 2500]$ for the salt.

The evolution of the mixing time of the colloids, $T_{\text{mix},c}$, as a function of Pe_c is displayed in figure (2, left) for all simulations with $D_{\text{dp}}^2/D_c D_s > 1$, and different symbols for the salt-attracting case (circles) and the salt-repelling case (triangles). The solid line is a fit for the non-diffusiophoretic cases (salt or colloids without salt), defined as

$$T_{\text{mix}} = 3.2 \log(Pe/120) \quad (3.19)$$

for this particular flow.

As shown in figure (2, right), all values of the mixing time are found to follow well the curve obtained without diffusiophoresis when they are plotted as a function of the effective Péclet numbers $Pe_{\text{eff}}^{\text{attract}} = \frac{D_{\text{dp}}^2}{D_c D_s} Pe$ for “salt-attracting” case, and $Pe_{\text{eff}}^{\text{repell}} = \frac{D_c D_s}{D_{\text{dp}}^2} Pe$ for the “salt-repelling” case; note also that the effective Péclet number varies here over five orders of magnitude.

Diffusiophoresis, Batchelor scale and effective Péclet numbers

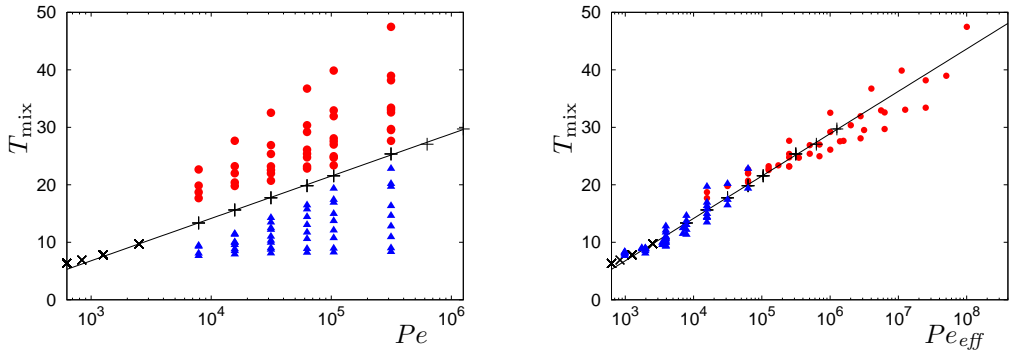


FIGURE 2. Left: mixing time of the colloids, $T_{\text{mix},c}$, as a function of the Péclet number for all numerical simulations with $D_{\text{dp}}^2/(D_c D_s) > 1$; the evolution of the flow is kept identical, varying D_c , D_{dp} , and D_s . Right: $T_{\text{mix},c}$ as a function of the effective Péclet number. +: mixing of colloids without diffusiophoresis ($D_{\text{dp}} = 0$); \times : mixing of salt; \bullet : “salt-attracting” case ($D_{\text{dp}} > 0$); \blacktriangle : “salt-repelling” case ($D_{\text{dp}} < 0$). The solid line is a curve of expression $T_{\text{mix},c} = 3.2 \ln(Pe/120)$.

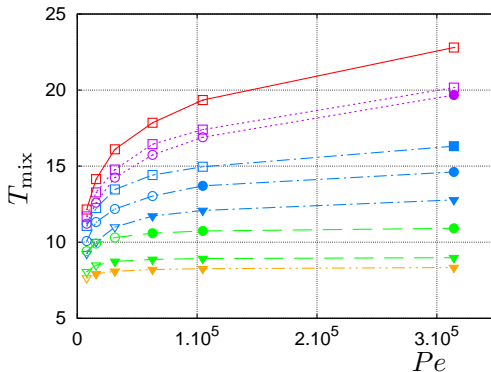


FIGURE 3. Mixing time T_{mix} as a function of the Péclet number for different values of D_{dp} and D_s in the salt-repelling case ($D_{\text{dp}} < 0$); \square : $D_{\text{dp}} = 10^{-3}$; \circ : $D_{\text{dp}} = 2 \cdot 10^{-3}$; ∇ : $D_{\text{dp}} = 4 \cdot 10^{-3}$; $—$: $D_{\text{dp}}/D_s = 0.1$; \cdots : $D_{\text{dp}}/D_s = 0.2$; $- \cdot -$: $D_{\text{dp}}/D_s = 0.4$; $- \cdot - \cdot -$: $D_{\text{dp}}/D_s = 0.8$; $- \cdot - \cdot - \cdot -$: $D_{\text{dp}}/D_s = 1.6$. The full symbols are those for which $D_{\text{dp}}^2/(D_c D_s) \geq 10$; open symbols: $D_{\text{dp}}^2/(D_c D_s) < 10$.

The validity of our analysis can be further checked by focusing on the salt-repelling case. In that case the relation (3.18) is indeed equivalent to having an effective diffusivity

$$D_{\text{eff}}^{\text{repell}} \sim \frac{D_{\text{dp}}^2}{D_s}, \quad (3.20)$$

or an effective Péclet number independent of D_c , such that the mixing time becomes independent of Pe_c . Figure 3 displays $T_{\text{mix},c}$, as a function of Pe_c in the salt-repelling case ($D_{\text{dp}} < 0$), linking the data points corresponding to the same values of D_{dp} and D_s . As predicted, the different curves seem to exhibit a plateau when Pe_c is large enough so that $D_{\text{dp}}^2/D_c D_s \geq 10$ (filled symbol).

4. Summary and conclusion

We have studied the joint mixing of colloids and salt in a stagnation point and in a globally chaotic flow, and investigated how the mixing time is modified by

varying the diffusivities of the colloids and salt diffusivities, D_c and D_s , and the diffusiophoretic coefficient D_{dp} .

In the case of the dispersion of Gaussian patches in a pure deformation flow, diffusiophoresis led to a modification of the Batchelor scale $\ell_{c,diff} = \sqrt{D_c D_s / \sigma (D_{dp} + D_s)}$ which was used to derive an effective Péclet number Pe_{eff} through the relation $\ell_{c,diff} / \ell_0 = 1 / \sqrt{Pe_{eff}}$. It was thus possible to achieve a remarkable rescaling of the mixing time as a function of Pe_{eff} , on the same curve as the one used in the absence of diffusiophoresis, as obtained from the analytical solution of Raynal *et al.* (2018).

The case of chaotic advection being far more complex than the one of a linear velocity field, we used the equation for the scalar gradients to derive expressions for the Batchelor scale, by balancing production and dissipation of scalar gradients in the presence of a diffusiophoretic drift with magnitude $V_{dp} \sim D_{dp} / \ell_s$. The approach allowed us to define an effective Péclet number $Pe_{eff}^{repell} \sim Pe_c D_c D_s / D_{dp}^2$ in the salt-repelling ($D_{dp} < 0$) case, which is the same expression as the one proposed by Deseigne *et al.* (2014) based on the approach of Ranz. However our analysis was not limited to that configuration and we derived an expression for the salt-attracting case $Pe_{eff}^{attract} \sim Pe_c D_{dp}^2 / D_c D_s$, both expressions being valid under the same assumption $D_{dp}^2 / D_c D_s \gg 1$. The prediction was tested using numerical simulations of chaotic advection, which allowed us to compute the mixing time for a large range of parameters D_c , D_s and D_{dp} , and we observed a very good rescaling of the results provided $D_{dp}^2 / D_c D_s > 1$. It confirmed the observation of Deseigne *et al.* (2014) who found that the mixing time was almost independent of D_c ($D_{dp}^2 / D_c D_s \simeq 30$ in their experiments).

In this second case, both patches of salt and of colloids were injected at the scale of the flow and mixed due to Lagrangian chaos so that the effective Péclet number was obtained using an argument based on the Batchelor scale. Another situation, which deserves further attention, corresponds to the dispersion of patches of scalars whose spatial variations are much larger than the flow scale. In this large-scale dispersion problem, effective diffusivities would typically be obtained using an homogenization method (Frish (1995); Biferale *et al.* (1995)) with imposed mean gradients of salt and colloids. It would then be interesting to investigate if the various methods lead to similar scalings.

Another interesting aspect concerns the mixing of salt and colloids in a turbulent flow. This is of course the most challenging as diffusiophoresis leads to clustering of colloids at very small scales due to the large value of the Schmidt number, $Sc = \nu / D_s$ (with ν the kinematic viscosity), for any salt dissolved in water (Schmidt *et al.* (2016); Shukla *et al.* (2017)). If the two scalings derived in the present article would not be correct in the turbulent case, the present method is not limited to laminar flows so that it could be possible to derive an effective Péclet number for the turbulent case following Raynal & Gence (1997).

Acknowledgments: The authors benefited from fruitful discussions with M. Bourgoïn, C. Cottin-Bizonne, and C. Ybert. This work was supported by the French research programs ANR-16-CE30-0028, and IDEXLYON of the University of Lyon in the framework of the French program “Programme Investissements d’Avenir” (ANR-16-IDEX-0005).

REFERENCES

- ABÉCASSIS, B., COTTIN-BIZONNE, C., YBERT, C., AJDARI, A. & BOCQUET, L. 2009 Osmotic manipulation of particles for microfluidic applications. *New Journal of Physics* **11** (7), 075022.
- ANDERSON, J. L. 1989 Colloid transport by interfacial forces. *Annu. Rev. Fluid. Mech.* **21**, 61–99.
- ARIS, R. 1956 On the dispersion of a solute in a fluid flowing through a tube. *Proceedings of the Royal Society of London A: Mathematical, Physical and Engineering Sciences* **235** (1200), 67–77, arXiv: <http://rspa.royalsocietypublishing.org/content/235/1200/67.full.pdf>.
- BAKUNIN, OLEG G., ed. 2011 *Chaotic Flows*. Springer.
- BANERJEE, ANIRUDHA, WILLIAMS, IAN, AZEVEDO, RODRIGO NERY, HELGESON, MATTHEW E. & SQUIRES, TODD M. 2016 Solutio-inertial phenomena: Designing long-range, long-lasting, surface-specific interactions in suspensions. *Proceedings of the National Academy of Sciences* **113** (31), 8612–8617.
- BIFERALE, L., CRISANTI, A., VERGASSOLA, M. & VULPIANI, A. 1995 Eddy diffusivities in scalar transport. *Physics of Fluids* **7** (11), 2725–2734.
- BIRCH, D.A., YOUNG, W.R. & FRANKS, P.J.S. 2008 Thin layers of plankton: Formation by shear and death by diffusion. *Deep Sea Research Part I: Oceanographic Research Papers* **55** (3), 277 – 295.
- DESEIGNE, J., COTTIN-BIZONNE, C., STROOCK, A. D., BOCQUET, L. & YBERT, C. 2014 How a "pinch of salt" can tune chaotic mixing of colloidal suspensions. *Soft Matter* **10**, 4795–4799.
- FRISH, U. 1995 *Turbulence-The Legacy of A. N. Kolmogorov*. Cambridge university press.
- MAUGER, CYRIL, VOLK, ROMAIN, MACHICOANE, NATHANAËL, BOURGOIN, MICHAËL, COTTIN-BIZONNE, CÉCILE, YBERT, CHRISTOPHE & RAYNAL, FLORENCE 2016 Diffusiophoresis at the macroscale. *Phys. Rev. Fluids* **1**, 034001.
- METCALFE, GUY, SPEETJENS, MFM, LESTER, DR & CLERCX, HJH 2012 Beyond passive: chaotic transport in stirred fluids. In *Advances in Applied Mechanics*, , vol. 45, pp. 109–188. Elsevier.
- PIERREHUMBERT, R. T. 1994 Tracer microstructure in the large-eddy dominated regime. *Chaos, Solitons & Fractals* **4** (6), 1091–1110.
- PIERREHUMBERT, R. T. 2000 Lattice models of advection-diffusion. *Chaos* **10** (1), 61–74.
- RANZ, W. E. 1979 Applications of a stretch model to mixing, diffusion, and reaction in laminar and turbulent flows. *AIChE Journal* **25** (41), 075022.
- RAYNAL, FLORENCE, BOURGOIN, MICKAEL, COTTIN-BIZONNE, CCILE, YBERT, CHRISTOPHE & VOLK, ROMAIN 2018 Advection and diffusion in a chemically induced compressible flow. *Journal of Fluid Mechanics* **847**, 228243.
- RAYNAL, F. & GENCE, J.-N. 1997 Energy saving in chaotic laminar mixing. *Int. J. Heat Mass Transfer* **40** (14), 3267–3273.
- SCHMIDT, LUKAS, FOUXON, ITZHAK, KRUG, DOMINIK, VAN REEUWIJK, MAARTEN & HOLZNER, MARKUS 2016 Clustering of particles in turbulence due to phoresis. *Phys. Rev. E* **93**, 063110.
- SHUKLA, VISHWANATH, VOLK, ROMAIN, BOURGOIN, MICKAL & PUMIR, ALAIN 2017 Phoresis in turbulent flows. *New Journal of Physics* **19** (12), 123030.
- SUNDARARAJAN, P. & STROOCK, A. D. 2012 Transport phenomena in chaotic laminar flows. *Annual Review of Fluid Mechanics* **3**, 473–493.
- VILLERMAUX, E. 2019 Mixing versus stirring. *Annual Review of Fluid Mechanics* **51**, 245–273.
- VOLK, R., MAUGER, C., BOURGOIN, M., COTTIN-BIZONNE, C., YBERT, C. & RAYNAL, F. 2014 Chaotic mixing in effective compressible flows. *Phys. Rev. E* **90**, 013027.