



HAL
open science

The First Anatomically Modern Humans from South-Eastern Europe. Contributions from the Buran-Kaya III Site (Crimea)

S. Prat, S. Péan, L. Crépin, S. Puaud, D.G. Drucker, M. Lázničková-Galetová,
J. van der Plicht, H. Valladas, C. Verna, M. Patou-Mathis, et al.

► To cite this version:

S. Prat, S. Péan, L. Crépin, S. Puaud, D.G. Drucker, et al.. The First Anatomically Modern Humans from South-Eastern Europe. Contributions from the Buran-Kaya III Site (Crimea). *Bulletins et Mémoires de la Société d'anthropologie de Paris*, 2018, 30 (3-4), pp.169-179. 10.3166/bmsap-2018-0032 . hal-02263809

HAL Id: hal-02263809

<https://hal.science/hal-02263809>

Submitted on 2 Jul 2021

HAL is a multi-disciplinary open access archive for the deposit and dissemination of scientific research documents, whether they are published or not. The documents may come from teaching and research institutions in France or abroad, or from public or private research centers.

L'archive ouverte pluridisciplinaire **HAL**, est destinée au dépôt et à la diffusion de documents scientifiques de niveau recherche, publiés ou non, émanant des établissements d'enseignement et de recherche français ou étrangers, des laboratoires publics ou privés.

The First Anatomically Modern Humans from South-Eastern Europe. Contributions from the Buran-Kaya III Site (Crimea)

Les premiers hommes anatomiquement modernes du Sud-Est de l'Europe. Apport du site de Buran-Kaya III (Crimée).

S. Prat · S. Péan · L. Crépin · S. Puaud · D. G. Drucker · M. Lázničková-Galetová · J. Van der Plicht · H. Valladas · C. Verna · M. Patou-Mathis · M. Lebon · A. Yanevich

Received: 1 June 2018; Accepted: 3 October 2018
© Société d'Anthropologie de Paris et Lavoisier SAS 2018

Abstract The arrival of modern humans into Europe, their dispersal and their potential interactions with Neanderthals are still in debate. Whereas the first appearance of anatomi-

cally modern humans in Western Europe seems to be well understood, the situation is quite different for Eastern Europe, where data are more scarce. The Buran-Kaya III site in Crimea is of key importance to understand the colonization of Europe by anatomically modern humans and their potential contemporaneity with the last Neanderthal occupations. The new radiocarbon dated sequence shows that no Neanderthal settlement existed after 39 ka cal BP and casts doubt on the survival, as previously proposed, of Neanderthal refuge zones in Crimea 28 ka BP ago (34-32 ka cal BP). The human remains from Buran-Kaya III, directly dated to 32450 +250/-230 BP (layer 6-2) and 31900+/-220 BP (layer 6-1) (37.1-35.7 ka cal BP and 36.3-35.2 ka cal BP respectively), represent some of the oldest evidence of anatomically modern humans in Europe in a unique well-documented archaeological context (Gravettian). Furthermore, the specimens from layer 6-1 represent the oldest Upper Palaeolithic modern humans from Eastern Europe with evidence of post-mortem treatment of the dead.

S. Prat (✉) · S. Puaud · M. Lázničková-Galetová · C. Verna · M. Lebon
UMR 7194 (HNHP), MNHN/CNRS/UPVD,
Association Sorbonne Université, Musée de l'Homme,
Palais de Chaillot, 17 place du Trocadéro, 75016 Paris, France
e-mail : sandrine.prat@mnhn.fr

S. Péan · L. Crépin · M. Patou-Mathis
UMR 7194 (HNHP), MNHN/CNRS/UPVD,
Association Sorbonne Université, Institut de Paléontologie
Humaine, 1 rue René Panhard, 75013 Paris, France

D. G. Drucker
Fachbereich Geowissenschaften, Forschungsbereich
Paläobiologie, AG Biogeologie, Universität Tübingen,
Hölderlinstr. 12, 72074 Tübingen, Germany

Senckenberg Centre for Human Evolution and
Palaeoenvironment (HEP) an der Universität Tübingen,
Hölderlinstr. 12, 72074 Tübingen, Germany.

M. Lázničková-Galetová
Moravian Museum, Zelný trh 6, 65937 Brno, Czech Republic
and

Hrdlicka Museum of Man, Faculty of Science Charles University,
Viničná 1594/7, 128 00 Praha, Czech Republic

J. Van der Plicht
Center for Isotope Research, Groningen University, Groningen/
Faculty of Archaeology, Leiden University, Leiden, the
Netherlands

H. Valladas
Laboratoire des Sciences du Climat et de l'Environnement/IPSL,
CEA-CNRS-UVSQ, Gif-sur-Yvette, France

A. Yanevich
Institute of Archaeology, National Academy of Sciences
of Ukraine, Heroiv Stalingrada 12, 04210 Kyiv, Ukraine.

Keywords Anatomically modern humans · ¹⁴C dates · Neanderthals · Crimea · Upper Palaeolithic.

Résumé L'arrivée des premières populations d'hommes anatomiquement modernes en Europe et leurs interactions avec les Néandertaliens font l'objet de nombreux débats. Si cette histoire semble bien comprise en Europe occidentale, il en est différemment en Europe orientale où la documentation est plus parcellaire. Le site de Buran-Kaya III, en Crimée, apparaît comme un site majeur grâce à l'apport de nouvelles données chronologiques relatives aux dernières occupations néandertaliennes, et à la présence de restes attribués aux hommes anatomiquement modernes directement datés à 32450 +250/-230 BP (niveau 6-2) et 31900+/-220 BP (niveau 6-1) (37,1-35,7 ka cal BP and 36,3-35,2 ka cal BP respectivement). Les nouvelles datations radiocarbones

montrent que les populations néandertaliennes n'étaient plus présentes en Crimée après 39 ka cal BP et remettent en question l'existence, qui était proposée jusqu'à alors, d'une zone refuge pour ces populations en Crimée il y a 28 ka BP (34-32 ka cal BP). Par ailleurs, les restes humains de Buran-Kaya III sont parmi les plus anciens hommes anatomiquement modernes d'Europe orientale et, fait exceptionnel, dans un contexte culturel bien documenté (techno-complexe gravettien). Les individus de la couche 6-1 sont, en outre, les plus anciens hommes modernes du Paléolithique supérieur d'Europe orientale à témoigner d'un traitement post-mortem complexe des défunts.

Mots clés Hommes anatomiquement modernes · datations ^{14}C · Néandertaliens · Crimée · Paléolithique supérieur.

Introduction

Knowledge about the populations who were living in Europe during the first part of the Upper Palaeolithic (40,000-25,000 years ago) has recently made advances thanks to the discovery of new anthropological remains and archaeological sites, the building of a new chronological framework [e.g. 1-23] and new palaeogenetic and palaeogenomic data [e.g. 24-32]. These new data and results have revealed high cultural, morphological and genetic diversity, which coincides with the presence of three distinct hominin taxa in Eurasia at the

beginning of the Upper Palaeolithic: “the last Neanderthals, the Denisovans and the first anatomically modern humans”.

However, the arrival of modern humans in Europe, their dispersal along with associated Early Upper Palaeolithic cultural tradition(s) and their potential biological and/or cultural interactions with Neanderthals are still in debate. Whereas the first appearance and dispersal of anatomically modern humans in Western Europe seems to be well understood, the situation is quite different for Eastern Europe, where data are more scarce.

The Buran-Kaya III site in Crimea, which has yielded a rich Middle and Upper Palaeolithic archaeological sequence (Figure 1) and many human remains *in situ* is a key site in this respect [7,35-37]. Based on previous radiocarbon dating of the Middle Palaeolithic layer (Micoquian, Kiik-Koba type, layer B, 28.5 ka BP, *i.e.* 32.8-32.1 ka cal BP), Crimea was often considered as the area showing the most recent Neanderthal occupation in Eastern Europe [36,38,39].

An assessment of the human remains discovered at Buran-Kaya III and the new chronological and environmental framework obtained for this site offer important insights into the first modern human settlements in Europe. This site is also important for the discussion of the possible chronological overlap between Neanderthals and modern humans in this region.

The Buran-Kaya complex of sites is located in the eastern part of Crimea, along the middle reaches of the Burulcha river in the Belogorsk region (4 km south from the city of Aromatne). Buran-Kaya III was discovered in 1990 by A. Yanevich and excavated until 2001 by a team directed by A. Yanevich (Palaeolithic to Neolithic layers) and A. Marks (Middle and Early Upper Palaeolithic layers), with the participation of V. Chabai, Y. Demidenko, K. Monigal, M. Otte and Y. Yamada [35]. New fieldwork was conducted by A. Yanevich and S. Péan (2009-2011).

Cultural context and settlement pattern in Buran-Kaya III

More than 28,000 lithic remains were discovered in the Gravettian layers 6-2, 6-1 and 5-2 during the 2001 field season [40,41]. Retouched tools represent 5.1%, 3.7% and 3.2% of the lithic assemblage for layers 6-2, 6-1 and 5-2, respectively. They exhibit a broad spectrum of tool types (e.g. burins, end-scrapers, backed microliths). Within the retouched group there is a high proportion of microliths (74.6%, 87.2% and 77.1% for layers 6-2, 6-1 and 5-2 respectively), which are an important component of the Gravettian Complex (Figure 2). The attribution of these layers (6-2, 6-1 and 5-2) to the Gravettian tradition is free from material sedimentary overlap, as shown by the sedimentological and stratigraphic studies conducted during the 2001 and 2009 field seasons.

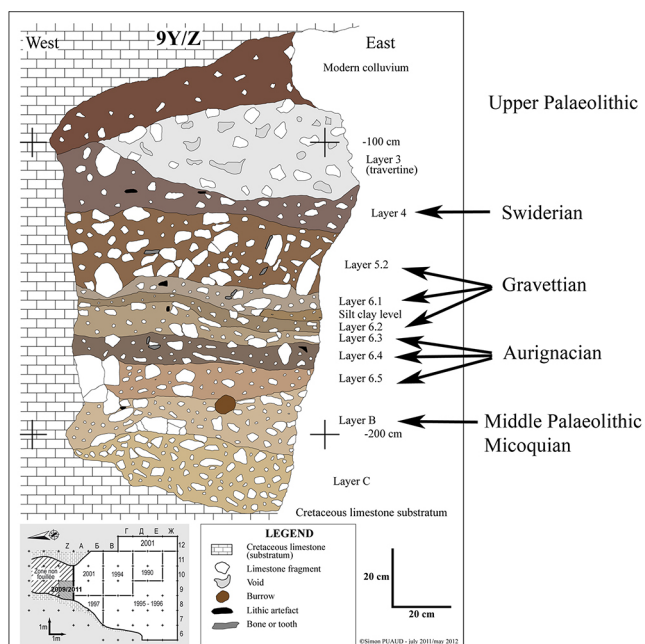


Fig 1 Stratigraphic framework of Buran-Kaya III. Infographics S. Puaud modified from [44]. Cadre stratigraphique du site de Buran-Kaya III / Infographie S. Puaud modifié d'après [44]

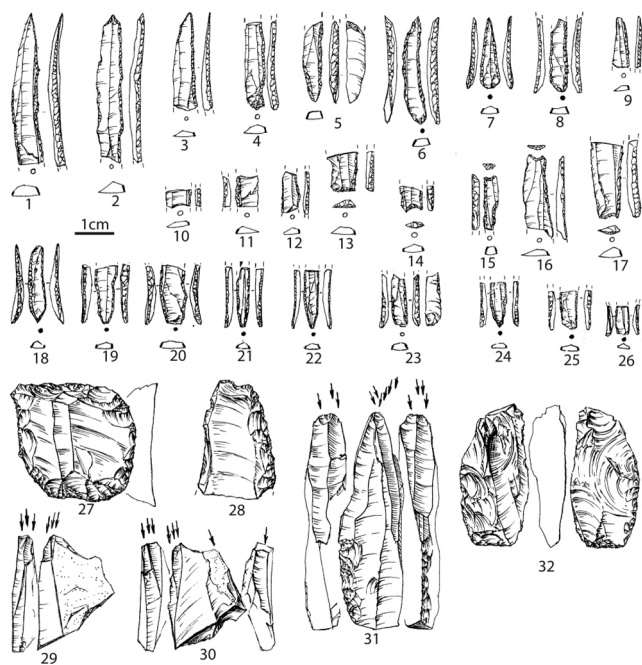


Fig. 2 Lithic industry from Buran-Kaya III, layer 6-1, modified from [41] / *Industrie lithique de Buran-Kaya III, couche 6-1, modifié d'après [41]*

There is continuity in the stratigraphic sequence from the lower layers (Aurignacian technocomplex: 6-5, 6-4, 6-3) to the upper layers (Gravettian technocomplex: 6-2, 6-1 and 5-2). In layers 6-2, 6-1 and 5-2, the lithic industries exhibit a high percentage of microliths (more than 80%) and some microgravettes (Yanevich, 2014 [41]), which are consistent with the Gravettian technocomplex. Furthermore, lithic artefacts commonly associated with the Aurignacian technocomplex, such as Dufour and pseudo-Dufour blades [41], which are present in the immediately underlying layers 6-3, 6-4 and 6-5, were not observed in layers 6-2, 6-1 and 5-2, further supporting the technical attribution of the lithics from these layers to the Gravettian.

The main raw material is a high-quality black or grey flint, whose main source is located 10-20 km north-north-east of the site. The lithic industry of layers 6-2, 6-1 and 5-2, which is attributed to the Gravettian tradition, seems to reflect a pattern of either long-term occupation or recurrent settlement episodes. All phases of lithic exploitation are present, including several completely reduced cores and a high proportion of *débitage*, as well as production and resharpening of formal tools.

Regarding the bone industry, more than 60 bone tools have been discovered in layers 6-2, 6-1 and 5-2, including projectile points, awls, arrowheads, and assegai points [41]. The absence of waste from their manufacture indicates that the bone industry was imported. In combination with the zooarchaeological data [42], this evidence with suggests a

pattern of recurrent short-term occupation, for example for seasonal hunting or temporary butchery camps. This may have been associated with the procurement and processing of small or medium-sized mammals, such as Saiga antelope, which is the main game species found at Buran-Kaya III. Red fox, polar fox and hare were also eaten and their fur removed and used [42]. Several personal ornaments made of mammoth ivory have been identified in layer 6-1 (study undertaken by Martina Lázníčková-Galetová). The absence of this taxon in the faunal spectrum of the layer suggests that these items were also imported.

Sedimentological and palaeoecological contexts

The sedimentological infill is made up of diamicton layers with a small amount of sandy or loamy matrix with slightly rounded or angular autochthonous limestone fragments. These lithostratigraphic facies suggest that this sequence was formed in a periglacial environment corresponding to a cold and a dry period, with more temperate conditions between layer 6-2 and layer 6-1 illustrated by a thin sandy clay [43]. Analyses of the sedimentological data and faunal remains show that from the Aurignacian layer 6-4 to the lower Gravettian layer 6-2, the climate was cold and dry, in an open steppe environment, probably without forested areas. In the three Gravettian layers (6-2, 6-1, 5-2), the same mammalian taxa are predominant: saiga antelope, hare, and red and polar foxes [42,44]. In layers 6-1 and 6-2, the faunal assemblage shows the most diversified spectra in the stratigraphic sequence, with reindeer and woolly rhinoceros present in layer 6-1 and marmot in layer 6-2. This was followed by a cold event, during which the climate became drier and cooler with less contrast between seasons. The environment was open, with a few small wooded areas around the site: brown bear, wild cat, red deer and mustelids [44] are present. The sedimentological data with the occurrence of wild cat and brown bear show that the bottom of layer 6-1 is marked by a wet event [42]. The palynological [45, 6] and micromammal analyses reveal a steppe environment with a climate evolving towards increasing aridity, in a similar pattern to that recorded in the mammalian sequence. It is interesting to note that the status of several species differs between archaeological layers: for instance, the status of red deer is symbolic in layer 6-2 (two perforated red deer canines) and nutritional in the upper layers 6-1 and 5-2 [42]. The relatively continuous recurrent settlements in the Buran-Kaya III rock shelter can be linked to the particular location of the site in a transitional area between the steppes and the Crimean Mountains, where different biotopes would occur: steppe, forest along the river bank and plateau.

Chronological context: new data

A new chronological framework (Table 1) has recently been proposed [44]. Several AMS ^{14}C dating studies were undertaken in three laboratories: Groningen University (J. Van der Plicht), Laboratoire des Sciences du Climat et de l'Environnement, Gif-sur-Yvette/Saclay (H. Valladas) and Oxford University (A. Stuart). Seven bones were cross-dated (*i.e.* analysed in two laboratories) [44]. The coherence of the results with the stratigraphic sequence reinforces the reliability of the chronological framework of Buran-Kaya III. The Late Middle Palaeolithic settlements (Micoquian, layer B) range from 35,390 +290/-270 to 37,700 \pm 900 BP (43,545 and 39,520 cal BP) [44]. These new ^{14}C dates [44] show that no Neanderthal settlement existed after 39 ka cal BP, and cast doubt on the survival, as previously proposed, of Neanderthal refuge zones in Crimea until 28 ka BP (28,520 \pm 460 BP (OxA-6674) and 28,840 \pm 460 BP

(OxA-6673), *i.e.* 31.4-33.9 ka cal BP [36, 38]). Recent papers on the Neanderthal disappearance [19] and the Neanderthal refuge zones claimed in Zaffaraya (Spain) [17], Vindija (Croatia) [47], Mezmaiskaya and Ortvale Klde (northern and southern Caucasus) [14,48] came to the same conclusions.

Two human cranial fragments from the Gravettian layers were dated to 32,450+250/-230 BP, *i.e.* 37.1-35.7 ka cal BP, in layer 6-2 (GrA-50457) [44] and 31,900+240/-220 BP, *i.e.* 36.3-35.2 ka cal BP, layer 6-1 (GrA-37938) [43]. The Gravettian specimens from Buran-Kaya III, together with Peștera cu Oase in Romania (Oase 1: 34,290 +970/-870 BP, *i.e.* 36.47-41.07 ka cal BP, GrA-22810, [2]) and Kostenki in Russia (Kostenki 14: 33,250 +/-500 BP, *i.e.* 38.68-36.26 ka cal BP [5]), represent the earliest occurrences of anatomically modern humans in Eastern Europe. We can note the later occurrence of anatomically modern humans in Western Europe, as in Goyet Q116-1 (30,880 +170-160 BP,

Table 1 New ^{14}C dates of the Buran-Kaya III sequence (from layer B to 5-2), modified from [44]. The dates were calibrated using OxCal v4.3.2 software based on the IntCal13 calibration data set [56]. The calibrated dates are rounded to 5. #: the fox bone is considered as intrusive in the stratigraphy.* GrA_53939 is considered as an outlier [44] / *Nouvelles datations Carbone 14, site de Buran-Kaya III (niveau B à 5.2), modifiées d'après [44]. Calibration à partir du logiciel OxCal v4.3.2 sur la base de la calibration IntCal13 [56]. Calibration arrondie au 5 le plus proche. #: le spécimen de renard est considéré comme intrusif dans la stratigraphie * GrA_53939 est considérée comme une donnée aberrante [44].*

Laboratory Code	Layer	Culture	Species	^{14}C (BP)	σ (+)	σ (-)	C/N	cal BP (2 σ)			
								low	high		
OxA-25670	4	Swiderian	<i>Saiga tatarica</i>	10040	45	45	3.4	11765	11325		
GrA-50461			<i>Saiga tatarica</i>	10010	60	60	-	11755	11270		
GifA-11219 / SacA-25135					10050	70	70		11945	11275	
GrA-47316	5-2	Gravettian	Mammal	30100	180	170	3.6	34530	33820		
GifA-11222 / SacA-25139						33790	880	880		40345	36140
GifA-80186 / SacA-12265	6-1		<i>Vulpes vulpes</i> #	24070	260	260	3.5	28665	27700		
GrA-53942			<i>Saiga tatarica</i>	29640	170	160	3.3	34110	33515		
OxA-25669					32200	450	450		37530	35100	
GifA-10021 / SacA-19018	6-2		<i>Cervus elaphus</i>	31320	820	820	3.3	37560	33870		
GifA-11216 / SacA-25133			<i>Saiga tatarica</i>	31530	670	670	3.4	37245	34170		
GrA-37938			<i>Homo sapiens</i>	31900	240	220	3.3	36310	35240		
GrA-50460	6-2		<i>Saiga tatarica</i>	29440	190	180	3.3	34010	33225		
GrA-50457			<i>Homo sapiens</i>	32450	250	230	3.1	37110	35725		
GrA-40485	6-3	Aurignacian	<i>Equus cf. caballus</i>	34050	260	240	3.3	39195	37860		
GifA-80181 / SacA 12260						34910	950	950	3.3	41670	37350
GrA-53939*	6-4		<i>Saiga tatarica</i>	29040	180	170	3.5	33670	32780		
GifA-11221 / SacA-25138			<i>Saiga tatarica</i>	32740	780	780	-	38860	35170		
GrA-48399			<i>Saiga tatarica</i>	31250	2450	1880	-	43430	31135		
GifA-11220 / SacA-25137	6-5		<i>Saiga tatarica</i>	33350	830	830	-	39730	35770		
GrA-47318						32800	230	210	3.3	37700	36205
GifA-11217 / SacA-25134	B	Micoquian	<i>Saiga tatarica</i>	35900	1100	1100		42500	38490		
OxA-25879						37700	900	900	3.2	43545	40520
GrA-47319						35590	290	270	3.3	40950	39520
GifA-11218 / SacA-25135				36500	1200	1200	3.3	43120	38775		

i.e. 35.16-34.43 ka cal BP, GrA-46175 [49]), in Russia as in Sunghir (Sunghir SI: 28,890 +/- 430 BP, *i.e.* 33.87-31.77 ka cal BP, OxA-X-2464-12; Sunghir SII: 30,100 +/- 550, *i.e.* 35.28-33.18 ka cal BP, OxA-A-2395-6; Sunghir SIII: 30,000 +/- 550 BP, *i.e.* 35.15-33.3 ka cal BP, OxA-X-2395-7; Sunghir SIV: 29,820 +/- 280 BP, *i.e.* 34.48-33.49 ka cal BP, OxA-X-2462-52 [5 50]) and in the Czech Republic as in Dolní Věstonice (Dolní Věstonice 16, associated with the Gravettian tradition: 25,740 +/- 210 BP (on charcoal), *i.e.* 30.57-29.390 ka cal BP, GrN-15277 [51]). Although radiocarbon dates older than 30 ka BP are mostly associated with the Aurignacian (e.g. [9,37,52]), other Gravettian settlements of this age are known, as for example in Moldova V, layer 5, Ukraine (29,650 +/- 1,1320 BP [53]), Willendorf II, layer 5, in Austria (30,500 +/- 900-800 BP [54]), and Obłazowa cave in Poland (31,000 +/- 500 BP [55]).

Human remains

Among the sites located in the northern Black Sea region and yielding Middle to Upper Palaeolithic archaeological layers, Buran-Kaya III and Siuren I in Crimea (where a molar was discovered in Unit G [57]) are the only ones that have yielded anatomically modern human remains (Figure 3).

Crimea is also well-known for having particularly abundant Neanderthal remains (Kiik-Koba 1 and 2, e.g. [58-60]; Zaskal'naya V and VI [60,61], as well as Middle Palaeolithic industries that are usually attributed to Neanderthal occupation (e.g. [37,62-64]).

At Buran-Kaya III, two hundred human remains were discovered in three well-documented Upper Palaeolithic layers (6-2, 6-1, 5-2), which are securely attributed to the Gravettian cultural tradition. Here we report the main results we obtained for layer 6-1, which yielded the richest assemblage in terms of the number of human remains (NR=164), the number of individuals (MNI=5) and anatomical parts. These remains mostly consist of cranial parts (NR=114) and teeth (NR=41, Table 2), representing 94% of the remains, whereas the postcranial skeleton is only represented by the remains of nine hand phalanges. At least 5 individuals have been identified on the basis of dental remains [5-9] [years old; [10-14] years old; [15-19] years old; [20-24] years old and more than 30 years old [65].

The bones are highly fragmented with 45% of remains less than 2cm in size, 48% between 2 and 5cm and only 7% larger than 5cm. Due to this fragmentation, associated with the treatment of the dead (see below), taxonomical allocation can only be undertaken with the permanent teeth and the best preserved bone (occipital bone fragment BK3-55).

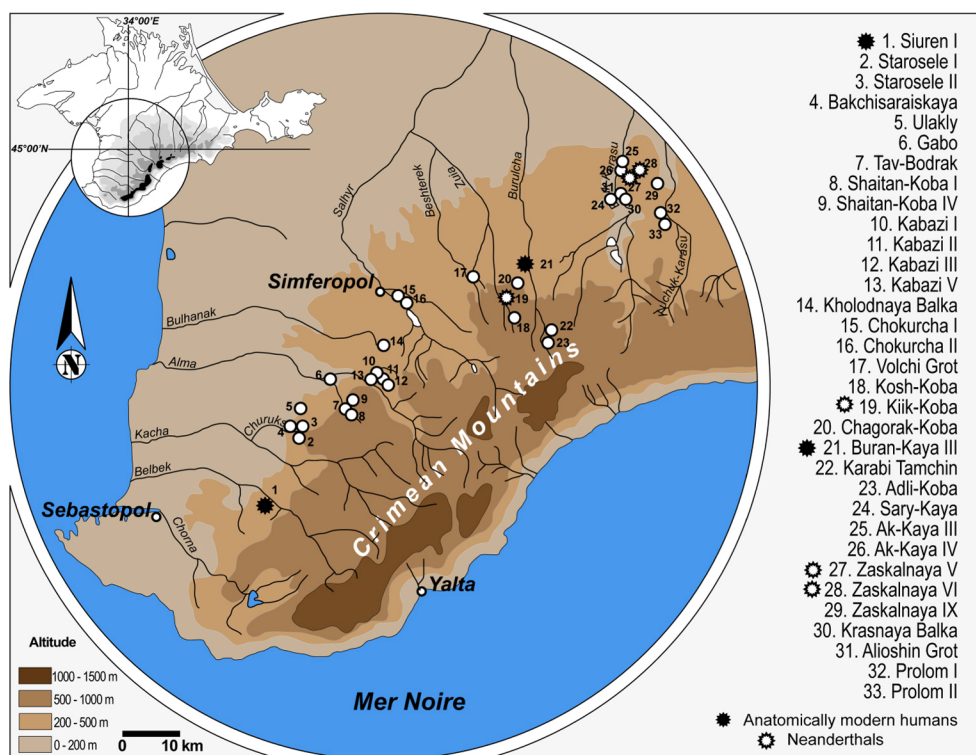


Fig. 3 Map of Middle and Upper Palaeolithic sites in Crimea with locations of Neanderthal and anatomically modern human remains, infographics S. Puaud /Carte des sites datés du Paléolithique moyen et supérieur de Crimée, localisation des sites où ont été découverts des restes d'hommes anatomiquement modernes et de Néandertaliens, infographie S. Puaud.

Table 2 Number of deciduous and permanent teeth / <i>Dénombrément des dents déciduales et permanentes</i>			
Lower dentition		Upper dentition	
di1		di1	1
di2		di2	
dc	1	dc	1
dm1		dm1	1
dm2	1	dm2	
Indet deciduous teeth	1		
I1	2	I1	3
I2	3	I2	1
C	4	C	1
P3	2	P3	2
P4	2	P4	1
M1	1	M1	3
M2	3	M2	
M3	1	M3	2
Indet permanent teeth	4		

A series of morphological and metrical features distinguishes these human remains from Neanderthals. The dental remains exhibit traits that occur more frequently in anatomically modern humans than in Neanderthals, namely the symmetry observed in the occlusal outline, the lack of a well-developed metaconid and a transverse crest on the lower premolars; the lack of shovelling, labial convexity and the presence of well-developed lingual tubercles on the upper first incisors; the lack of a well-developed mid-trigonid crest and a large anterior fovea on the lower molars. Moreover, the occipital bones (e.g. BK3-55) do not present an occipital “bun” or a bilaterally transverse torus, which are considered as Neanderthal traits. Based on this combination of morphological features, the human remains from layer 6-1 at Buran-Kaya III are attributed to anatomically modern humans [43] (Figure 4, Table 3).

Based on the study of enamel dental hypoplasia (a non-specific biomarker), the health of these individuals was good [65]. Physiological stress occurs only in the youngest individuals in their early childhood (~3 years). The observations

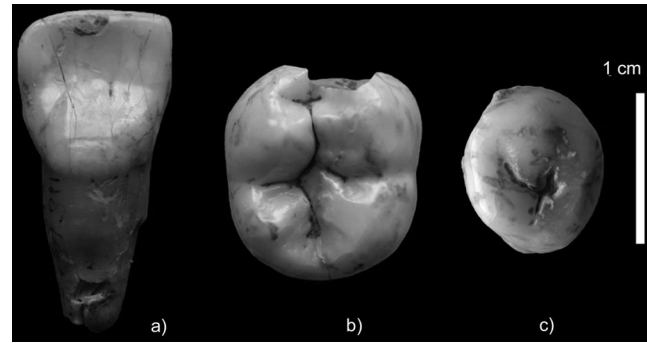


Fig. 4 Example of dental remains from layer 6-1. From left to right: a) right first upper incisor #137; b) right lower second molar #149; c) right lower second premolar #133. Scale bar = 1 cm, modified from [43] / *Exemple de matériel dentaire de la couche 6-1, de gauche à droite : a) première incisive supérieure droite #137, b) deuxième molaire inférieure droite #149, c) deuxième prémolaire inférieure droite #133, échelle 1 cm, modifié d'après [43]*

on the Buran-Kaya III materials are consistent with previous studies documenting the low frequency of enamel hypoplasia during the Early Upper Palaeolithic [67-71]. Our results confirm the low occurrence of dental pathologies, such as caries, as well as low levels of physiological stress during this period [65] (Figure 5).

Reconstruction of the human diet

The isotopic analyses of bone collagen from the human individuals revealed a diet mainly based on terrestrial resources with a preponderant role of mammoth meat in the protein intake (Figure 6), which contrasts with the zooarchaeological record [72]. Saiga antelope was found to be the dominant species in the mammalian assemblage at the site, while mammoth is only represented by one ornament at this site, which was dedicated to butchery activities and saiga antelope hunting over short periods of time [42]. Besides meat consumption, the plant component of the diet was higher than the 20% estimated for the late Neanderthals at the Spy

Table 3 Table of frequency of the dental traits recorded. Comparative data from [66] / *Fréquences des caractères morphologiques dentaires. Données de comparaison [66]*.

	Neanderthals	European Early Modern Humans	Buran-Kaya III
Shovelling Upper First Incisor	91.7% (22/24)	50% (6/12)	0% (0/3)
Labial convexity Upper First Incisor	95.8% (23/24)	50% (6/12)	0% (0/3)
Lower First Molar. Mid-trigonid Crest	93.5% (29/31)	0% (0/24)	0% (0/1)
Lower First Molar. Well-developed anterior fovea	88.6% (31/35)	52.6% (10/19)	0% (0/1)
Lower Second Molar. Well-developed anterior fovea	96.2% (25/26)	4.2% (1/24)	0% (0/1)

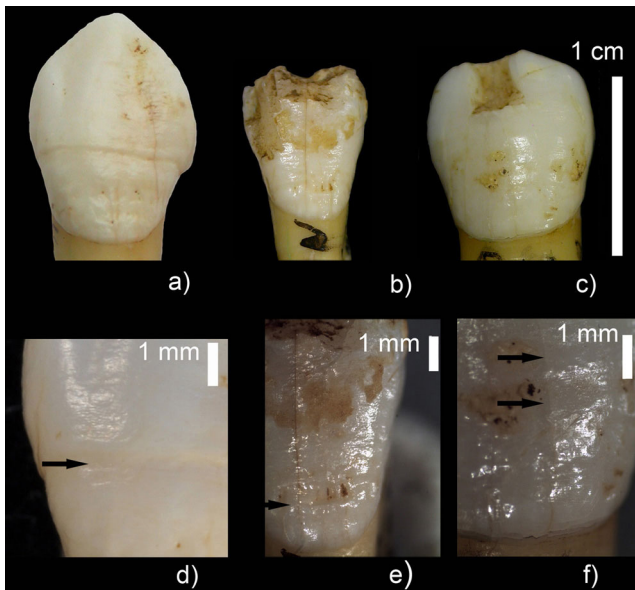


Fig. 5 Labial view of enamel hypoplasia in the dental sample from layer 6-1 at Buran-Kaya III. a) and d) lower canine # 152; b) and e) lower second incisor # 138, c) and f) upper canine #134. Top: overall view a, b, c; bottom: detailed view d, e, f. The arrows indicate the location of the hypoplasia, modified from [65] / *Hypoplasie linéaire de l'émail dentaire, vue labiale*. a) et d) canine inférieure #152 ; b) et e) deuxième incisive inférieure ; c) et f) canine supérieure #134. En haut, vue générale a, b, c, en bas, vue de détail d, e, f. Les flèches indiquent la position des hypoplasies, figure modifiée d'après [65]

site in Belgium [73]. This suggests higher availability of plant resources in the context of Buran-Kaya III at a more southerly latitude. Interestingly, significant consumption of mammoth was inferred from the isotopic signature of late Neanderthals in western Europe [74,75], suggesting that this species had an important role in human subsistence in Europe over time and space.

Anthropic modifications

Among the human remains from layer 6-1 (2001, 2009 and 2010 field seasons), only a few bones (NR=14) exhibit human modifications, such as cut marks. Their morphology, location (in relation to muscle insertions) and distribution suggest two different processes: scalping evidenced on fronto-parietal fragments and disarticulation of the occipital and temporal bones (Figure 7). Three anthropogenic actions on human bodies can be hypothesized to explain the occurrence of these cut marks on several human remains: dietary and non-dietary cannibalism, or mortuary practices. In order to test these hypotheses, we undertook comparative taphonomical analy-

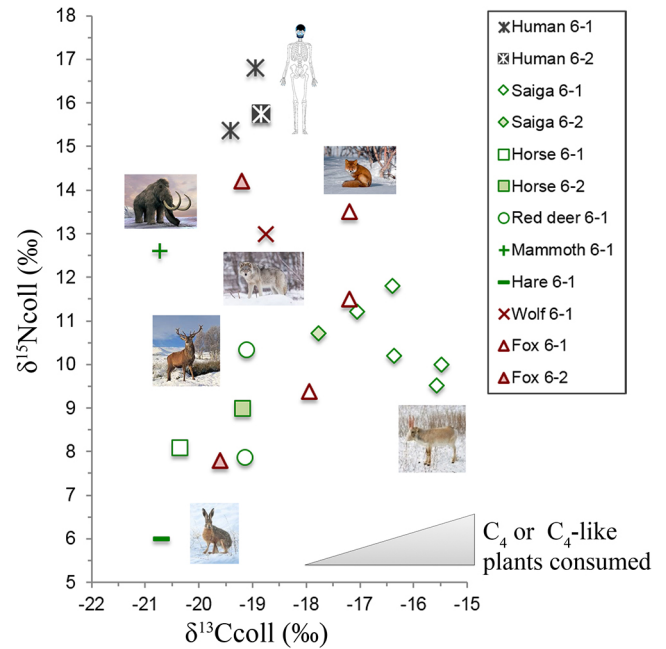


Fig. 6 Measured $\delta^{13}\text{C}_{\text{coll}}$ and $\delta^{15}\text{N}_{\text{coll}}$ values of herbivores (hare, horse, mammoth, saiga and red deer, in green) and anatomically modern humans, fox and wolf from layers 6-1 and 6-2 of Buran-Kaya III (in red), modified from [72]. The values are given in Table 2 in [72] / *Données $\delta^{13}\text{C}_{\text{coll}}$ and $\delta^{15}\text{N}_{\text{coll}}$ des couches 6-1 et 6-2 du site de Buran-Kaya III, herbivore en vert (renard, cheval, mammoth, antilope saiga, cerf) et hommes anatomiquement modernes, renard et loup en rouge, modifiées d'après [72]. Les données sont illustrées dans le tableau 2 dans l'article de D. Drucker et collaborateurs [72]*




Fig. 7 Locations of the cut marks on the exocranial surface of a human right temporal bone #56, layer 6-1. / *Localisation des traces de découpe sur la surface exocrânienne, os temporal droit humain #56, couche 6-1.*

ses between the saiga antelope (the main game species) and the human remains, including the spatial distribution of the remains, skeletal representation and surface bone modifications. Our results show that the two taxa were not processed in the same way, and that the human skulls were intentionally selected in association with post-mortem treatments of the dead [43,76]. Consequently, the hypothesis of dietary

cannibalism (as defined by Villa and collaborators [77]) is not supported by the data from Buran-Kaya III. Ritual cannibalism or a specific mortuary practice, such as post-mortem disarticulation of corpses for secondary disposal, are proposed as alternative scenarios. In addition, the presence of personal ornaments reinforces the hypothesis of symbolic behaviour and/or a specific ritual for these Gravettian individuals [43,76]. This represents the oldest evidence (at 36.9–35.5 ka cal BP) of complex treatment of the dead by anatomically modern humans in eastern Europe.

Anthropic treatment of human remains has been documented in modern humans in both the Aurignacian (e.g. perforated teeth [Brassempouy [78]); cut marks (Mladeč [79], La Crouzade [80], Les Rois [81]), burned bones and perforated teeth (Isturitz [78,82])) and Gravettian contexts (e.g. perforated teeth (Abri Pataud, layer 5 [83]; grooved teeth (Les Vachons [84], Dolní Věstonice [85])). In Western Europe, the most common funeral practice associated with the Gravettian techno-complex is primary burial. In most cases, the dead, whatever their age and sex, were deposited in the ground, with some ochre, objects and ornaments [86]. However, primary deposits of the body followed by a selection of bones for secondary burial, as observed in the Gravettian layer 6-1 at Buran-Kaya III, is also described in other Gravettian contexts, such as in layer 2 (21,800 +/- 90 BP–22,470 +/- 90 BP, *i.e.* 25.85–27.12 ka cal BP) from the Abri Pataud [87] or in the Abri de Fournol (A. Morala, *com.pers.*). It therefore seems that there was some diversity in mortuary practices during the Gravettian.

Conclusions

Buran-Kaya III in Crimea is a key site for our understanding of the colonization of Europe by anatomically modern humans, as well as to assess their potential contemporaneity with the last Neanderthal populations in this region. The new radiocarbon dated sequence [44] casts doubt on the survival, as previously proposed, of a Neanderthal refuge zone in Crimea until 28 ka BP ago (35–32 ka cal BP), and shows that no Neanderthal settlement occurred after 35.6 ka BP (39 ka cal BP). The settlement of anatomically modern humans associated with the Gravettian layers of Buran-Kaya III occurred under interstadial climatic conditions, which became progressively cooler and drier through the period of occupation [44]. The open and steppe-like periglacial environment, locally featuring a transition zone between steppes and mountains, provided a diversified faunal spectrum. Gravettian subsistence activities in Buran-Kaya III were mostly based on the use of Saiga antelope [42] during recurrent short-term occupation, for example for seasonal hunting or temporary butchery camps.

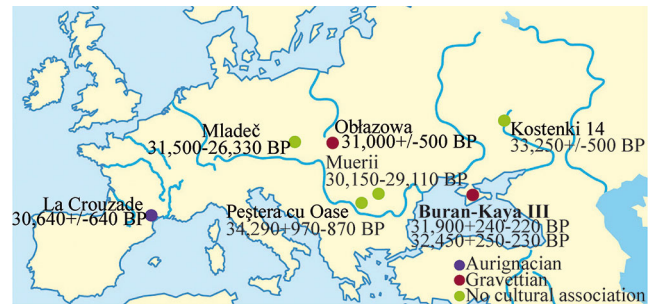


Fig 8 Map of the earliest anatomically modern humans directly dated by AMS ^{14}C (uncal BP) and their cultural context: Buran-Kaya III [43,44], La Crouzade [80], Kostenki 14 [5], Mladeč [88], Oblazowa Cave [55], Peștera cu Oase [2], Peștera Muerii [6, 89] / Localisation des plus anciens restes d'Hommes anatomiquement modernes dates directement par AMS ^{14}C (datations non calibrées BP) et leur cadre culturel : Buran Kaya III [43,44], La Crouzade [80], Kostenki 14 [5], Mladeč [88], Oblazowa [55], Peștera cu Oase [2], Peștera Muerii [6, 89].

The human remains unearthed from the Upper Palaeolithic layers have been directly dated to 37.8–36.5 ka BP (layer 6-2 [44]) and 36.9–35.5 ka cal BP (layer 6-1 [43]). They are among the oldest direct evidence of anatomically modern humans in Europe in a well-documented archaeological context (Gravettian *sensu lato*), which is quite unique [43,44] (Figure 8). Based on taphonomical observations, the specimens from layer 6-1 represent the oldest Upper Palaeolithic modern humans from Eastern Europe with evidence of post-mortem treatment of the corpses.

Acknowledgements We would like to thank the editors of the BMSAP for accepting this paper for the special issue devoted to the 150th anniversary of the Cro-Magnon discoveries, and the two reviewers for their helpful comments. We also thank the Fyssen Foundation and the French National Research Agency (ANR “Mammoths” Research Program No. ANR-05-JCJC-0240-01), the ATM Program on “Relations Sociétés-Nature dans le long terme” of the French National Natural History Museum (MNHN, Paris), the CNRS and the French Ministry of Foreign Affairs for their financial support. This paper was financially supported (MLG) by the Ministry of Culture of the Czech Republic under institutional financing for long-term conceptual development of research institutions (Moravian Museum, MK000094862). Thanks also to the National Academy of Sciences of Ukraine for permission to excavate at Buran-Kaya III, and to all the team members of the 2001 and 2009–2011 excavation seasons.

Conflict of interest: the authors do not have any conflict of interest to declare.

References

- Churchill SE, Smith FH (2000) Makers of the early Aurignacian of Europe. *Yearbook of Phys Anthropol* 43:61–115.
- Trinkaus E, Moldovan O, Milota S, et al (2003) An Early Modern Human from the Peștera cu Oase, Romania. *Proc Natl Acad Sci USA* 100:11231–36.
- Smith FH, Janković I, Karvanić I (2005) The assimilation model, modern human origins in Europe, and the extinctions of Neandertals. *Quat Int* 137:7–19.
- Mellars P (2006) A new radiocarbon revolution and the dispersal of modern humans in Eurasia. *Nature* 439:931–5.
- Marom A, McCullagh JSO, Higham TFG, et al (2012) Single amino acid radiocarbon dating of Upper Paleolithic modern humans. *Proc Natl Acad Sci U.S.A.* 109:6878–81.
- Soficaru A, Dobos A, Trinkaus E (2006) Early modern humans from the Peștera Muierii, Baia de Fier, Romania. *Proc Natl Acad Sci USA* 103:17196–201.
- Anikovich MV, Sinityn AA, Hoffecker JF, et al (2007) Early Upper Paleolithic in Eastern Europe and implications for the dispersal of modern humans. *Science* 315:223–6.
- Jöris O, Street M (2008) At the end of the ¹⁴C time scale—the Middle to Upper Paleolithic record of western Eurasia. *J Hum Evol* 55:782–802.
- Bailey SE, Weaver TM, Hublin J-J (2009) Who made the Aurignacian and other early Upper Paleolithic industries? *J Hum Evol* 57:11–26.
- Hoffecker JF (2009). The spread of modern humans in Europe. *Proc Natl Acad Sci USA* 106:16040–5.
- Rougier H (2008) Le peuplement de L'Europe par l'homme anatomiquement moderne: apport de la Peștera cu Oase (Roumanie). *Annales de la Fondation Fyssen* 28:75–89.
- Trinkaus E, Soficaru A, Dobos A, et al (2009) Stable isotope for early Modern human diet in Southeastern Europe: Peștera cu oase, Peștera Muierii and Peștera Cioclovina Uscată. *Materiale și cercetări arheologice V*: 5–14.
- Zilhão J, Davis SJM, Duarte C, et al (2010) Pego do Diabo (Loures, Portugal): Dating the emergence of Anatomical Modernity in Westernmost Eurasia. *PLOS ONE* 5(1):e8880.
- Pinhasi R, Higham TFG, Golovanova L, et al (2011) Revised age of late Neanderthal occupation and the end of the Middle Paleolithic in the northern Caucasus. *Proc Natl Acad Sci U.S.A* 108 (21):8611–16.
- Hublin J-J (2012) The earliest modern human colonization of Europe. *Proc Natl Acad Sci USA* 109:13471–72.
- Hublin J-J (2013) The makers of the early Upper Paleolithic in Western Eurasia. In: Smith FH, Ahern JCM (eds.) *The Origins of Modern Humans : Biology Reconsidered*, Second ed. Wiley-Blackwell, Hoboken, New Jersey, pp. 223–52.
- Wood RE, Barroso-Ruiz C, Caparrós M, et al (2013) Radiocarbon dating casts doubt on the late chronology of the Middle to Upper Palaeolithic transition in southern Iberia. *Proc Natl Acad Sci USA* 110(8):2781–86.
- Benazzi S, Peresani M, Talamo S, et al (2014) A reassessment of the presumed Neandertal remains from San Bernardino Cave, Italy. *J Hum Evol* 66:89–94.
- Higham T, Douka K, Wood R, et al (2014). The timing and spatiotemporal patterning of Neanderthal disappearance. *Nature* 512:306–309.
- Kelso J, Prüfer K (2014) Ancient humans and the origin of modern humans. *Curr Opin Genet Dev* 29:133–8.
- Pinhasi R., Meshveliani T., Matskevich, et al (2014) Satsurblia: New insights of human response and survival across the last glacial maximum in the Southern Caucasus. *PLOS ONE* 9:e111271.
- Hublin J-J (2015) The modern human colonization of western Eurasia: when and where? *Quat Sci Rev* 118:194–210.
- Pleurdeau D., Moncel MH., Pinhasi R. et al (2016) Bondi Cave and the Middle-Upper Palaeolithic Transition in western Georgia (South Caucasus). *Quat Sci Rev* 146 : 77–98.
- Krause J, Fu Q, Good JM, Viola B et al (2010) The complete mitochondrial DNA genome of an unknown hominin from southern Siberia. *Nature* 464:894–7.
- Green RE, Krause J, Briggs AW, et al (2010) A draft sequence of the Neandertal genome. *Science* 328:710–22.
- Reich D, Green RE, Kircher M, et al (2010) Genetic history of an archaic hominin group from Denisova Cave in Siberia. *Nature* 468:1053–60.
- Lalueza-Fox C, Gilbert MTP (2011) Paleogenomics of Archaic Hominins. *Curr Biol* 21:R1002–R1009.
- Fu Q, Li H, Moorjani P, et al (2014) Genome sequence of a 45,000-year-old modern human from western Siberia. *Nature* 514:445–50.
- Vernot B, Akey JM (2015) Complex history of admixture between modern humans and Neandertals. *Am J Hum Genet* 96: 448–53.
- Sankararaman S, Mallick S, Patterson N, et al (2016) The combined landscape of Denisovan and Neanderthal ancestry in present-day humans. *Curr Biol* 26:1241–7.
- Simonti CN, Vernot B, Bastarache L, et al (2016) The phenotypic legacy of admixture between modern humans and Neandertals. *Science* 351:737–41.
- Browning SR, Browning BL, Zhou Y, et al (2018) Analysis of human sequence data reveals two pulses of archaic Denisovan admixture. *Cell* 173:53–61.
- Marks AE (1998) A new Middle to Upper Paleolithic “transitional” assemblage from Buran-Kaya III, Level C, eastern Crimea: a preliminary report. In: Otte M (ed) *Préhistoire d'Anatolie, Genèse de deux mondes*. ERAUL 85, Liège. pp. 353–66.
- Chabai V (2003) The chronological and industrial variability of the Middle to Upper Palaeolithic transition in Eastern Europe. In: Zilhão J, D'Errico F (eds). *The chronology of the Aurignacian and of the transitional technocomplexes: dating, stratigraphies, cultural implications*. Proceedings of Symposium 6.1, XIVe Congress of the UISPP, Instituto Portugues de Arqueologia, Trabalhos de Arqueologia 33, Lisboa, pp.71–86.
- Chabai VP, Monigal K, Marks AE (2004) The Middle Paleolithic and Early Upper Paleolithic of Eastern Crimea. *ERAUL* 104, Liège. 482 p.
- Chabai VP (2001) The Late Middle and Early Upper Paleolithic in Crimea (Ukraine). In: Zilhão J, Aubry T, Carvalho AF (eds) *Les premiers hommes modernes de la péninsule ibérique*. Actes du colloque de la commission VIII de l'UISPP, Trabalhos de Arqueologia 17, Lisboa pp. 25–35.
- Demidenko YE (2008) The Early and Mid-Upper Palaeolithic of the North Black Sea region: an overview. *Quartär* 55:99–114.
- Marks A, Monigal K (2000) The Middle to Upper Paleolithic interface at Buran-Kaya-III, Eastern Crimea. In: Orschiedt J, Weninger GC (eds) *Neanderthals and Modern Humans-Discussing the Transition: Central and Eastern Europe from 50,000-30,000 BP*. Neanderthal Museum, Mettmann pp. 212–26.
- Chabai VP (2012) The volcanic winter, Buran-Kaya cannibals and the fate of the last eastern European Neanderthals (In Ukrainian). *Arkeologiya* 3:5–26.
- Yanevich A, Péan S, Crépin L et al (2009) Upper Palaeolithic settlements in Buran-Kaya 3 (Crimea, Ukraine): new interdisciplinary researches of the layers 5-2, 6-1 and 6-2. In: Chabai VP (ed) *The top issues of the eastern european prehistoric archaeology*. Donbas Archaeological Almanac 20, Donetsk pp. 187–202.
- Yanevich A (2014) Les occupations gravettiennes de Buran-Kaya III (Crimée) : contexte archéologique. *L'Anthropologie* 118:554–66.

42. Crépin L, Péan S, Lázničková-Galetová M (2014) Comportements de subsistance au Paléolithique supérieur en Crimée : analyse archéozoologique des couches 6-2, 6-1 et 5-2 de Buran-Kaya III. *L'Anthropologie* 118:584–98
43. Prat S, Péan SC, Crépin L, et al (2011) The Oldest Anatomically Modern Humans from Far Southeast Europe: Direct Dating, Culture and Behavior. *PLOS ONE*, e20834:1–13.
44. Péan S, Puaud S, Crépin L, et al (2013) The Middle to Upper Paleolithic sequence of Buran-Kaya III (Crimea, Ukraine): new stratigraphical, paleoenvironmental and chronological results. *Radiocarbon*, 55:1454–69.
45. Gerasimenko N (2004) Vegetational history of Buran- Kaya III. In: Chabai VP, Monigal K, Marks AE (eds) *The Middle Paleolithic and Early Upper Paleolithic of Eastern Crimea*. Liège: ERAUL, 104. pp 19–34.
46. Gerasimenko N (2007) Environmental changes in the Crimean Mountains during the last Interglacial-middle pleniglacial as recorded by pollen and lithopedology. *Quat Int* 164-165:207–20.
47. Devièse T, Karavanić I, Comeskeya D, et al (2017) Direct dating of Neanderthal remains from the site of Vindija Cave and implications for the Middle to Upper Paleolithic transition. *Proc Nat Acad Sci U.S.A.* 114:10606–11.
48. Adler DS, Bar-Yosef O, Belfer-Cohen A, et al (2008) Dating the demise: Neanderthal extinction and the establishment of modern humans in the southern Caucasus. *J Hum Evol* 55:817–33.
49. Posth C, Renaud G, Mittnik A, et al (2016) Pleistocene mitochondrial genomes suggest a single major dispersal of non-africans and a late glacial population turnover in Europe. *Curr Biol* 26:827–33.
50. Nalawade-Chavan S, McCullagh J, Hedges R (2014) New Hydroxyproline Radiocarbon Dates from Sungir, Russia, Confirm Early Mid Upper Palaeolithic Burials in Eurasia. *PLOS ONE* 9: e76896
51. Svoboda (2006). The archaeological contexts of the human remains. In: Trinkaus E, Svoboda J (eds) *Early Modern Human Evolution in Central Europe. The People of Dolní Věstonice and Pavlov*. Oxford University Press, Oxford pp. 9–14.
52. Conard NJ, Bolus M (2003) Radiocarbon dating the appearance of modern humans and timing of cultural innovations in Europe: new results and new challenges. *J Hum Evol* 44:331–71.
53. Synitsyn AA, Praslov ND, Svezhentsev YS et al (1997) Radiouglerognaya khronologiya verkhnego paleolita Vostochnoj Evropy. In: Synitsyn AA, Praslov ND (eds) *Radiouglerodnaja khronologija paleolita Vostochnoj Evropy i Severnoj Azii. Problemy i perspektivy*. Arkheologicheskie izyskaniya 52, IIMK RAN, St. Petersburg pp 21–66.
54. Haesaerts P, Damblon F, Bachner M, et al (1996) Revised stratigraphy and chronology of the Willendorf II sequence, Lower Austria. *Arch Austr* 80:25–42.
55. Valde-Nowak P, Nadachowski A, Madeyska T (2003) Oblazowa cave. Institute of Archaeology and Ethnology Polish Academy of Science, Krakow, 176 p.
56. Reimer PJ, Bard E, Bayliss A, et al (2013) IntCal13 and Marine13 Radiocarbon age calibration curves 0–50,000 years cal BP. *Radiocarbon* 55:1869–87.
57. Bonch-Osmolovskii GA (1934) Itogi izucheniya kpymskogo Paleolita. In: Butin VF et al, (eds) *Trudy II mezhdunarodnoj konferentsii assotsiatsii poizucheniya chetvertichnogo perioda Evropy*. Vypush V, NKTP, Leningrad-Moscow, pp 114–83.
58. Vlek E (1975) Morphology of the first metacarpal of Neanderthal individuals from the Crimea. *BMSAP* 13(2):257–76.
59. Trinkaus E (2008) Kiik-Koba 2 and Neanderthal axillary border ontogeny. *Anthropol Sci* 116:231–6.
60. Trinkaus E, Maley B, Buzhilova AP (2008) Brief communication: Paleopathology of the Kiik-Koba 1 Neanderthal. *Am J Phys Anthropol* 137:106–12.
61. Kolosov YG, Stepanchuk VN, Chabai VP (1993) The Early Palaeolithic of the Crimea (in Russian). *Naukova Dumka*, Kiev.
62. Hoffecker JF (2002) Desolate Landscape: Ice-age settlement in Eastern Europe. New Jersey: Rutgers University Press. 298 p.
63. Klein RG (1965) The middle Palaeolithic of the Crimea. *Arctic Anthropology* III-1:34–68.
64. Demidenko YE, Chabai. VP, Otte M, et al (1998) Siuren-I, an aurignacian site in the Crimea (the investigations of the 1994–1996 field seasons). In: Otte M (ed) *Préhistoire d'Anatolie, Genèse de deux mondes*. ERAUL 85, Liège pp. 367–413.
65. Prat S. (2014) Stress physiologique et état de santé des plus anciens Hommes anatomiquement modernes du sud-est de l'Europe (données dentaires, couche 6-1, Buran-Kaya III, Crimée). *L'anthropologie* 118: 567–83.
66. Bailey S (2006) Beyond Shovel-Shaped Incisors: Neanderthal Dental Morphology in a Comparative Context. *Period Biol* 108:253–67.
67. Brennan MU (1991) Health and disease in the Middle and Upper Paleolithic of southwestern France: A bioarcheological study. Ph. D. Thesis, New York University.
68. Skinner M (1996) Developmental stress in immature hominines from late Pleistocene Eurasia: evidence from enamel hypoplasia. *J Archaeol Sci* 23:833–52.
69. Teschler-Nicola M, Czerny C, Oliva M et al (2006) Pathological alterations and traumas in the human skeletal remains from Mladeč. In: Teschler-Nicola M (ed) *Early Modern humans at the Moravian Gate. The Mladeč Caves and their Remains*. Springer-Verlag, Wien, pp. 473–87.
70. Guatelli-Steinberg D, Buzhilova AP, Trinkaus E (2011) Developmental stress and survival among the Mid Upper Paleolithic Sungir children: dental enamel hypoplasias of Sungir 2 and 3. *Int J Osteoarcheol* 23:421–31.
71. Trinkaus E, Bailey SE, Rougier H (2013) The dental and alveolar remains of Oase 1 and 2. In: Trinkaus, E, Constantin S, Zilhão J (eds) *Life and death at Peștera au Oase. A setting for Modern Human Emergence in Europe*. Oxford University Press, New York, pp. 348–74.
72. Drucker DG, Naito YI, Péan S, et al (2017) Mammoth and plant in the diet of the oldest anatomically modern humans from far southeast Europe. *Scientific reports* 7:6833.
73. Naito YI, Bocherens H, Chikaraishi Y, et al (2016) An overview of methods used for the detection of aquatic resource consumption by humans: Compound-specific delta N-15 analysis of amino acids in archaeological materials. *J Archaeol Sci* 6:720–32.
74. Bocherens H, Drucker DG, Billiou D, et al (2005) Isotopic evidence for diet and subsistence pattern of the Saint-Césaire I Neanderthal: review and use of a multi-source mixing model. *J Hum Evol* 49:71–87.
75. Wißing C, Rougier H, Crevecoeur I et al (2016) Isotopic evidence for dietary ecology of Late Neanderthals in North-Western Europe. *Quat Int* 411:327–45.
76. Crépin L, Prat S, Péan S, et al (2012) Traitement du cadavre des plus anciens hommes anatomiquement modernes de l'extrême sud-est de l'Europe (Buran-Kaya III, Ukraine). *BMSAP* 22, suppl 1:11.
77. Villa P, Bouville C, Courtin J et al (1986) Cannibalism in the Neolithic. *Science* 233:431–7.
78. Henry-Gambier D, Maureille B, White W (2004) Vestiges humains des niveaux de l'Aurignacien ancien du site de Brassempouy (Landes). *BMSAP* 16:49–87.
79. Teschler-Nicola M (2006) Taphonomic aspects of the human remains from the Mladeč cave. In: Teschler-Nicola M (ed.) *Early Modern humans at the Moravian Gate. The Mladeč Caves and their Remains*. Springer-Verlag, Wien, pp. 75–92.
80. Henry-Gambier D, Sacchi D (2008) La Crouzade V-VI (Aude, France): un des plus anciens fossiles d'Anatomie moderne en Europe occidentale. *BMSAP* 20:79–104.

81. Ramirez-Rozzi F, d'Errico F, Vanhaeren M, et al (2009) Cut-marked human remains bearing Neandertal features and modern human remains associated with the Aurignacian at Les Rois. *JASs* 87:153–85.
82. White R, Normand C (2015) Les parures de l'Aurignacien ancien et archaïque de la grotte d'Isturitz: perspectives technologiques et régionales. *P@lethnologie* 7:140-66.
83. Vercoutère C, Giacobini G, Patou-Mathis M (2008) Une dent humaine perforée découverte en contexte Gravettien ancien à l'abri Pataud (Dordogne, France). *L'Anthropologie* 112(2):273–83.
84. Le Mort F (1981) Dégradations artificielles sur des os humains du Paléolithique. Thèse de 3^e cycle, Université Pierre et Marie Curie, Paris, 204 p.
85. Svoboda J (2006) The Burials: Ritual and Taphonomy. In:Trinkaus E, Svoboda J (eds) *Early Modern Human Evolution in Central Europe. The People of Dolní Věstonice and Pavlov*. Oxford University Press pp. 15–26.
86. Henry-Gambier D (2008) Comportement des populations d'Europe au gravettien: pratiques funéraires et interprétations. *Paleo* 20:165–204.
87. Henry-Gambier D, Villotte S, Beauval C, et al (2013) Les vestiges humains : un assemblage original. In:Nespoulet R, Chiotti L, Henry-Gambier D (eds) *Le Gravettien final de l'abri Pataud (Dordogne, France) Fouilles et études 2005-2009 - BAR International Series 2458*, Oxford, pp.135–99.
88. Wild EM, Teschler-Nicola M, Kutschera W et al (2005) Direct dating of Early Upper Palaeolithic human remains from Mladeč. *Nature* 435:332–5.
89. Alexandrescu E, Olariu A, Skog G et al (2010) Os fossiles humains des grottes Muierii et Cioclovina, Roumanie. *L'Anthropologie* 114:341–53.