



HAL
open science

Multi-task transfer learning for timescale graphical event models

Mathilde Monvoisin, Philippe Leray

► **To cite this version:**

Mathilde Monvoisin, Philippe Leray. Multi-task transfer learning for timescale graphical event models. 15th European Conference on Symbolic and Quantitative Approaches to Reasoning with Uncertainty (ECSQARU 2019), 2019, Belgrade, Serbia. <10.1007/978-3-030-29765-7_26>. <hal-02193272>

HAL Id: hal-02193272

<https://hal.science/hal-02193272v1>

Submitted on 9 Apr 2020

HAL is a multi-disciplinary open access archive for the deposit and dissemination of scientific research documents, whether they are published or not. The documents may come from teaching and research institutions in France or abroad, or from public or private research centers.

L'archive ouverte pluridisciplinaire **HAL**, est destinée au dépôt et à la diffusion de documents scientifiques de niveau recherche, publiés ou non, émanant des établissements d'enseignement et de recherche français ou étrangers, des laboratoires publics ou privés.



HAL Authorization

Multi-task Transfer Learning for Timescale Graphical Event Models

Mathilde Monvoisin, Philippe Leray

Université de Nantes, LS2N UMR CNRS 6004, Nantes, France

`philippe.leray@univ-nantes.fr`

`mathilde.monvoisin@etu.univ-nantes.fr`

Abstract. Graphical Event Models (GEMs) can approximate any smooth multivariate temporal point processes and can be used for capturing the dynamics of events occurring in continuous time for applications with event logs like web logs or gene expression data. In this paper, we propose a multi-task transfer learning algorithm for Timescale GEMs (TGEMs): the aim is to learn the set of k models given k corresponding datasets from k distinct but related tasks. The goal of our algorithm is to find the set of models with the maximal posterior probability. The procedure encourages the learned structures to become similar and simultaneously modifies the structures in order to avoid local minima. Our algorithm is inspired from an universal consistent algorithm for TGEM learning that retrieves both qualitative and quantitative dependencies from event logs. We show on a toy example that our algorithm could help to learn related tasks even with limited data.

Keywords: Graphical Event Model (GEM), Transfer Learning, Multi-task Learning (MTL), Multivariate temporal point process, Process Mining

1 Introduction

While probabilistic graphical models such as Dynamic Bayesian Networks [5, 7] allow modeling of temporal dependencies in discrete time, some recent works are dedicated to modeling continuous time processes, with for instance, Continuous Time Bayesian Networks [10], Poisson Networks [12], Conjoint Piecewise-Constant Conditional Intensity Models [11].

In [6], Gunawardana and Meek have introduced Graphical Event Models (GEMs) that generalize such models, and Timescale GEM (TGEMs) which are GEMs where the temporal range and granularity of each temporal dependency is made explicit. TGEMs provide a way to understand temporal relationships between some variables, through a graph whose nodes are those variables and whose edges are the dependencies between them. In the case that the observed phenomena is a sequence of events, we can call it a process, so nodes are events and an edge between $node_i$ and $node_j$ means that the appearance of $event_i$ has some influence on the occurrence frequency of $event_j$.

In the same work, they have proposed an asymptotically consistent greedy algorithm to learn the structure and parameters of one single TGEM from an event log file. However, one may want to learn multiple processes that might be close. In order to complete this goal, multi-task transfer learning [3] is useful since it allows to learn k related models from k corresponding data sets.

In this paper, we propose an algorithm for transfer learning with TGEM, to allow simultaneous Multi Task Learning (MTL), inspired from Niculescu’s method for MTL [8, 9] with Bayesian Networks. Section 2 is a recall of the background elements useful afterwards, which include Timescale Graphical Event Models definition and current learning methods. Section 3 explains the global strategy used for learning multiple TGEMs, and proposes a method for likelihood and prior calculation in order to find the k structures that maximize the posterior probability of the structures given the data. Finally, a toy example in Section 4 illustrates the interest of MTL on TGEMs and Section 5 concludes on the contribution of this paper and the perspectives of research afterwards.

2 Background

This section is a reminder about formal definition of TGEMs and about the greedy search algorithm used for TGEM learning. More details about TGEM definition and learning can be found in Ref. [6].

The data D we use for learning consists in a timed sequence of events until time t^* :

$$D = \{(t_1, l_1), \dots, (t_i, l_i), \dots, (t_n, l_n)\}, \quad (1)$$

where $t_0 = 0 < t_i < t_{i+1} < t^*$ and $1 \leq i \leq n - 1$. l_i are labels from a finite vocabulary. The history $h(t)$ at any time t is the subset of events that occurred before t .

2.1 Timescale Graphical Event Models

A Timescale Graphical Event Model $\mathcal{M} = (\mathcal{G}, \mathcal{T})$ is a probabilistic graphical model that can represent data D as given above, using conditional intensity functions. The directed graph $\mathcal{G} = (\mathcal{L}, E)$ represents the dependencies between events, with \mathcal{L} the labels of the events, E the edges of the graph. $\mathcal{T} = \{T_e\}_{e \in E}$ associates each edge e to a list of consecutive timescales T_e where $|T_e| \geq 1$. A timescale has the form $(a, b]$, with $a \geq 0$ and $b > a$.

We call *temporal range* the moment during which the timescales of some parent has an impact on the child node. On Fig. 1, the *temporal range* of A on C takes place between t and $t - 2$ with a certain intensity and between $t - 2$ and $t - 4$ with another one.

In all the models generalizing in the GEM family, the conditional intensity function is used to specify how the present depends on the past in an evolutionary process. This conditional intensity λ_l of a given event is usually a piecewise-constant function and varies according to the history of the parents in the model.

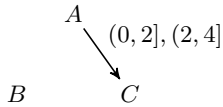


Fig. 1. One example of TGEM. $\mathcal{L} = \{A, B, C\}$, $E = \{AC\}$ and $\mathcal{T} = \{\mathcal{T}_{AC} = (0, 2], (2, 4]\}$. The occurrence of event C at time t will depend on possible occurrence of A in time windows $[t-4, t-2)$ and $[t-2, t)$. The occurrences of A and B are independent from other events.

$\lambda_l(t|h) = \lambda_{l, C_l(h, t)}$ where the index $C_l(h, t)$ is the *parent count vector* of l : the number of occurrences of the parents in the timescales. For the entire paper, we consider that every element of $C_l(h, t)$ is either 0 or 1, thus only the fact that a parent has occurred or not within the corresponding timescale is important.

The marginal likelihood of a TGEM \mathcal{M} according to data D can be computed at any time t , as defined in [6]:

$$p(D|\mathcal{M}, \lambda) = \prod_{l \in \mathcal{L}} \prod_{j \in pcv} \lambda_{l,j}^{n_{t,l,j}(D)} e^{-\lambda_{l,j} d_{t,l,j}(D)}, \quad (2)$$

with $n_{t,l,j}(D)$ and $d_{t,l,j}(D)$ respectively the total, at time t , number of occurrences of the event l within its parents configuration j , and duration of this configuration.

2.2 Learning TGEM for a Single Task

Single Task Learning (STL) consists in finding the optimal TGEM (its graph \mathcal{G} and its timescales \mathcal{T}) from a dataset D as defined in Section 2.1.

A greedy BIC procedure for TGEM structure learning has been proven as asymptotically consistent in [6]. This strategy is to maximize the BIC score by performing the search on two stages, a *Forward search* by adding edges and refining the suitability of the timescales, and a *Backward search* which simplifies the model and deletes unnecessary edges.

The *Forward search* starts from the empty model \mathcal{M}_0 and computes the neighborhood until convergence to finally reach the model $\mathcal{M}_{\mathcal{FS}}$. The neighborhood $\mathcal{N}_{\mathcal{FS}}(\mathcal{M})$ of \mathcal{M} is computed with the three operators (*add*, *split* and *extend*) defined below. $\mathcal{M}' \in \mathcal{N}_{\mathcal{FS}}(\mathcal{M}) \Leftrightarrow \exists O \in \mathcal{O} = \{O_{add}(e), O_{split}(\mathcal{T}_e), O_{extend}(e)\}$ such as $O(\mathcal{M}) = \mathcal{M}'$.

The *Backward search* starts with $\mathcal{M}_{\mathcal{FS}}$ and generates all neighbors $\mathcal{M}' \in \mathcal{N}_{\mathcal{BS}}(\mathcal{M})$ such as $O(\mathcal{M}') = \mathcal{M}$ until convergence.

The BIC score used for the structure learning procedure is, at time t^* :

$$\text{BIC}_{t^*}(\mathcal{M}) = \log p(D|\mathcal{M}, \lambda_{t^*}(D)) - \sum_{l \in \mathcal{L}} |C_l| \log t^*, \quad (3)$$

with $\lambda_{t^*}(D)$ the optimal parameters obtained by likelihood estimation and $|C_l|$ the number of distinct parents configurations of node l .

The subfamily of TGEMs used by the structure learning procedure is called Recursive Timescale Graphical Event Models. A RTGEM refers to any TGEM that can be reached by performing *recursively* the following operators, starting from an empty model.

The *add edge* operator $O_{add}(e)$ takes as input an edge to be added to the graph with the default timescale $\mathcal{T} = (0, h_{def}]$ with h_{def} the default horizon. The *split timescale* operator $O_{split}(\mathcal{T}_e)$ takes as input a timescale $(a, b]$ of a specific existing edge and substitutes it by $(a, \frac{a+b}{2}]$, $(\frac{a+b}{2}, b]$. The *extend horizon* operator $O_{extend}(e)$ takes as input an existing edge with horizon h and adds a timescale to this edge $(h, 2h]$ to double its horizon.

Gunawardana and Meek [6] have also proven that RTGEMs can approximate any non-explosive non-deterministic smooth marked point process with finite horizon.

2.3 Distance Between Two RTGEMs

In order to estimate the distance between two RTGEMs, Antakly and al. [1] have proposed an extension of the usual Structural Hamming Distance. The distance between two RTGEMs $\mathcal{M}_1 = ((\mathcal{L}, E_1), \mathcal{T}_1)$ and $\mathcal{M}_2 = ((\mathcal{L}, E_2), \mathcal{T}_2)$ with the same set of labels, is defined by:

$$d(\mathcal{M}_1, \mathcal{M}_2) = \sum_{e \in E_{sd}} 1 + \sum_{e \in E_{inter}} d(\mathcal{T}_{1,e}, \mathcal{T}_{2,e}), \quad (4)$$

where E_{sd} are the edges that are present in just one of the two models, and E_{inter} are present in both models. $\mathcal{T}_{i,e}$ are the timescales for edge e in model \mathcal{M}_i and v_i is the list of endpoints¹ of model \mathcal{M}_i . The distance between the timescales is defined by:

$$d(\mathcal{T}_{1,e}, \mathcal{T}_{2,e}) = \frac{v_{nid}}{v_{nid} + v_{id}}, \quad (5)$$

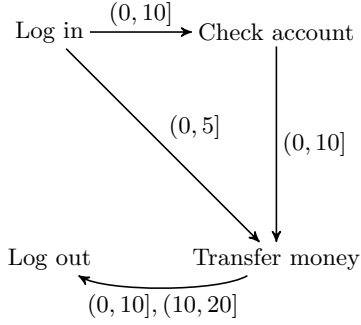
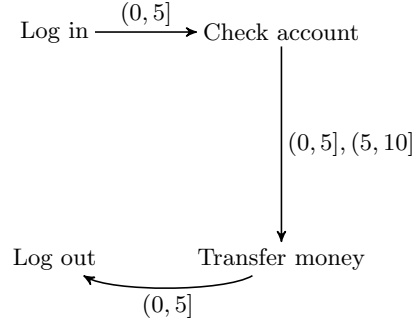
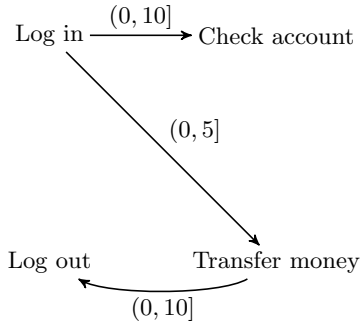
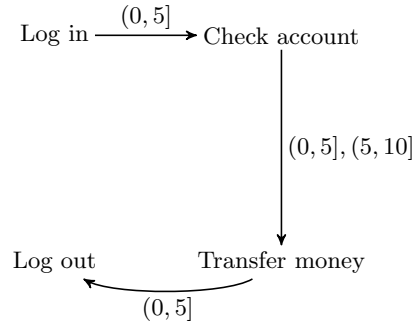
where $v_{nid} = |v_1 \setminus v_2| + |v_2 \setminus v_1|$ and $v_{id} = |v_1 \cap v_2|$ is the number of endpoints that exist respectively in one and two of timescales $\mathcal{T}_{1,e}$ and $\mathcal{T}_{2,e}$.

2.4 Example of Single Task Learning

The aim of this example is to illustrate the previously introduced notions. We consider the two models of user behavior on e-banking sites described by the underlying RTGEMs \mathcal{M}_1^R (Fig. 2) and \mathcal{M}_2^R (Fig. 3). We also consider that we have (relatively small) web logs D_1 and D_2 for both sites.

The procedure when considering 2 models separately is to apply the *Forward-Backward search* introduced in Section 2.2, with a default horizon of edge $h = 10$. Figure 4 (resp. 5) describes the RTGEM \mathcal{M}_1^{STL} (resp. \mathcal{M}_2^{STL}) obtained at the end of this STL algorithm applied to the event log D_1 (resp. D_2).

¹ It is another way of representing timescales. $\mathcal{T} = (0, a], (a, b], (b, c]$ is equivalent to $v = [0, a, b, c]$.


Fig. 2. Model \mathcal{M}_1^R

Fig. 3. Model \mathcal{M}_2^R

Fig. 4. Model \mathcal{M}_1^{STL} learned from D_1

Fig. 5. Model \mathcal{M}_2^{STL} learned from D_2

This single task learning doesn't take advantage of similarities between both tasks, and can lead to inaccurate results when there is a lack of data. For instance, in this toy example, the event log D_1 is not sufficient to identify the dependence between *Check Account* and *Transfer Money* in \mathcal{M}_1^{STL} .

3 Learning Multiple RTGEMs for Related Tasks

3.1 Problem Statement

In the previous section, we were interested in learning one single RTGEM from one single dataset. We now want to learn a *set* $\mathcal{S}_{best} = \{\mathcal{M}_1^*, \dots, \mathcal{M}_k^*\}$ of k RTGEMs from k datasets $\mathcal{D} = \{D_1, \dots, D_k\}$. The datasets contains event logs as defined in Section 2.1, with overlapping labels $\mathcal{L} = \bigcap_{q=1}^k \mathcal{L}_q \neq \emptyset$.

We are then interested in maximizing the posterior probability of the set of models given the data:

$$\mathcal{S}_{best} = \operatorname{argmax}_{\mathcal{M}_1, \dots, \mathcal{M}_k} (p(\mathcal{M}_1, \dots, \mathcal{M}_k | D_1, \dots, D_k)). \quad (6)$$

According to Bayes rules, this posterior probability is proportional to the prior of the models and the marginal likelihood of the set:

$$p(\mathcal{M}_1, \dots, \mathcal{M}_k | D_1, \dots, D_k) \propto p(\mathcal{M}_1, \dots, \mathcal{M}_k) p(D_1, \dots, D_k | \mathcal{M}_1, \dots, \mathcal{M}_k). \quad (7)$$

When considering *a priori* parameters independence, the marginal likelihood over the set of models can be factorized into the product of the marginal likelihood of each data set, and our problem statement can now be expressed as:

$$\mathcal{S}_{best} = \underset{\mathcal{M}_1, \dots, \mathcal{M}_k}{\operatorname{argmax}} (p(\mathcal{M}_1, \dots, \mathcal{M}_k) \prod_{q=1}^k p(D_q | \mathcal{M}_q)). \quad (8)$$

In order to solve this task, we have to compute the marginal likelihood of each model \mathcal{M}_q , as well as the prior of the joint distribution over the models $\mathcal{M}_1 \dots \mathcal{M}_k$ and finally we need a strategy to find the best set.

3.2 Marginal Likelihood

It was demonstrated by Chickering and Heckerman in [4] that the marginal log-likelihood of a Bayesian Network can be approximated by its BIC score. We will conjecture in this paper that the same approximation can be made for Timescale Graphical Event Models, which is the approximation made by [6] and [2]. For a model \mathcal{M}_q at time t^* , the marginal log-likelihood $\log p(D_q | \mathcal{M}_q)$ can be approximated by the BIC score defined in equation (3) (Section 2.2).

3.3 Prior

The probability $p(\mathcal{M}_1, \dots, \mathcal{M}_k)$ is called the prior because it represents the *a priori* knowledge of how similar the models might be. The two extreme cases are therefore, if the models have to be:

- independent: $p(\mathcal{M}_1, \dots, \mathcal{M}_k) = \prod_{q=1}^k p(\mathcal{M}_q)$,
- equal: $p(\mathcal{M}_1, \dots, \mathcal{M}_k)$ should be 1 if there is no difference between models, and 0 otherwise.

The solution offered in [8] for Bayesian Networks is to use a constant $\delta \in [0, 1]$ that penalizes every difference between the models structure when calculating the prior. Niculescu-Mizil and Caruana propose two different priors: one of them considers the minimum number of modifications necessary to make each edge the same in every structure (Edit Prior), and the other one considers the differences per pair of structures (Paired Prior). However, finding the minimum of edits to make all the edges the same is more difficult in TGEMs than in Bayesian Networks. Indeed, there are only two possibilities (present, not present) when considering an arc of a Bayesian Network, while the search space for a single arc of a TGEM is infinite because of the timescales that can always be split

or extended. For this reason, the prior we suggest for TGEM learning is an adaptation of the Paired Prior and is defined as follows:

$$p(\mathcal{M}_1, \dots, \mathcal{M}_k) = Z_{\delta, k} \prod_{1 \leq q \leq k} p(\mathcal{M}_q)^{\frac{1}{1+(k-1)\delta}} \prod_{1 \leq q < q' \leq k} (1 - \delta)^{\frac{d(\mathcal{M}_q, \mathcal{M}_{q'})}{k-1}}, \quad (9)$$

where $Z_{\delta, k}$ is a normalization constant and $d(\mathcal{M}_q, \mathcal{M}_{q'})$ is the distance between two RTGEMs introduced in Section 2.3. In transfer learning context, all the models may not have identical labels. However, for the distance computing, we will only consider shared labels from both models $\mathcal{L}_{inter} = \mathcal{L}_1 \cap \mathcal{L}_2$ where $\mathcal{M}_1 = ((\mathcal{L}_1, E_1), \mathcal{T}_1)$ and $\mathcal{M}_2 = ((\mathcal{L}_2, E_2), \mathcal{T}_2)$.

The choice of the penalty δ affects the prior such as the higher δ , the closer the models have to be. When $\delta = 0$, the differences $d(\mathcal{M}_q, \mathcal{M}_{q'})$ will not affect $p(\mathcal{M}_1, \dots, \mathcal{M}_k)$, so the models are considered as independent. When $\delta = 1$, any distance other than zero between the models makes $p(\mathcal{M}_1, \dots, \mathcal{M}_k) = 0$ so the models have to be equal if we want a non-zero prior.

3.4 Finding the Best Set

The strategy named *MTL Forward-Backward search* that we propose to learn multiple TGEMs is inspired from the one proposed for Single Task Learning in Section 2.2. The strategy uses two steps, one *MTL Forward search* (algorithm 1) that starts from an empty set \mathcal{S}_0 (i.e. a set of empty graphs) and one *MTL Backward search* (algorithm 2) that starts with the set \mathcal{S}_{FS} resulting from the *MTL Forward search*.

The scoring function $p(\mathcal{S}|\mathcal{D})$ optimized here is obtained from equation (8) with the posterior distribution defined in equation 9 and a marginal log-likelihood approximated by the BIC score defined in equation (3).

Algorithm 1 MTL Forward search

Input: $\mathcal{D} = \{D_1, \dots, D_k\}, \mathcal{S}_0$
Output: \mathcal{S}_{FS}

- 1: $\mathcal{S} \leftarrow \mathcal{S}_0$
- 2: **repeat**
- 3: $refined \leftarrow \text{false}$
- 4: **for** $\mathcal{S}' \in \mathcal{N}_{FS}(\mathcal{S})$ **do**
- 5: **if** $p(\mathcal{S}'|\mathcal{D}) > p(\mathcal{S}|\mathcal{D})$ **then**
- 6: $\mathcal{S} \leftarrow \mathcal{S}'$
- 7: $refined \leftarrow \text{true}$
- 8: **end if**
- 9: **end for**
- 10: **until** not $refined$
- 11: $\mathcal{S}_{FS} \leftarrow \mathcal{S}$
- 12: **return** \mathcal{S}_{FS}

Algorithm 2 MTL Backward search

Input: $\mathcal{D} = \{D_1, \dots, D_k\}, \mathcal{S}_{FS}$
Output: \mathcal{S}_{BS}

- 1: $\mathcal{S} \leftarrow \mathcal{S}_{BS}$
- 2: **repeat**
- 3: $coarsened \leftarrow \text{false}$
- 4: **for** $\mathcal{S}' \in \mathcal{N}_{BS}(\mathcal{S})$ **do**
- 5: **if** $p(\mathcal{S}'|\mathcal{D}) > p(\mathcal{S}|\mathcal{D})$ **then**
- 6: $\mathcal{S} \leftarrow \mathcal{S}'$
- 7: $refined \leftarrow \text{true}$
- 8: **break**
- 9: **end if**
- 10: **end for**
- 11: **until** not $coarsened$
- 12: $\mathcal{S}_{BS} \leftarrow \mathcal{S}$
- 13: **return** \mathcal{S}_{BS}

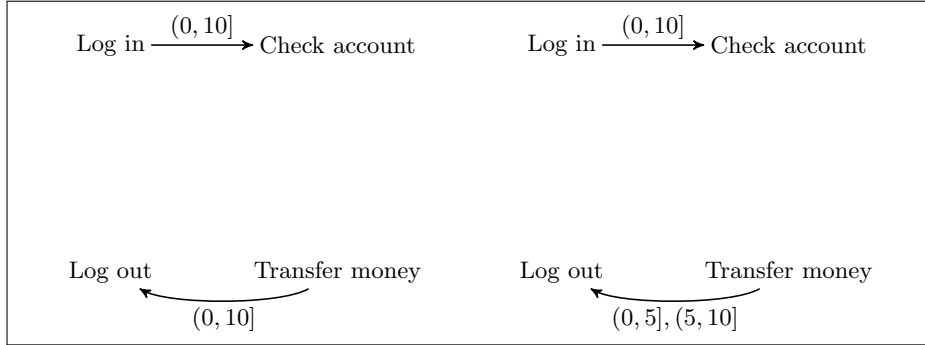


Fig. 6. $S = \{M_1, M_2\}$, set of models obtained during *MTL Forward search*

As highlighted in [9], changing only one model in the set at each iteration will usually weakly increase the score function or will lead to local optima, so our greedy algorithm has to test modifications in several models at the same time. For this reason, the neighborhoods $\mathcal{N}_{FS}(\mathcal{S})$ or $\mathcal{N}_{BS}(\mathcal{S})$ are generated thanks to the three operators (*add*, *split* and *extend*) introduced in Section 2.2, but applied to all the possible subsets of models in \mathcal{S} .

As also observed by Niculescu-Mizil and Caruana for Bayesian Networks, the size of a set of models neighborhood grows much faster than the size of a single model neighborhood. However, the search of the best solution in each neighborhood can be optimized by using a Branch and Bound algorithm, in a similar way to [9], that we can not describe here due to a lack of space.

4 Toy Example of Multi Task Learning

Let us take the simple example (labels are identical) used in Section 2.4, and consider now a Multi Task Learning by applying the *MTL Forward-Backward search* proposed in Section 3. It is not necessary that the labels are the same, just that they overlap. Figure 6 describes the set of RTGEMs $\{\mathcal{M}_1, \mathcal{M}_2\}$ jointly obtained at the end of the third iteration of the *MTL Forward phase*. The optimal sequence of operators was:

1. $\mathcal{M}_{1,2}:O_{add}(\text{Log in, Check account})$ (adding the edge in both models),
2. $\mathcal{M}_{1,2}:O_{add}(\text{Transfer money, Log out})$ (adding the edge in both models),
3. $\mathcal{M}_2:O_{split}(\text{Transfer money, Log out, } (0,10])$ (splitting the edge in \mathcal{M}_2 only).

Let us develop now the next step of this phase. As usual in greedy algorithms, the neighborhood of \mathcal{S} , $\mathcal{N}_{FS}(\mathcal{S})$, will be explored in order to find the next considered set of models. This neighborhood consists in all the pairs of models $\{\mathcal{M}_1, \mathcal{M}_2\}$ generated from \mathcal{S} by applying one single operator to \mathcal{M}_1 only, \mathcal{M}_2 only, and both \mathcal{M}_1 and \mathcal{M}_2 .

Each box in Fig. 7 contains one neighbor of \mathcal{S} corresponding to the operator $O_{add}(\text{Check account, Transfer money})$ applied to \mathcal{M}_1 only, \mathcal{M}_2 only, or both \mathcal{M}_1 and \mathcal{M}_2 (and respectively leading to $\mathcal{S}_1, \mathcal{S}_2$ and \mathcal{S}_{12}).

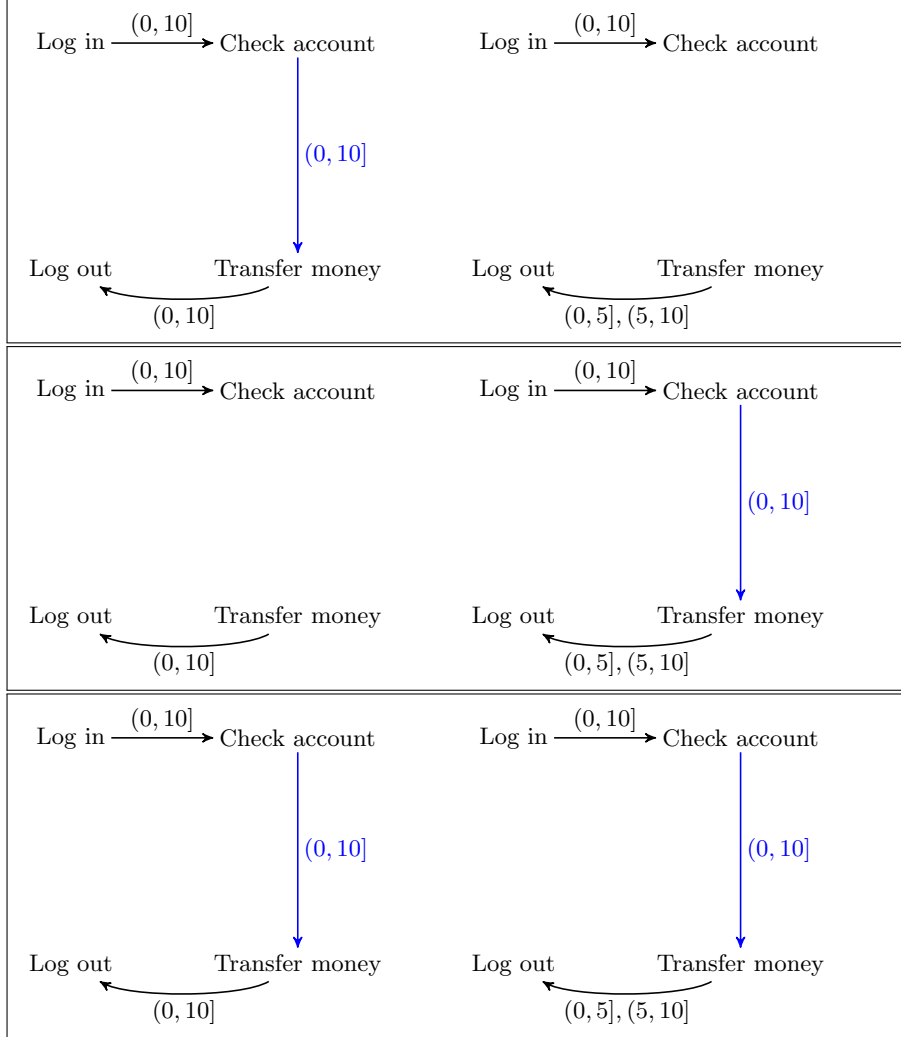


Fig. 7. Some neighbors of S during *MTL Forward search*: considering to add an edge between Check account and Transfer money ($O_{add}(\text{Check account}, \text{Transfer money})$) to \mathcal{M}_1 only, \mathcal{M}_2 only, or both \mathcal{M}_1 and \mathcal{M}_2 and respectively leading to (from top to bottom) $\mathcal{S}_1, \mathcal{S}_2$ and \mathcal{S}_{12} .

We consider now our objective function (equation (8)) with the Paired prior of equation (9) for our set of two models to determine which of the neighbors will be the one selected for the next step of the phase.

In a need for simplicity, we assume that $p(\mathcal{M}_1) = p(\mathcal{M}_2)$. To select the most likely set, we look for

$$\text{argmax}_{\mathcal{M}_1, \mathcal{M}_2} (p(D_1 | \mathcal{M}_1) \cdot p(D_2 | \mathcal{M}_2) \cdot (1 - \delta)^{d(\mathcal{M}_1, \mathcal{M}_2)}) . \quad (10)$$

The distance between the models \mathcal{M}_1 and \mathcal{M}_2 on the sets $\mathcal{S}, \mathcal{S}_1, \mathcal{S}_2$ and \mathcal{S}_{12} . from figures 6 and 7 are $d_{\mathcal{S}_1}(\mathcal{M}_1, \mathcal{M}_2) = d_{\mathcal{S}_2}(\mathcal{M}_1, \mathcal{M}_2) = \frac{4}{3}$ and $d_{\mathcal{S}}(\mathcal{M}_1, \mathcal{M}_2) = d_{\mathcal{S}_{12}}(\mathcal{M}_1, \mathcal{M}_2) = \frac{1}{3}$.

$p_{\mathcal{S}_1}(D_1|\mathcal{M}_1) < p_{\mathcal{S}}(D_1|\mathcal{M}_1)$, and \mathcal{M}_2 is the same in both \mathcal{S}_1 and \mathcal{S} . From previous calculations of distances, we know that the penalty term $(1 - \delta)^{d_{\mathcal{S}}(\mathcal{M}_1, \mathcal{M}_2)}$ is higher than $(1 - \delta)^{d_{\mathcal{S}_1}(\mathcal{M}_1, \mathcal{M}_2)}$, so \mathcal{S}_1 has a lower *posterior* than \mathcal{S} .

We assume that there is a strong dependency between Check account and Transfer money in D_2 , that makes the presence of the arc from Check account to Transfer Money in \mathcal{M}_2 more likely than its absence in \mathcal{M}_1 . We can express it with:

$$\frac{p_{\mathcal{S}_{12}}(D_1|\mathcal{M}_1)}{p_{\mathcal{S}_2}(D_1|\mathcal{M}_1)} > \frac{p_{\mathcal{S}_{12}}(D_2|\mathcal{M}_2)}{p_{\mathcal{S}_2}(D_2|\mathcal{M}_2)}. \quad (11)$$

Therefore, from $(1 - \delta)^{\frac{1}{3}} > (1 - \delta)^{\frac{4}{3}}$ and equation (11), \mathcal{S}_{12} happens to be more likely than \mathcal{S}_2 , and both are better sets than \mathcal{S} . Finally, \mathcal{S}_{12} is selected for the next step of the *MTL Forward search* and the edge between Check Account and Transfer Money is now present in \mathcal{M}_1 when it was not considered in \mathcal{M}_1^{STL} because of the lack of data.

We can see in this example that using our Multi-task learning algorithm can help to learn several related tasks even with limited data by using information from their related tasks.

5 Conclusion

Multi Task Learning is one kind of Transfer Learning, well studied in Machine Learning, but no so developed for probabilistic graphical models such as Bayesian Networks. Graphical Event Models are probabilistic graphical models dedicated to modeling continuous time processes. Single Task Learning such models from event logs have been very recently studied in a few works.

In this paper we proposed an algorithm for Multi Task Learning with Time-scale Graphical Event Models. This algorithm, *MTL Forward-Backward search*, is an adaptation of the one proposed for Bayesian networks by [9] that also combines the efficient TGEM structure learning method proposed by [6] and the TGEM distance recently proposed in [1]. In this preliminary work, we also illustrated this algorithm with a simple toy example in order to give the intuition of its interest.

In the future, we plan to finalize the implementation of our algorithm, and to apply it on real world case studies in computer security. We also look forward to generalize this approach to another very recent GEM approach (Proximal GEM)[2].

We are also interested in studying beyond Multi-task learning and looking at other Transfer Learning tasks for Graphical Event Models, and dealing with both Incremental and Transfer Learning.

References

1. Antakly, D., Delahaye, B., Leray, P.: Graphical event model learning and verification for security assessment. In: 32th International Conference on Industrial Engineering and Other Applications of Applied Intelligent Systems, IEA/AIE 2019, Graz, Austria, July 9-11. pp. ?-? Springer International Publishing (2019)
2. Bhattacharjya, D., Subramanian, D., Gao, T.: Proximal graphical event models. In: Bengio, S., Wallach, H., Larochelle, H., Grauman, K., Cesa-Bianchi, N., Garnett, R. (eds.) *Advances in Neural Information Processing Systems* 31. pp. 8136–8145. Curran Associates, Inc. (2018)
3. Caruana, R.: Multitask learning: A knowledge-based source of inductive bias. In: *Proceedings of the Tenth International Conference on Machine Learning*. pp. 41–48. Morgan Kaufmann (1993)
4. Chickering, D., Heckerman, D.: Efficient Approximation for the Marginal Likelihood of Incomplete Data given a Bayesian Network. In: *UAI'96*. pp. 158–168. Morgan Kaufmann (1996)
5. Dean, T., Kanazawa, K.: A model for reasoning about persistence and causation. *Computational Intelligence* 5(2), 142–150 (1998)
6. Gunawardana, A., Meek, C.: Universal models of multivariate temporal point processes. In: Gretton, A., Robert, C.C. (eds.) *Proceedings of the 19th International Conference on Artificial Intelligence and Statistics. Proceedings of Machine Learning Research*, vol. 51, pp. 556–563. PMLR, Cadiz, Spain (09–11 May 2016)
7. Murphy, K.: *Dynamic Bayesian Networks: Representation, Inference and Learning*. Ph.D. thesis, University of California, Berkeley (2002)
8. Niculescu-Mizil, A., Caruana, R.: Inductive transfer for bayesian network structure learning. In: Meila, M., Shen, X. (eds.) *Proceedings of the Eleventh International Conference on Artificial Intelligence and Statistics. Proceedings of Machine Learning Research*, vol. 2, pp. 339–346. PMLR, San Juan, Puerto Rico (21–24 Mar 2007)
9. Niculescu-Mizil, A., Caruana, R.: Inductive transfer for bayesian network structure learning. In: Guyon, I., Dror, G., Lemaire, V., Taylor, G., Silver, D. (eds.) *Proceedings of ICML Workshop on Unsupervised and Transfer Learning. Proceedings of Machine Learning Research*, vol. 27, pp. 167–180. PMLR, Bellevue, Washington, USA (02 Jul 2012)
10. Nodelman, U., Shelton, C., Koller, D.: Continuous time Bayesian networks. In: *Proceedings of the Eighteenth Conference on Uncertainty in Artificial Intelligence (UAI)*. pp. 378–387 (2002)
11. Parikh, A.P., , Meek, C.: Conjoint modeling of temporal dependencies in event streams. In: *UAI Bayesian Modelling Applications Workshop* (August 2012)
12. Rajaram, S., Graepel, T., Herbrich, R.: Poisson-networks: A model for structured point processes. In: *Proceedings of the Tenth International Workshop on Artificial Intelligence and Statistics* (January 2005)