



HAL
open science

A strategy for multimodal canopy images registration

Clément Douarre, Carlos F Crispim-Junior, Anthony Gelibert, Laure Tougne,
David Rousseau

► **To cite this version:**

Clément Douarre, Carlos F Crispim-Junior, Anthony Gelibert, Laure Tougne, David Rousseau. A strategy for multimodal canopy images registration. 7th International Workshop on Image Analysis Methods in the Plant Sciences, Jul 2019, Lyon, France. hal-02183837v1

HAL Id: hal-02183837

<https://hal.science/hal-02183837v1>

Submitted on 15 Jul 2019 (v1), last revised 26 Jul 2019 (v2)

HAL is a multi-disciplinary open access archive for the deposit and dissemination of scientific research documents, whether they are published or not. The documents may come from teaching and research institutions in France or abroad, or from public or private research centers.

L'archive ouverte pluridisciplinaire **HAL**, est destinée au dépôt et à la diffusion de documents scientifiques de niveau recherche, publiés ou non, émanant des établissements d'enseignement et de recherche français ou étrangers, des laboratoires publics ou privés.

A strategy for multimodal canopy images registration

Clément DOUARRE^{1,2,3}, Carlos CRISPIM-JUNIOR¹, Anthony GELIBERT³, Laure TOUGNE¹, David ROUSSEAU²

1 : LIRIS : UMR 5205 CNRS Lyon, France.

2 : LARIS : UPRES EA 7315, Angers, France.
clement.douarre@liris.cnrs.fr

3 : Carbon Bee, St-Marcel-Lès-Valence, France.

7th International Workshop on Image Analysis Methods in the Plant Sciences (2019), Lyon, France

Abstract


Registration of complex and self-similar images such as plant canopy images is a challenge in plant sciences. Yet, this is often a required step for multimodal imaging, where unaligned sensors yield unregistered image pairs. We propose a pipeline adapted to such constraints, applied to apple tree canopies. Specifically, we apply an intensity-based registration **on downscaled and/or Gaussian blurred** versions of the targeted images. This helps to eliminate spurious details, which smooths the optimization landscape and also helps to reduce differences between the modalities. Results show better registration than with standard feature-based or intensity-based methods.

1 Dataset



- 50 image pairs of dense apple plant canopies inoculated with apple scab.
- Acquisition in visible and in infrared domain in order to conduct a multimodal automatic scab detection.


2 Offset problem




The two sensors (visible and infrared) have a physical offset, leading to unaligned images.

→ registration needed for multimodal analysis.

Carbon Bee AQiT hyperspectral sensor




3 Limits of state-of-the art methods



Traditional feature-based registration methods such as SIFT fail because of

- high number of salient points,
- auto-similar image,
- multiple scales,
- visible/IR differences.

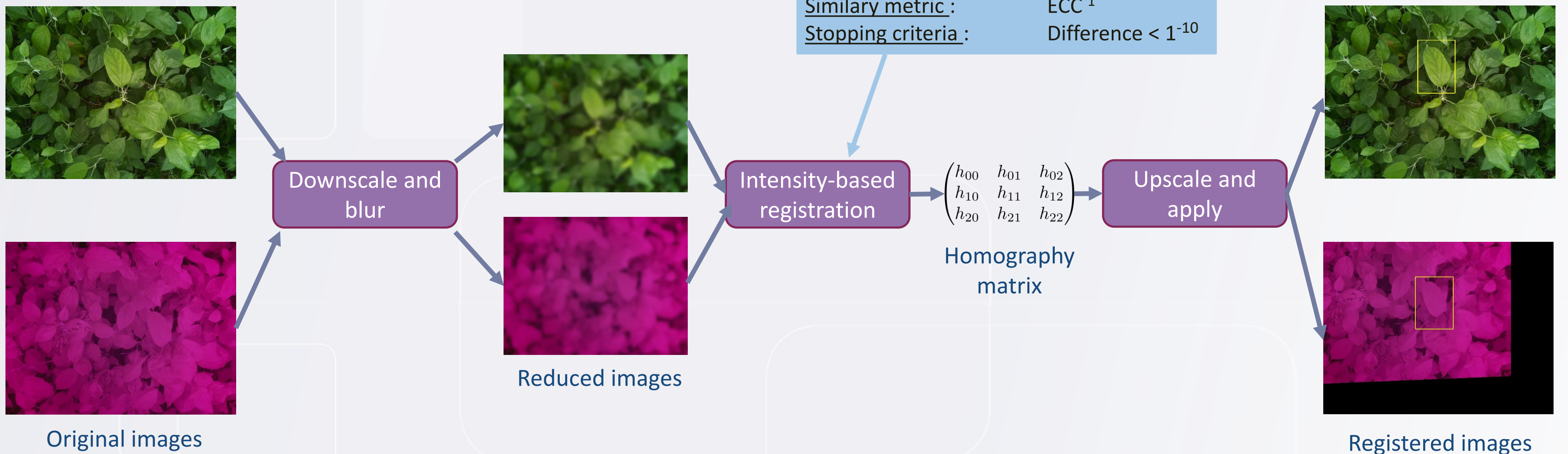
→ features incorrectly matched.



Intensity-based registration fails because the high number of salient points leads to a complex optimization landscape.

→ algorithm "stuck" in local minima.

4 Proposed approach



5 Results

Downscale ratio	Gaussian blur sigma			
	$\sigma = 0$	$\sigma = 2$	$\sigma = 4$	SIFT
$d = 1$	8.4	9.4	10.0	0.0
$d = 0.5$	9.4	10.5	10.8	0.0
$d = 0.1$	10.9	11.5	12.0	0.0

Results correspond to difference in ECC between registered image pairs and unregistered image pairs, averaged over the whole dataset.

Registration is improved when the registered images are downscaled and blurred. Note that SIFT-based registration failed completely in our case.

6 Perspectives

- Multiple resolution registration : Once images have been registered at a lower resolution, perform another registration at a higher level of detail, starting from that first registration.
- Multimodal automatic scab detection : segmentation by neural network, based on both visible and infrared modalities.

[1] Evangelidis, Georgios D., and Emmanouil Z. Psarakis. "Parametric image alignment using enhanced correlation coefficient maximization." *IEEE Transactions on Pattern Analysis and Machine Intelligence* 30.10 (2008): 1858-1865.