



**HAL**  
open science

## **ZnO nanowires-on-quartz for efficient water purification: The issue of Volatile organic compounds (VOCs) degradation using solar energy**

Lan Gao, Martine Gnambodoe-Capochichi, E. Nefzaoui, Frederic Marty, Tarik Bourouina, Yamin Leprince-Wang

### ► To cite this version:

Lan Gao, Martine Gnambodoe-Capochichi, E. Nefzaoui, Frederic Marty, Tarik Bourouina, et al.. ZnO nanowires-on-quartz for efficient water purification: The issue of Volatile organic compounds (VOCs) degradation using solar energy. The 9th International Multidisciplinary Conference on Optofluidics (IMCO2019), Jun 2019, Hong Kong, China. hal-02183395

**HAL Id: hal-02183395**

**<https://hal.science/hal-02183395>**

Submitted on 20 Jul 2020

**HAL** is a multi-disciplinary open access archive for the deposit and dissemination of scientific research documents, whether they are published or not. The documents may come from teaching and research institutions in France or abroad, or from public or private research centers.

L'archive ouverte pluridisciplinaire **HAL**, est destinée au dépôt et à la diffusion de documents scientifiques de niveau recherche, publiés ou non, émanant des établissements d'enseignement et de recherche français ou étrangers, des laboratoires publics ou privés.

# ZnO nanowires-on-quartz for efficient water purification

## The issue of volatile organic compounds (VOCs) degradation using solar energy

Lan GAO<sup>1,2</sup>, Elyes NEFZAOU<sup>1</sup>, Martine GNAMBODOE-CAPOCHICHI<sup>2</sup>, Yamin LEPRINCE-WANG<sup>2</sup>, Tarik BOUROUINA<sup>1</sup>

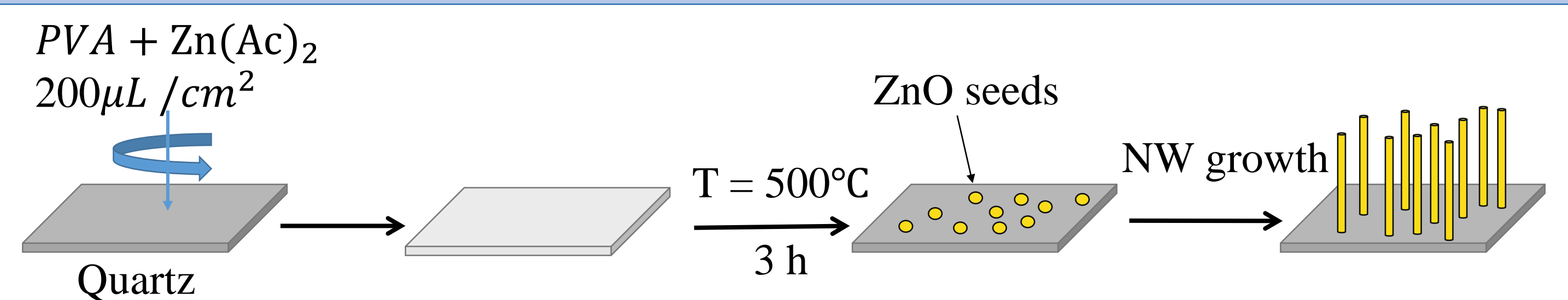
<sup>1</sup> Université Paris-Est, ESYCOM CNRS FRE2028, ESIEE PARIS-93162, Noisy le Grand, France

<sup>2</sup> Université Paris-Est, ESYCOM CNRS FRE2028, UPEM-77420, Champs sur Marne, France

### Introduction

The photocatalysis is proved to be the most efficient way for the degradation process of organic pollutants. ZnO and TiO<sub>2</sub> are supposed to be the most common photocatalysts due to their high performance in degradation by producing the oxidative free radical after being illuminated by UV light. Taking the advantages of these chemical properties, the environmental applications were developed by many research groups using micro-nano technologies. Furthermore, ZnO has biocompatibility advantage, and easy to obtain the high aspect ratio nanowires (NWs) via low-cost synthesis method with the further advantage of being firmly anchored to the substrate, leading to more sustainable applications.

### Synthesis of ZnO NWs



Two steps hydrothermal synthesis diagram

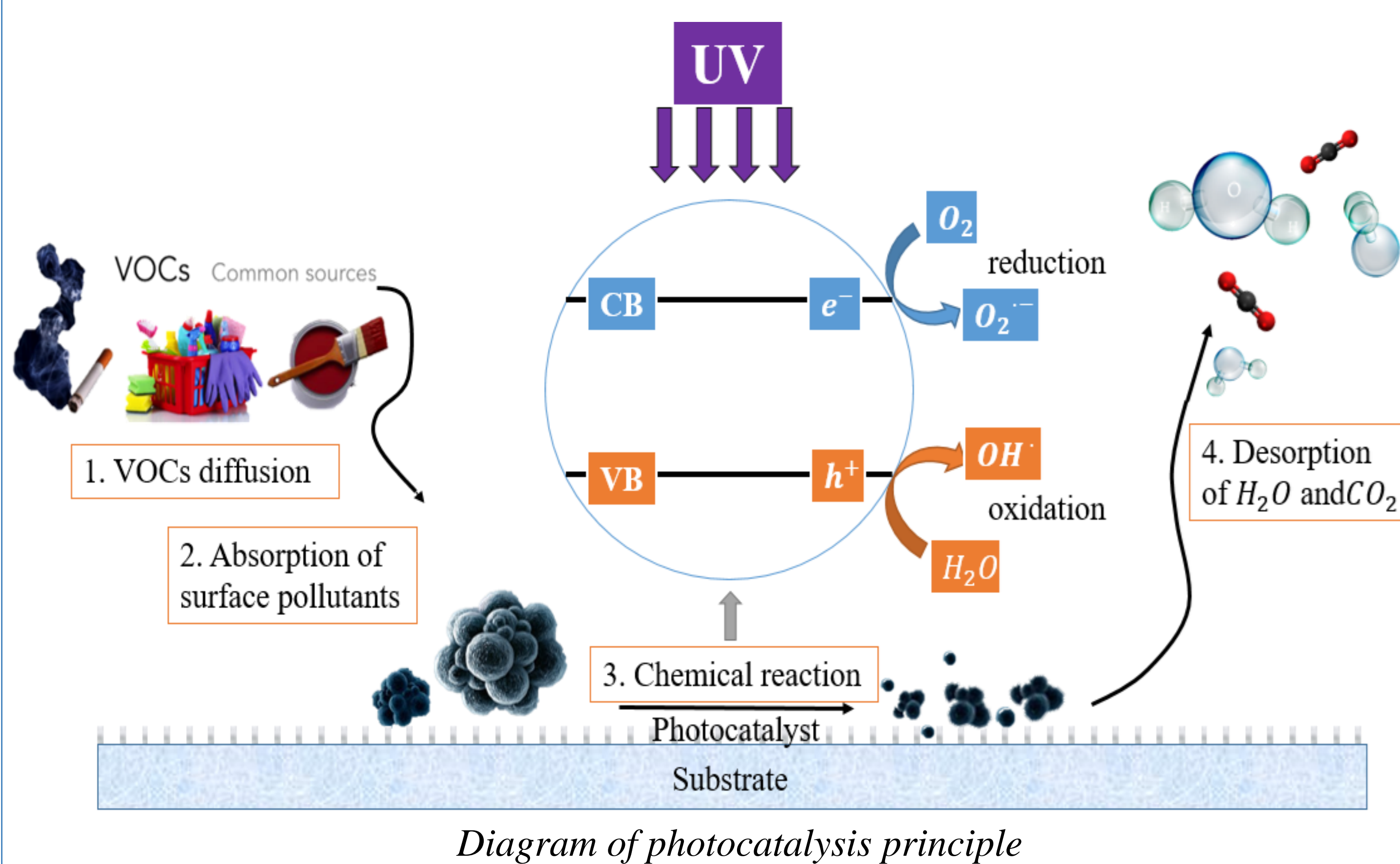
(1) Seedlayer deposition (At room temperature via spin-coating)

PVA + Zn(Ac)<sub>2</sub> 200μL / cm<sup>2</sup>

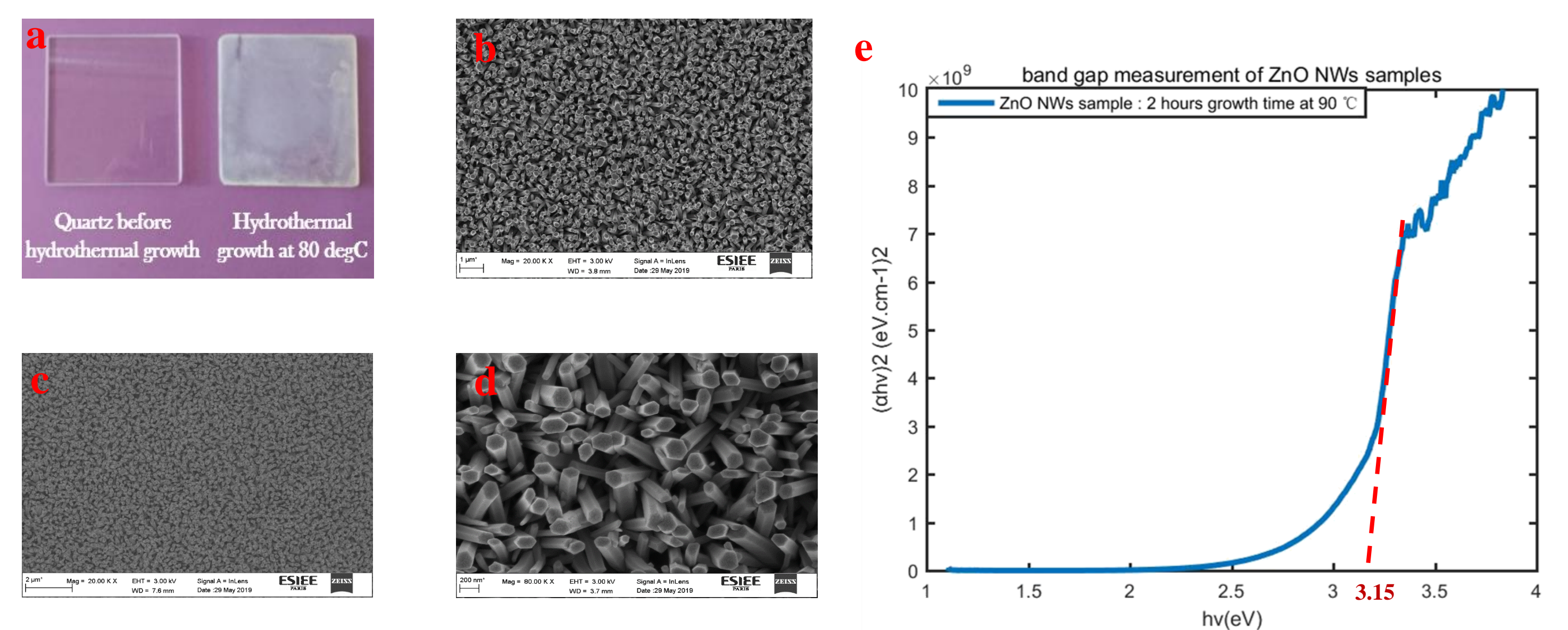
(2) ZnO nanowires growth (At 90 °C for 2 hours)

25mM Zn(NO<sub>3</sub>)<sub>2</sub> + 12.5 mM HMTA

### Photocatalysis principle

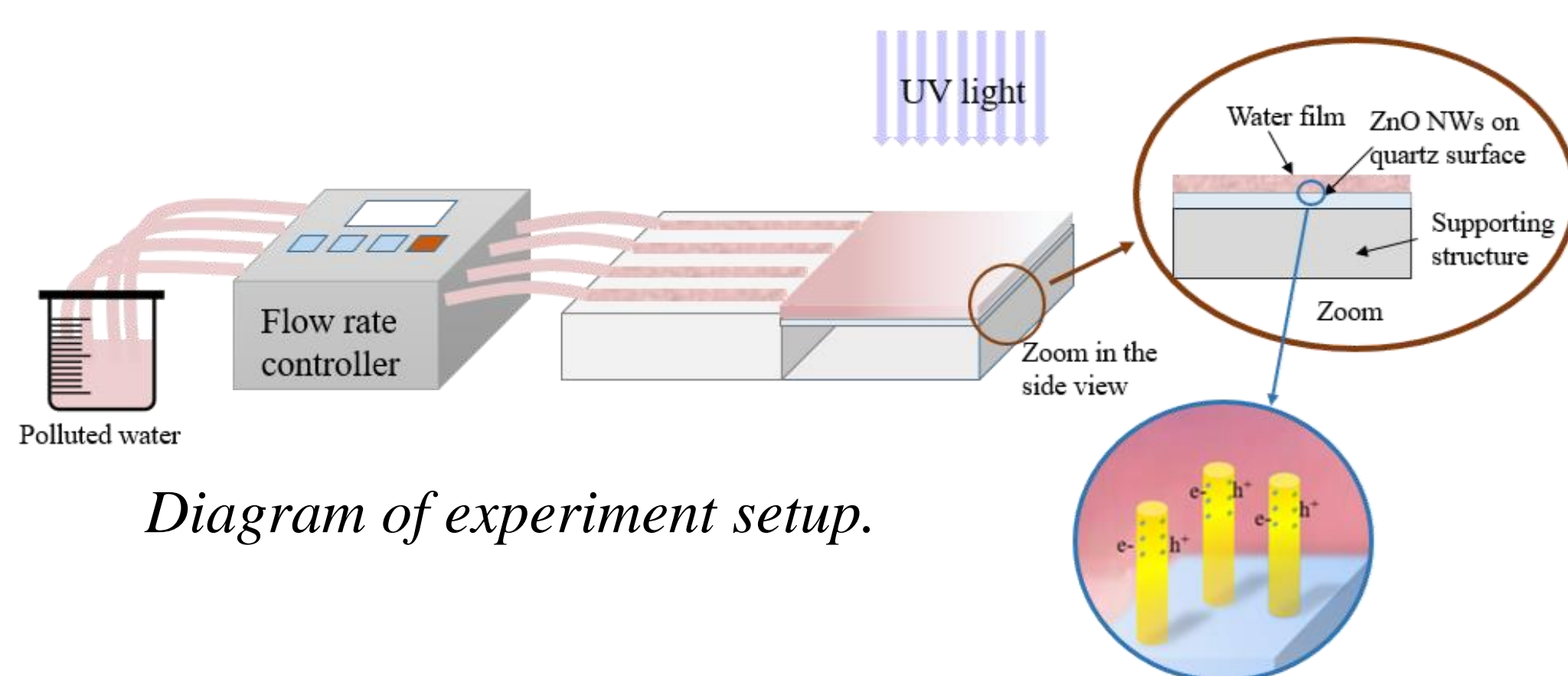


### Characterization of ZnO NWs

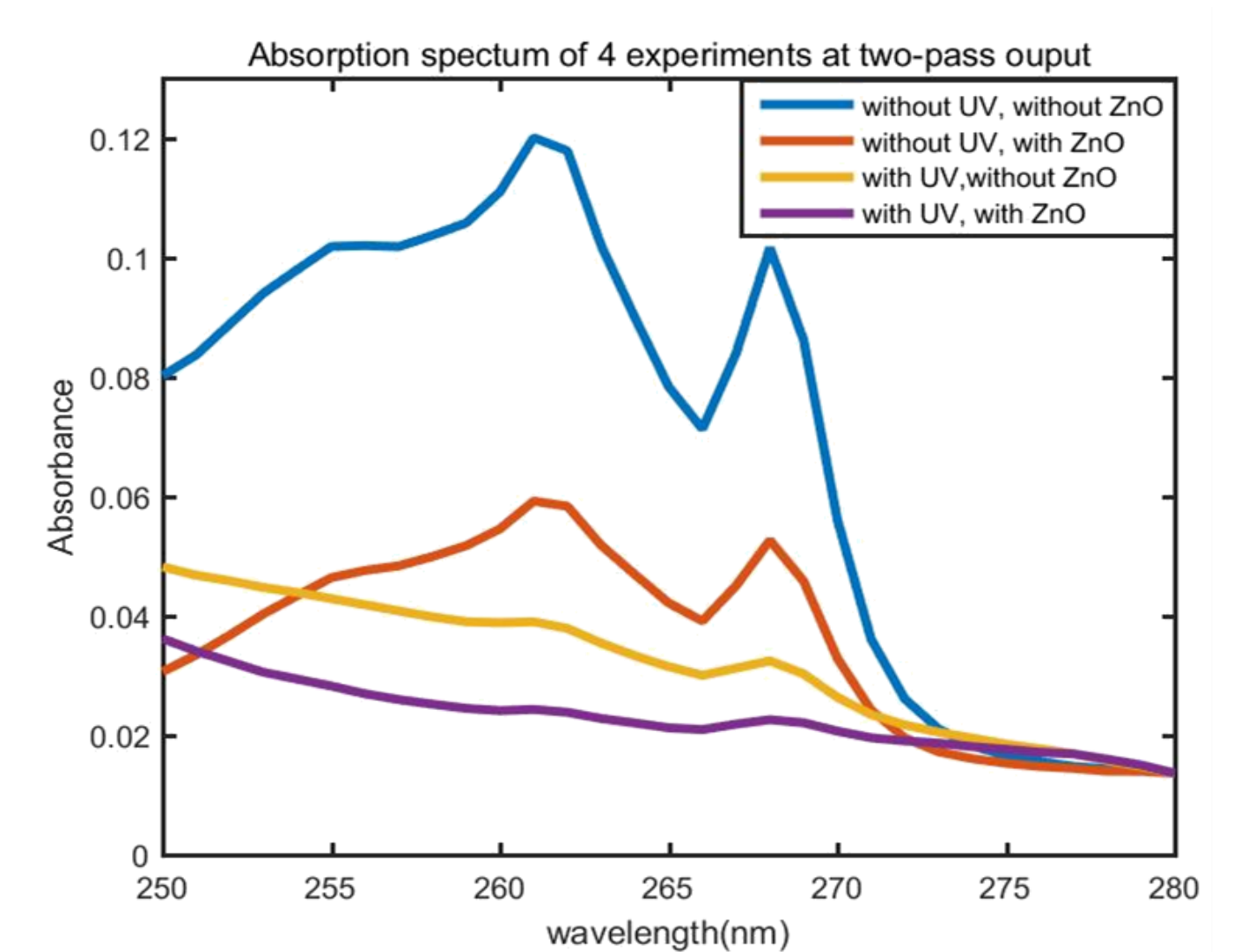
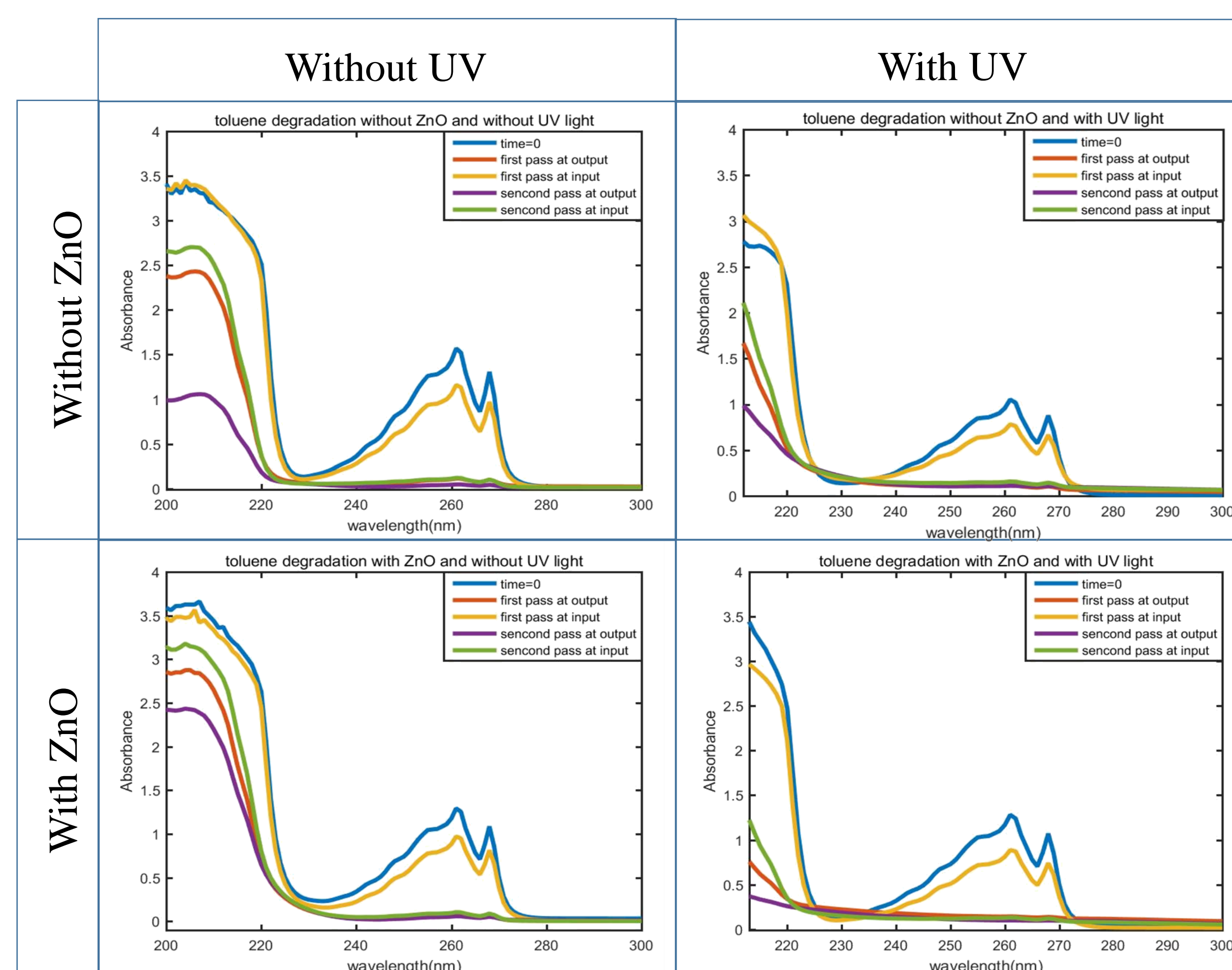


### Degradation of toluene

The polluted water sample was prepared with toluene (volatile organic compounds) with the concentration of 530 ppm. The macro water film flow was controlled with a given flow rate, which sited above the ZnO NWs on the quartz surface.



Using UV-Vis spectrum approach, the degradation effect can be obviously observed according to absorbance from analyses results. Due to the chemical property of toluene, 3 controlled experiments were conducted to compare as a blank reference to indicate the impact of UV light and the surrounding atmosphere.



Absorption spectrum of treated water sample after two-pass.

After the second pass, the absorption spectrum of the treated water sample showed that the best degradation effect of toluene in water was with UV light and ZnO NWs; while the UV light also has a significant effect on toluene degradation.

### Conclusion

- A homogeneous ZnO NWs has been successfully grown on the quartz surface via SEM observation, with a band gap of ~ 3.15 eV.
- The best performance of toluene degradation in water can be observed under UV light with ZnO NWs. The blank comparison experiments offset the volatile effect, which illustrates a further verification of ZnO NWs degradation effect with UV light.