



HAL
open science

Elaboration of an economic model for decision aid optimizing the maintenance strategy of transport system

Rim Louhichi, Mohamed Sallak, Jacques Pelletan

► To cite this version:

Rim Louhichi, Mohamed Sallak, Jacques Pelletan. Elaboration of an economic model for decision aid optimizing the maintenance strategy of transport system. 6^{ème} Journées Régionales des Doctorants en Automatique (JRDA), Jul 2019, Lille, France. 2019. hal-02181095

HAL Id: hal-02181095

<https://hal.science/hal-02181095>

Submitted on 11 Jul 2019

HAL is a multi-disciplinary open access archive for the deposit and dissemination of scientific research documents, whether they are published or not. The documents may come from teaching and research institutions in France or abroad, or from public or private research centers.

L'archive ouverte pluridisciplinaire **HAL**, est destinée au dépôt et à la diffusion de documents scientifiques de niveau recherche, publiés ou non, émanant des établissements d'enseignement et de recherche français ou étrangers, des laboratoires publics ou privés.



Elaboration of an economic model for decision aid optimizing the maintenance strategy of transport systems

Rim LOUHICHI⁽¹⁾, Mohamed SALLAK⁽¹⁾, Jacques PELLETAN⁽²⁾

(1) SORBONNE UNIVERSITES, UNIVERSITE DE TECHNOLOGIE DE COMPIEGNE, CNRS, HEUDIASYC, CS 60 319, 60 203 Compiègne cedex, France
(2) UNIVERSITE PARIS 8 ET INSTITUT LOUIS BACHELIER 28 Place de la Bourse, 75002 Paris, France



Introduction

Project context :

– MAPSYD (« Predictive Maintenance of transport SYstems in presence of incomplete/uncertain Data ») is a referenced ANR project (project reference : ANR17-CE22-0013).

- Project partnerships :

Industrial partnerships



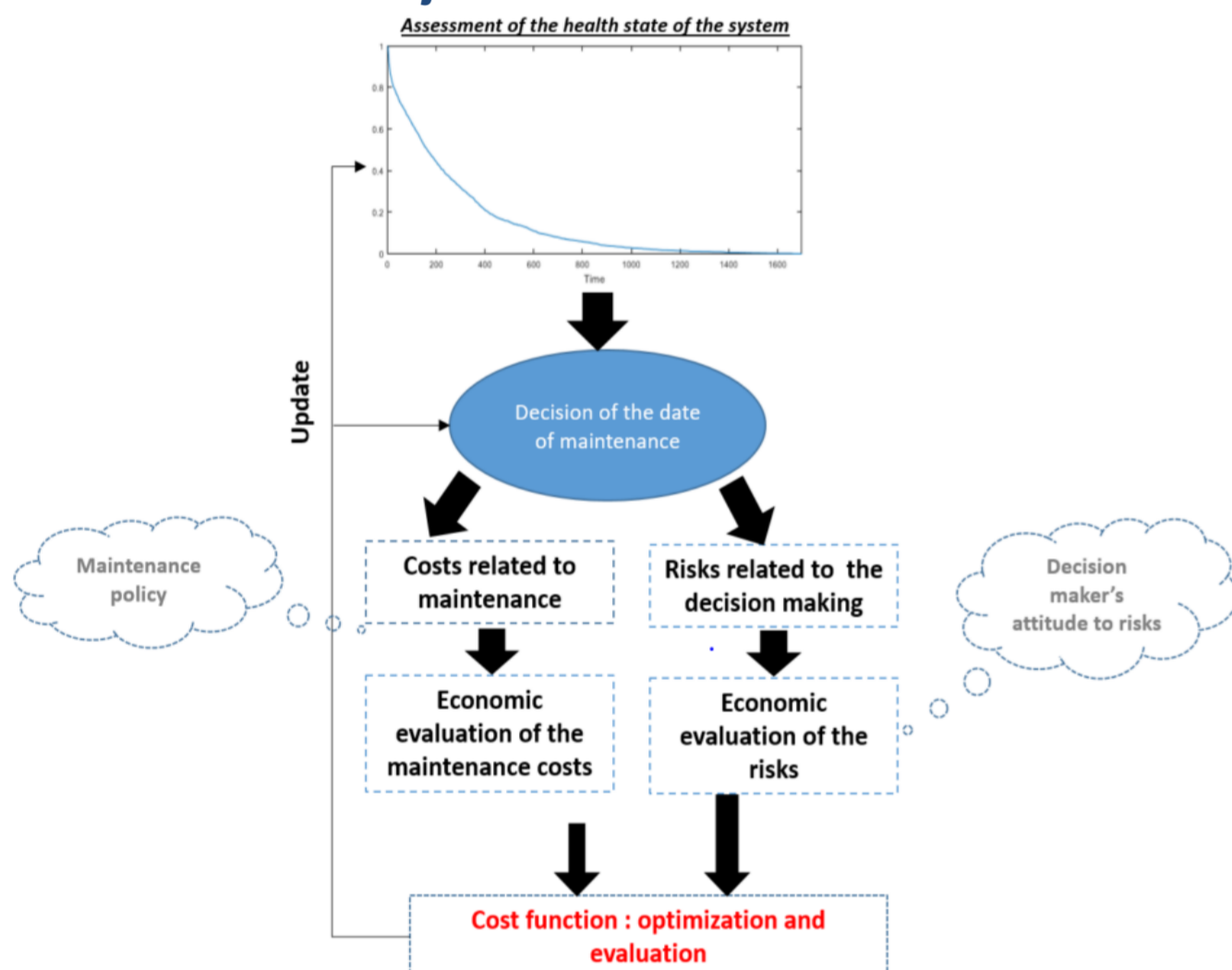
Academic partnerships



- Main industrial issues tackled by MAPSYD project :



Main issues and objective of the PhD thesis :



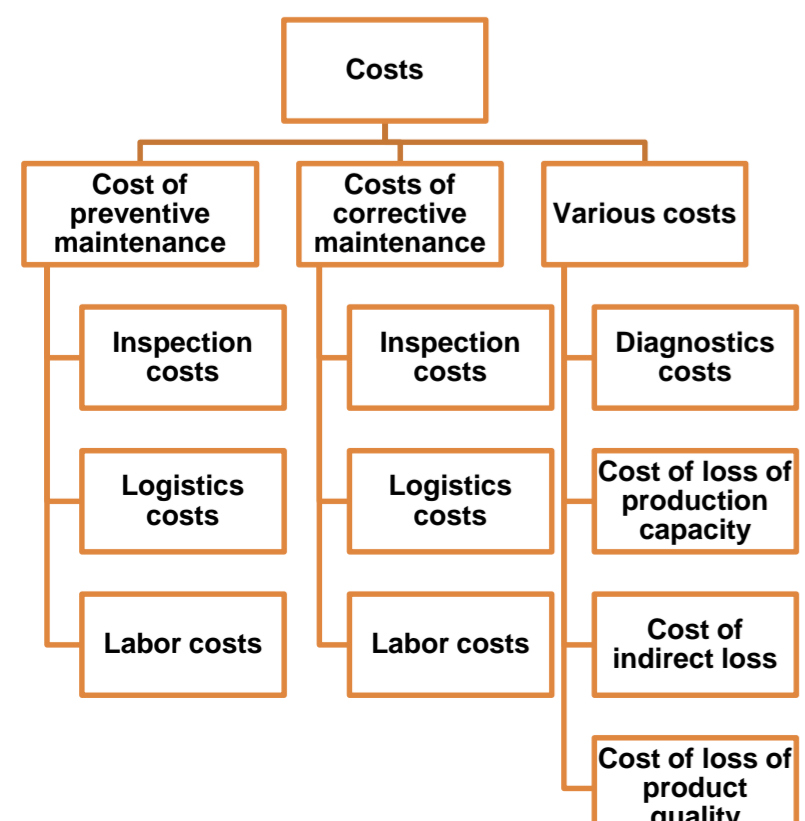
Objective : Deployment of an approach for decision making to optimize maintenance costs by taking into account the economic risks and the decision-maker's risk behavior.

State of the art

Technical definitions :

Maintenance	• combination of all technical, administrative and managerial actions during the life cycle of a system intended to retain it in, or restore it to, a state in which it can perform the required function (1).
Predictive maintenance	• maintenance carried out following a forecast derived from repeated analysis or known characteristics and evaluation of the significant parameters of the degradation of the system (1).
Corrective maintenance	• maintenance carried out after fault recognition and intended to restore a system into a state in which it can perform a required function (1).
Inspection	• examination for conformity by measuring, observing, or testing the relevant characteristics of a system (1).
Remaining Useful Life (RUL)	• the RUL of a system is defined as the expected lifetime between the current time and the end of life of the system (2).
Risk	• risk is defined as the product of the probability of occurrence of a hazardous event and the severity of that event (3) : Risk = probability of occurrence X severity of a hazardous event.

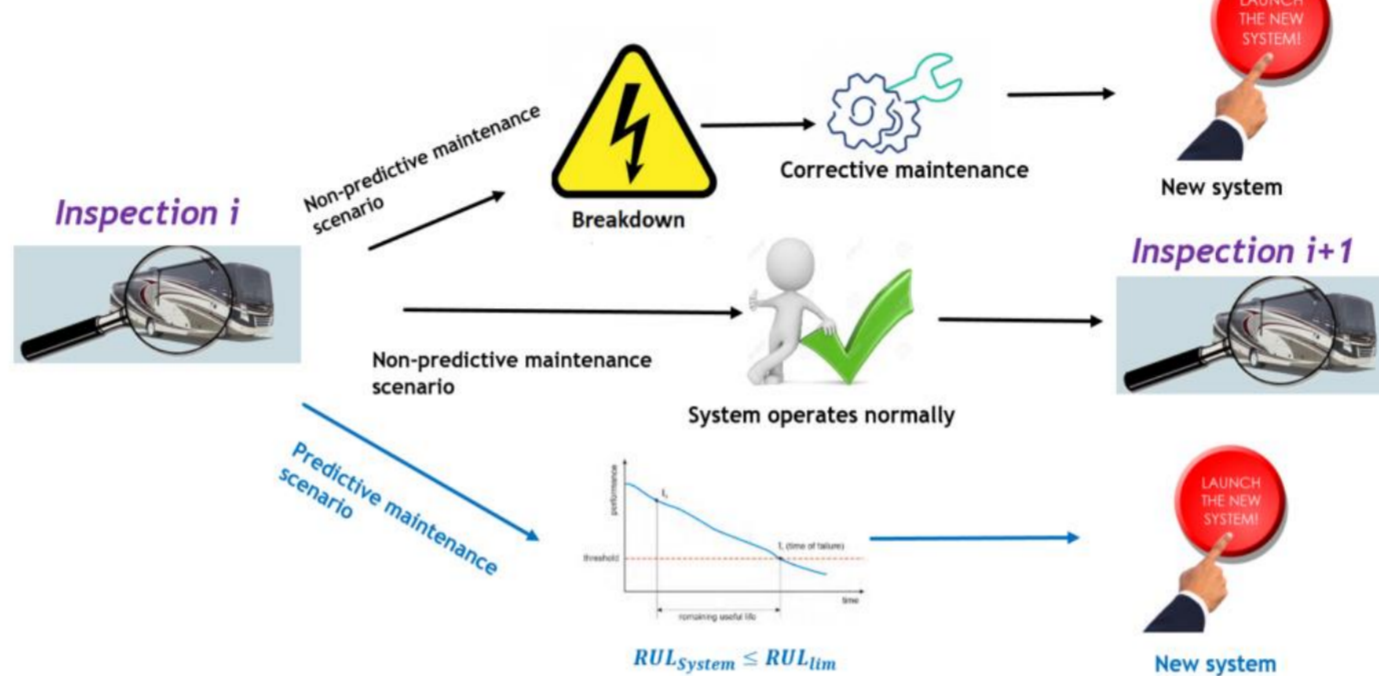
State of the art on cost maintenance :



Methodology for maintenance cost optimization

Assumptions :

- The system under study is a single component.
- The system under study is a part of a complex system with a known duration of exploitation, called D .
- The inspection is performed regularly on the system under study and it gives information on the health state of the system, i.e. the inspection gives a real estimation of the RUL of the system.
- The inspection does not alter the system's performance.
- An inspection is required at the beginning of the life of the system but the system's state of health does not imply a system replacement because the system is supposed to be new.
- Between inspection i and inspection $i+1$, one of these following scenarios may happen :



- The cost of a predictive/corrective replacement and the cost of a single inspection are supposed to be constant and known.
- The duration of predictive/corrective replacement is supposed to be constant and known.
- The system's failure follows the Weibull distribution.

Mathematical formulation of cost optimization :

Objective : minimize the total cost $Cost_{total}$ including the cost of corrective maintenance C_c , the cost of predictive maintenance C_p , the cost of inspections C_i , the cost of operating loss C_{ol} and the cost of indirect loss C_{il} during the cycle D .

$$\text{minimize}(Cost_{total}) = \text{minimize}(C_c + C_p + C_{ol} + C_{il})$$

under the following constraints :

- The costs are positive : $C_c, C_p, C_{ol}, C_i, C_{il} \geq 0$
- The decision N_i to perform predictive maintenance between inspection i and $i+1$ is binary : $N_i \in \{0, 1\}$
- There is at most one predictive maintenance action to perform on the system under study : $\sum_{i=1}^{N_{in}-1} N_i \leq 1$.
- The total number of inspections N_{in} is integer and superior to 1 : $N_{in} \text{ integer}, N_{in} \geq 1$.
- The durations of both predictive and corrective replacements (D_p and D_c) should be too small comparing to the inspection step to ensure the availability of the system.

$$D_c \leq \epsilon \cdot \frac{D}{N_{in}}$$

$$D_p \leq \epsilon \cdot \frac{D}{N_{in}}$$

Mathematical equations of costs :

Cost of predictive maintenance	• $C_p = \sum_{i=1}^{N_{in}-1} c_p \cdot N_i$
Cost of corrective maintenance	• $C_c = \sum_{i=1}^{N_{in}-1} c_c \cdot (1 - N_i) \frac{\int_{t_i}^{t_{i+1}} f_i(t) \cdot dt}{R_i(t_i)}$
Cost of inspection	• $C_i = N_{in} \cdot c_i$
Cost of operating loss	• $C_{ol} = \sum_{i=1}^{N_{in}-1} c_{dt} \cdot D_p \cdot N_i + \sum_{i=1}^{N_{in}-1} c_{dt} \cdot D_c \cdot (1 - N_i) \frac{\int_{t_i}^{t_{i+1}} f_i(t) \cdot dt}{R_i(t_i)}$
Cost of indirect loss	• $C_{il} = \text{human risk} + \text{financial risk} + \text{environmental risk}$

Considering the following notation :

- c_p : cost of a predictive replacement
- c_c : cost of a corrective replacement
- c_i : cost of an inspection
- c_{dt} : cost of system down time per unit of time
- f_i : failure probability density function at inspection i
- R_i : reliability of the system at inspection i
- t_i : time of inspection i

Risk assessment

Human risks :

- **Value of Statistical Life (VSL)** : terminology referring to the trade-off between fatality risks and money. It reflects the worker's willingness to pay to accept risks and to pay for more safety.
- **Expression of human risks** : If n persons may probably be affected by the occurrence of a failure scenario with a probability of death equal to p_j^d for the j^{th} person, then the human risks can be evaluated as follows :

$$\text{Human risks} = \sum_{j=1}^n VSL \cdot p_j^d \cdot \sum_{i=1}^{N_{in}-1} (1 - N_i) \frac{\int_{t_i}^{t_{i+1}} f_i(t) \cdot dt}{R_i(t_i)}$$

Financial risks :

- **Churn rate** : the proportion of customers that a business loses during a given period of time.
- **Assumptions** : the business loses $x\%$ in case of predictive maintenance and $y\%$ in case of corrective maintenance.

Expression of financial risks :

$$\text{Financial risks} = M \cdot C \cdot \left(x\% \cdot \sum_{i=1}^{N_{in}-1} N_i + y\% \cdot \sum_{i=1}^{N_{in}-1} (1 - N_i) \frac{\int_{t_i}^{t_{i+1}} f_i(t) \cdot dt}{R_i(t_i)} \right)$$

Where :

- M : number of potential customers at the beginning of period D .
- C : cost of loss of one customer.

Environmental risks :

- **Assumptions** : a failure of the system may cause damages to environment by emission of harmful pollutants. We assume that :
 - the total number of chemicals that may be emitted is equal to m .
 - P_j is the probability of emission of chemical j .
 - V_j is the volume of emission of chemical j .
 - ρ_j is the density value of chemical j .
 - D_{aj} is the cost of damage per tonne emission of chemical j

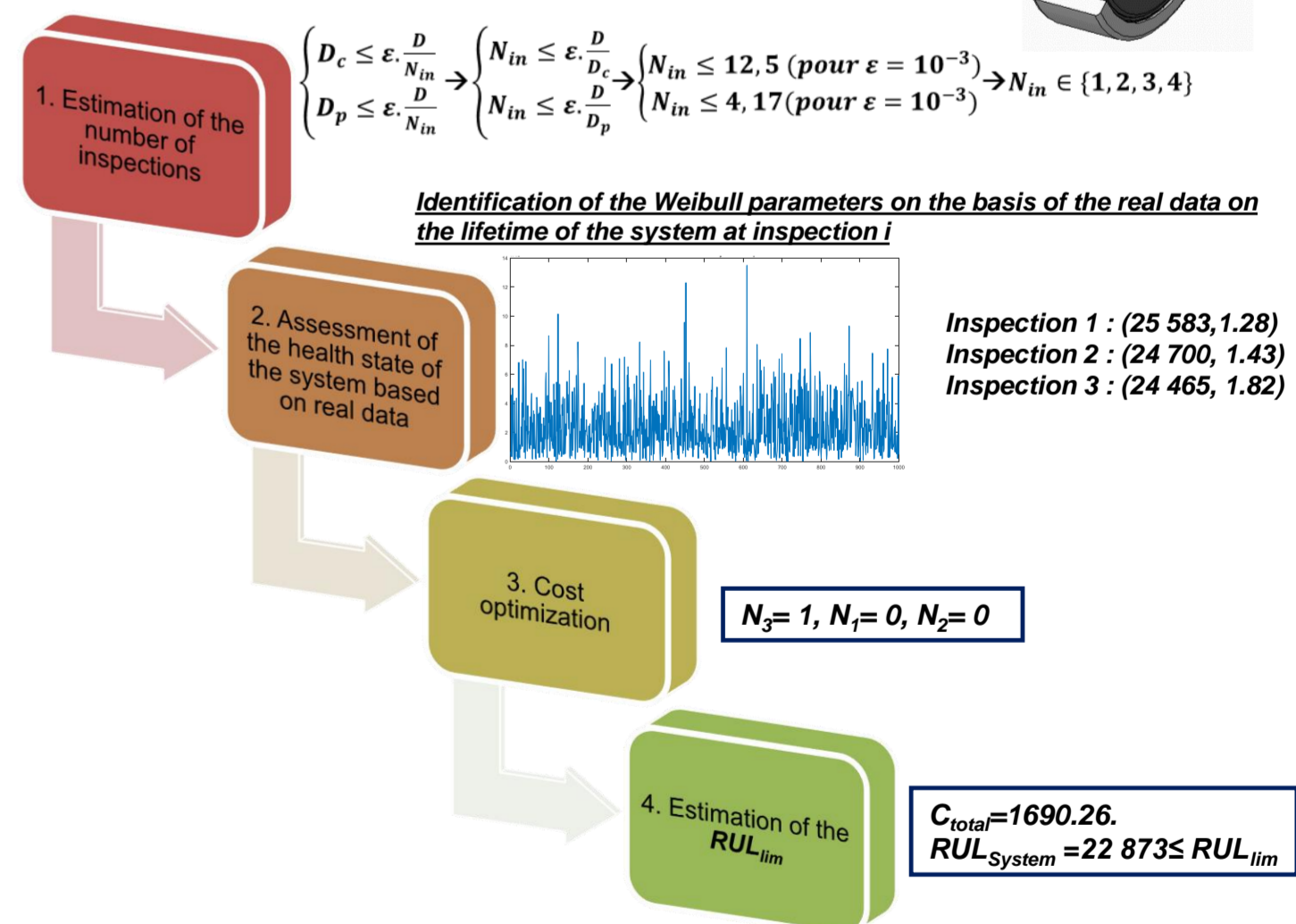
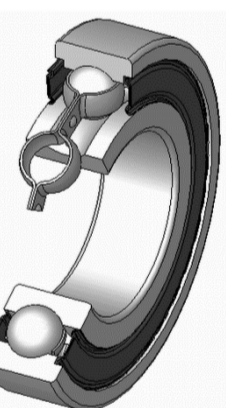
Expression of environmental risks :

$$\text{Environmental risks} = \left(\sum_{j=1}^m P_j \cdot V_j \cdot \rho_j \cdot D_{aj} \right) \cdot \left(\sum_{i=1}^{N_{in}-1} (1 - N_i) \frac{\int_{t_i}^{t_{i+1}} f_i(t) \cdot dt}{R_i(t_i)} \right)$$

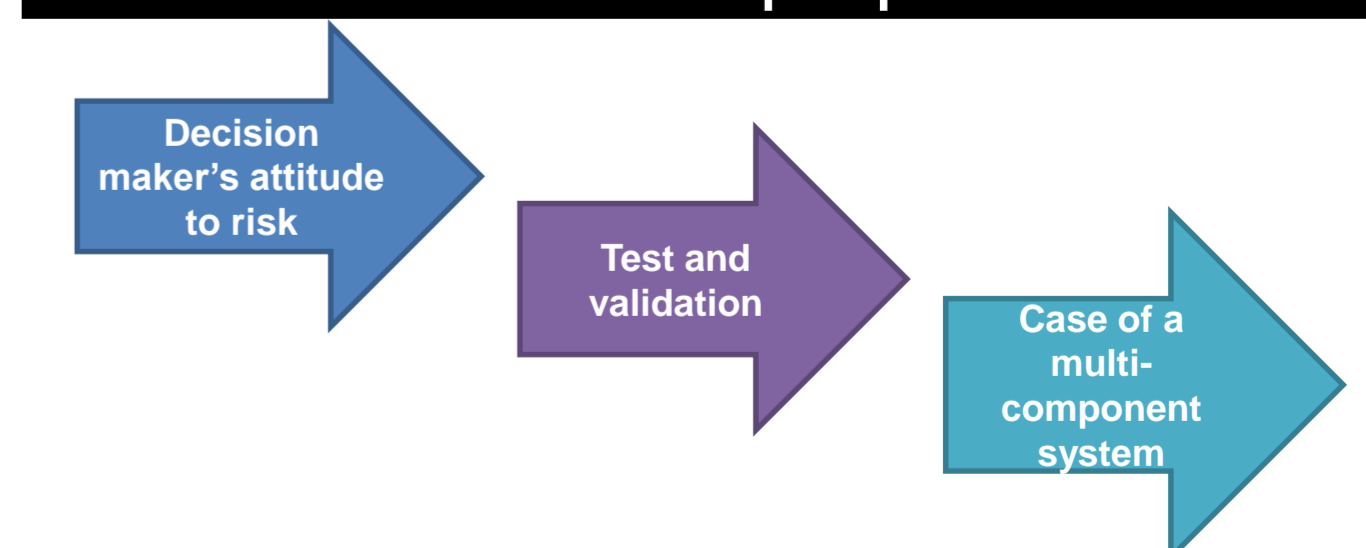
Example

System under study :

- A **rolling-element bearing**, also known as a rolling bearing, is a bearing which carries a load by placing rolling elements (such as balls or rollers) between two bearing rings called races. The relative motion of the races causes the rolling elements to roll with very little rolling resistance and with little sliding.



Future research perspectives



References

- (1) AFNOR, NF-EN-13306-X-60-319 : Maintenance terminology. Norm. "Association Française de Normalisation", 2018.
- (2) Si, X. S., Wang, W., Hu, C. H., & Zhou, D. H. (2011). Remaining useful life estimation - A review on the statistical data driven approaches. European Journal of Operational Research, 213(1), 1-14. <https://doi.org/10.1016/j.ejor.2010.11.018>
- (3) KHAN, Faisal I., HADDARA, Mahmoud M. Risk-based maintenance (RBM): a quantitative approach for maintenance/inspection scheduling and planning. Journal of loss prevention in the process industries, 2003, vol. 16, no. 6, p. 561-573.