



HAL
open science

Sedimentation of self-propelled Janus colloids: polarization and pressure

Félix Ginot, Alexandre Solon, Yariv Kafri, Christophe Ybert, Julien Tailleur,
Cécile Cottin-Bizonne

► **To cite this version:**

Félix Ginot, Alexandre Solon, Yariv Kafri, Christophe Ybert, Julien Tailleur, et al.. Sedimentation of self-propelled Janus colloids: polarization and pressure. *New Journal of Physics*, 2018, 20 (11), pp.115001. 10.1088/1367-2630/aae732 . hal-02178326

HAL Id: hal-02178326

<https://hal.science/hal-02178326>

Submitted on 9 Jul 2019

HAL is a multi-disciplinary open access archive for the deposit and dissemination of scientific research documents, whether they are published or not. The documents may come from teaching and research institutions in France or abroad, or from public or private research centers.

L'archive ouverte pluridisciplinaire **HAL**, est destinée au dépôt et à la diffusion de documents scientifiques de niveau recherche, publiés ou non, émanant des établissements d'enseignement et de recherche français ou étrangers, des laboratoires publics ou privés.



PAPER

Sedimentation of self-propelled Janus colloids: polarization and pressure

OPEN ACCESS

RECEIVED

17 May 2018

REVISED

30 August 2018

ACCEPTED FOR PUBLICATION

10 October 2018

PUBLISHED

6 November 2018

Original content from this work may be used under the terms of the [Creative Commons Attribution 3.0 licence](#).

Any further distribution of this work must maintain attribution to the author(s) and the title of the work, journal citation and DOI.



Felix Ginot^{1,2}, Alexandre Solon³, Yariv Kafri⁴, Christophe Ybert², Julien Tailleur⁵ and Cecile Cottin-Bizonne²

¹ Ceramic Synthesis and Functionalization Lab, UMR3080 CNRS-Saint-Gobain, F-84306, Cavaillon, France

² Univ. Lyon, Université Claude Bernard Lyon 1, CNRS, UMR 5306, Institut Lumière Matière, F-69622, Villeurbanne, France

³ Department of Physics, Massachusetts Institute of Technology, Cambridge, MA 02139, United States of America

⁴ Department of Physics, Technion, Haifa, 32000, Israel

⁵ Université Paris Diderot, Sorbonne Paris Cité, MSC, UMR 7057 CNRS, F-75205, Paris, France

E-mail: cecile.cottin-bizonne@univ-lyon1.fr

Keywords: sedimentation, self-propelled colloids, polarization

Abstract

We study experimentally—using Janus colloids—and theoretically—using Active Brownian Particles—the sedimentation of dilute active colloids. We first confirm the existence of an exponential density profile. We show experimentally the emergence of a polarized steady state outside the effective equilibrium regime, i.e. when the sedimentation speed v_s is not much smaller than the propulsion speed v_0 . The experimental distribution of polarization is very well described by the theoretical prediction with no fitting parameter. We then discuss and compare three expressions which have been proposed to measure the pressure of sedimenting particles: the weight of particles above a given height, the flux of momentum and active impulse, and the force density measured by pressure gauges.

1. Introduction

The sedimentation of active particles has recently attracted a lot of interest, both experimentally [1, 2] and theoretically [3–10]. In the simplest of limits in which the interactions between particles can be neglected and their sedimentation speed v_s is much smaller than their self-propulsion speed v_0 , the system behaves as an equilibrium one, leading to an exponential density profile

$$\rho(z) \propto \exp(-mgz/kT_{\text{eff}}). \quad (1)$$

The effective temperature is then given by a Stokes–Einstein relation $kT_{\text{eff}} \equiv D/\mu$, with D and μ the diffusivity and the mobility of the particles. This regime was observed experimentally for self-diffusiophoretic Janus colloids [2]. The impact of interactions between particles on the above small v_s/v_0 regime was recently explored experimentally and numerically in [1].

In this article, we consider experimentally and theoretically the fate of dilute active sedimenting systems when the sedimentation speed cannot be neglected, i.e. beyond the effective equilibrium regime. We use self-propelled Janus colloids in 2D as a model experimental active system, and model them using non-interacting Active Brownian Particles (ABPs, see section 2). We first consider the distribution of particles in the sedimentation profile (section 3). Our experiments show that the gravity field leads to a polarized steady state in agreement with earlier theoretical predictions [3, 5, 11]. Furthermore, the distribution of orientations of the particles within the exponential sedimentation profile agrees quantitatively, without any fitting parameter, with the one predicted analytically for sedimenting ABPs [5].

The pressure of active particles has attracted a lot of interest recently [12–25]. We discuss the expression of pressure for sedimenting active particles [1] (section 4). For our ABP model, we give a clear interpretation of a bulk pressure, defined as the weight exerted on the system above a certain height [1, 26–30], in terms of momentum transfer. We give a complete characterisation of the latter in terms of correlators measured in the bulk of the system and a recently introduced active impulse [14]. Excellent agreement is shown between

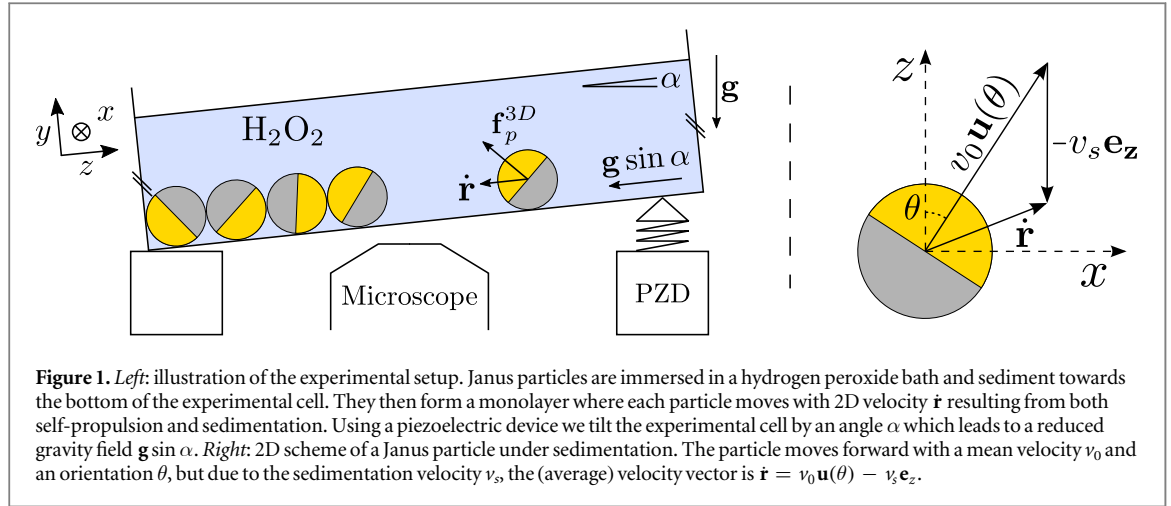


Figure 1. *Left:* illustration of the experimental setup. Janus particles are immersed in a hydrogen peroxide bath and sediment towards the bottom of the experimental cell. They then form a monolayer where each particle moves with 2D velocity $\dot{\mathbf{r}}$ resulting from both self-propulsion and sedimentation. Using a piezoelectric device we tilt the experimental cell by an angle α which leads to a reduced gravity field $\mathbf{g} \sin \alpha$. *Right:* 2D scheme of a Janus particle under sedimentation. The particle moves forward with a mean velocity v_0 and an orientation θ , but due to the sedimentation velocity v_s , the (average) velocity vector is $\dot{\mathbf{r}} = v_0 \mathbf{u}(\theta) - v_s \mathbf{e}_z$.

experimental measurements of the pressure and these bulk observables. Finally, we discuss whether such an expression of pressure can be related to force densities exerted on pressure gauges.

2. Experimental setup and theoretical model

When immersed in a hydrogen peroxide (H_2O_2) bath, gold Janus colloids of radius $a = 1.1 \pm 0.1 \mu\text{m}$ half coated with Platinum become active and propel themselves with a force \mathbf{f}_p^{3D} by self-diffusiophoresis [31]. Their density being very high around $\rho = 11 \text{ g cm}^{-3}$, the colloids immediately sediment onto the flat bottom of an experimental cell to form a bi-dimensional layer of particles. Due to the huge reservoir of peroxide, activity can be considered as constant during each experiment. For each experiment we record movies of 5000 images @ 20 fps, for a total duration of 250 s. This experimental set-up, sketched in figure 1, was previously used to study the cluster phase [32] and the weak sedimentation limit [1] of active Janus colloids.

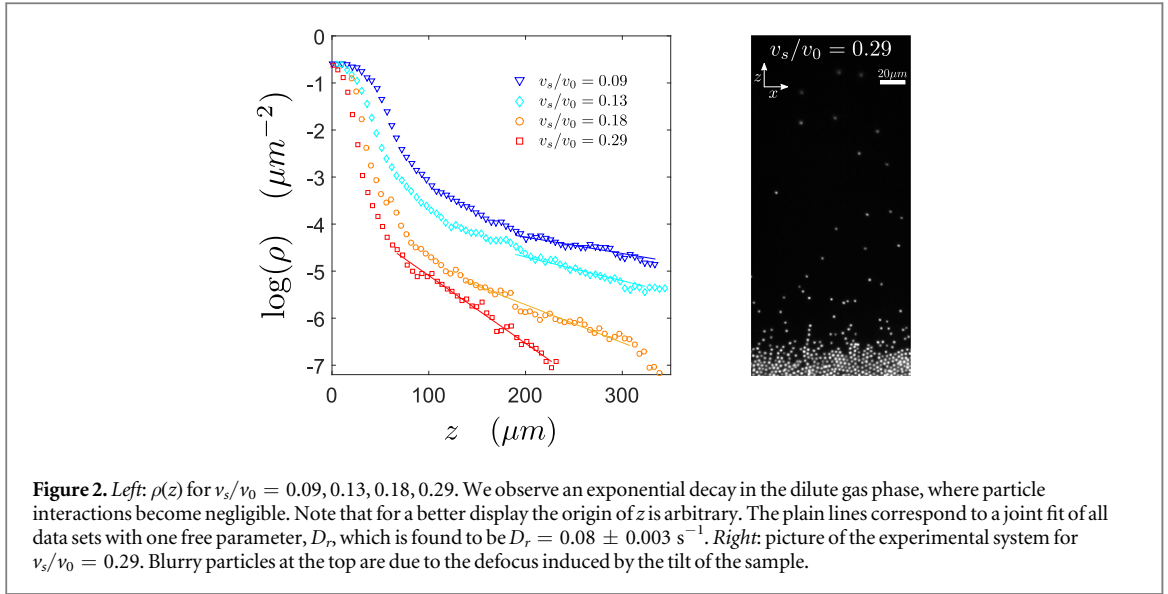
Here, using a piezoelectric module, we tilt the experimental cell with an angle α to create a reduced gravity field $\mathbf{g} \sin \alpha$, leading to a controllable sedimentation velocity v_s , that we take along the z -axis: $-v_s \mathbf{e}_z$. We start with an angle α as small as possible, and we increase v_s by increasing α , until all the gas collapses into the dense phase. In the following we denote $v_0 \mathbf{u}(\theta)$ the 2D propulsion velocity of a colloid in the (x, z) plane (see figure 1). Note that, experimentally, we measure the velocity of a particle at position \mathbf{r} : $\dot{\mathbf{r}} = v_0 \mathbf{u}(\theta) - v_s \mathbf{e}_z$. For each experiment we measure v_0 , which is found around $4 \pm 0.2 \mu\text{m s}^{-1}$, and v_s (see appendices A and B for details). In the following, we will present experimental results for different realisations corresponding to values of the ratio v_s/v_0 from ~ 0.08 to ~ 0.28 .

To account for our experimental results, we model the colloids as ABPs [33] that are self-propelled at a constant velocity v_0 along their internal direction of motion \mathbf{u} and subject to rotational diffusion. As in the experiments, the motion of the particles is restricted to the 2D plane parallel to the bottom plate and subject to a sedimentation velocity $-v_s \mathbf{e}_z$ downward along the z -axis. Furthermore, we will assume that the orientation vectors \mathbf{u} of the particles are also restricted to this 2D plane. This is not the case experimentally since the propulsion force \mathbf{f}_p^{3D} can point in any direction in 3D. However, we do not have experimental access to the 3D statistics of \mathbf{f}_p^{3D} and we show in appendix B that allowing rotational diffusion in 3D for the ABPs leads only to quantitatively similar results with small corrections, so that our experimental data are not able to distinguish between the two situations. For simplicity, we thus consider a propulsion velocity of fixed norm v_0 and 2D orientation vector $\mathbf{u}(\theta) = (-\sin \theta, \cos \theta)$, subject to rotational diffusion with diffusion coefficient D_r . The overdamped dynamics of a particle at position \mathbf{r} and with a sedimentation speed v_s , then follows the Langevin equation

$$\dot{\mathbf{r}} = v_0 \mathbf{u}(\theta) - v_s \mathbf{e}_z; \quad \dot{\theta} = \sqrt{2D_r} \xi, \quad (2)$$

where ξ is a Gaussian white noise with zero mean and unit variance $\langle \xi(t) \xi(t') \rangle = \delta(t - t')$. The persistence time $\tau_p \equiv D_r^{-1}$ and length $l_p \equiv v_0 D_r^{-1}$ provide natural time and length units. Numerically, we integrate equation (2) using Euler time-stepping with time step $dt = 0.1 \tau_p$.

Equation (2) does not include interactions between particles and thus only attempts to describe the dilute gaseous phase of the experiments. It would be interesting to ultimately describe interacting particle systems, to be able to resolve the full sedimentation profile. This would require adding short-range pairwise forces to the dynamics in (2). It could also be interesting to study the role of inter-particle torques, even if nothing indicates that these play an important role in our experimental setup. Then, the external field could induce external



torques on the particles, a topic which has been studied recently in [34]. Note finally that equation (2) does not include the fluid which surrounds the colloids. The latter indeed rest on a tilted surface which acts as a local momentum sink, which legitimates neglecting the role of hydrodynamics in this setup⁶.

3. Sedimentation profile and polarization

The steady state distribution of sedimenting ABPs described by equation (2) is an exponential density profile [3, 5, 6, 11]. Indeed, the Fokker–Planck equation for the probability $\mathcal{P}(\mathbf{r}, \theta, t)$ to find a particle at position \mathbf{r} with orientation θ at time t reads

$$\partial_t \mathcal{P} = -\nabla \cdot [(v_0 \mathbf{u} - v_s \mathbf{e}_z) \mathcal{P}] + D_r \partial_\theta^2 \mathcal{P}, \quad (3)$$

and by symmetry $\mathcal{P}(\mathbf{r}, \theta) = \mathcal{P}(z, \theta)$. As shown in [5], equation (3) can be solved by separation of variables. Writing $\mathcal{P}(z, \theta) = f(\theta)\rho(z)$ in equation (3), ρ and f satisfy in steady state

$$\rho'(z) = -\rho(z)/\lambda, \quad (4)$$

$$f''(\theta) = -\frac{1}{D_r \lambda} (v_0 \cos \theta - v_s) f(\theta) = 0. \quad (5)$$

The density profile is thus of the form $\rho(z) \propto e^{-z/\lambda}$, with a sedimentation length λ . The solutions of equation (5) are Mathieu functions. The periodicity of $f(\theta)$ then implies [5] $-4v_s/(\lambda D_r) = a_0(-2v_0/(\lambda D_r))$ where a_0 is the first characteristic value of the Mathieu equation (see [35] for properties of the solutions of equation (5)). Expanding a_0 for small v_s/v_0 [35], one gets the sedimentation length λ as

$$\lambda = \frac{v_0^2}{2D_r v_s} \left[1 - \frac{7}{4} \left(\frac{v_s}{v_0} \right)^2 + O\left(\left(\frac{v_s}{v_0} \right)^4 \right) \right]. \quad (6)$$

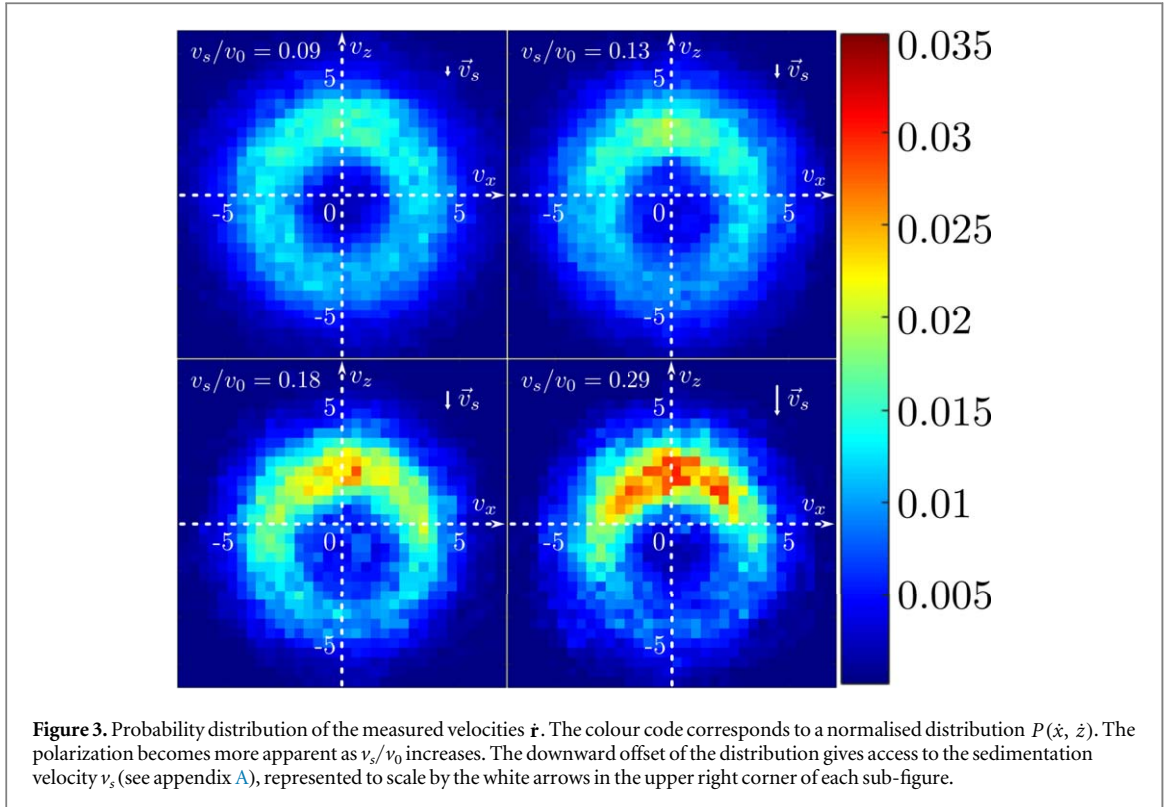
At the same order in v_s/v_0 , one gets for the orientation distribution:

$$2\pi f(\theta) = 1 + \frac{2v_s}{v_0} \cos \theta + \frac{v_s^2}{2v_0^2} \cos 2\theta + O\left(\left(\frac{v_s}{v_0} \right)^3 \right). \quad (7)$$

3.1. Density profile

We first measure experimentally the density profile $\rho(z)$. To do so, we use a coarse graining operation (5.1 μm height slices) and both a spatial average over the x -axis and a time average over the experiment duration. In figure 2 the resulting experimental sedimentation profiles are shown for several values of v_s/v_0 . The density profiles indeed exhibit an exponential decay in the dilute phase—which corresponds to a linear dependence in our semi-log plot—with a sedimentation length λ .

⁶ For weak sedimentation speeds, the role of hydrodynamics in sedimenting active particles has been shown to be rather limited [4].



The theoretical expression for the sedimentation length equation (6) depends only on parameters that should be accessible experimentally. However, measuring precisely the rotational diffusion coefficient D_r of the active colloids is difficult. The statistics of the velocity autocorrelation in the dilute gas region is indeed too limited to accurately measure D_r . Therefore, we use D_r as a free parameter and fit the density profiles shown in figure 2 with equation (6). This leads to $D_r = 0.08 \pm 0.003 \text{ s}^{-1}$. Note that this value is compatible with the Brownian estimate $D_r = 0.12 \pm 0.04 \text{ s}^{-1}$ (the significant errorbar is due to 10% polydispersity). Our slightly smaller measurement could be due to the proximity of the bottom surface.

3.2. Polarization

A remarkable feature of the sedimentation profile of active particles is the existence of a non-vanishing mean polarization. A first visualisation of this polarization can be obtained from the distribution of velocities in the sedimentation profile. We measure the instantaneous velocities of free particles $\dot{\mathbf{r}}$ —positions are smoothed with a Gaussian average over 1s, particles are considered free if they have no neighbour in a radius of $5.1 \mu\text{m}$ —and build the corresponding 2D probability distribution function (see figure 3). Note that $\dot{\mathbf{r}}$ corresponds to the observed velocity, which includes both the propulsion velocity $v_0 \mathbf{u}(\theta)$ and the sedimentation velocity $-v_s \mathbf{e}_z$.

As expected, when the sedimentation field is negligible, for example when $v_s/v_0 \sim 0.09$, the distribution of velocities has an isotropic ‘ringlike’ shape, with a radius $\sim v_0$. On the contrary, when the sedimentation speed increases, a striking behaviour emerges as the microswimmers polarise against the gravity field: the distribution of velocities is no longer isotropic and colloids are most likely oriented upwards, leading to a strong peak of probability at the top of the ringlike distribution. Note that, due to the sedimentation velocity, there is also a downward shift of the centre of the ring, which is clearly visible when v_s/v_0 is large enough.

To compare with theoretical predictions based on the ABP model (2), we extract the orientation distribution $f(\theta)$ from the experimental 2D probability distribution of $\dot{\mathbf{r}}$ (see appendix A). We plot the orientation distribution $2\pi f(\theta)$ in figure 4 (symbols) against the theoretical prediction from equation (7) (solid lines). Note that the agreement between experiments and theory is remarkable, without any fitting parameter. Modelling our self-propelled Janus colloids as ABPs thus allows us to quantitatively account for their sedimentation profile.

4. Pressures in sedimentation profiles

Studying the pressure of active systems is a fascinating challenge for at least two reasons: first as the out-of-equilibrium fate of a thermodynamic state variable that controls phase equilibria and flows in passive systems.

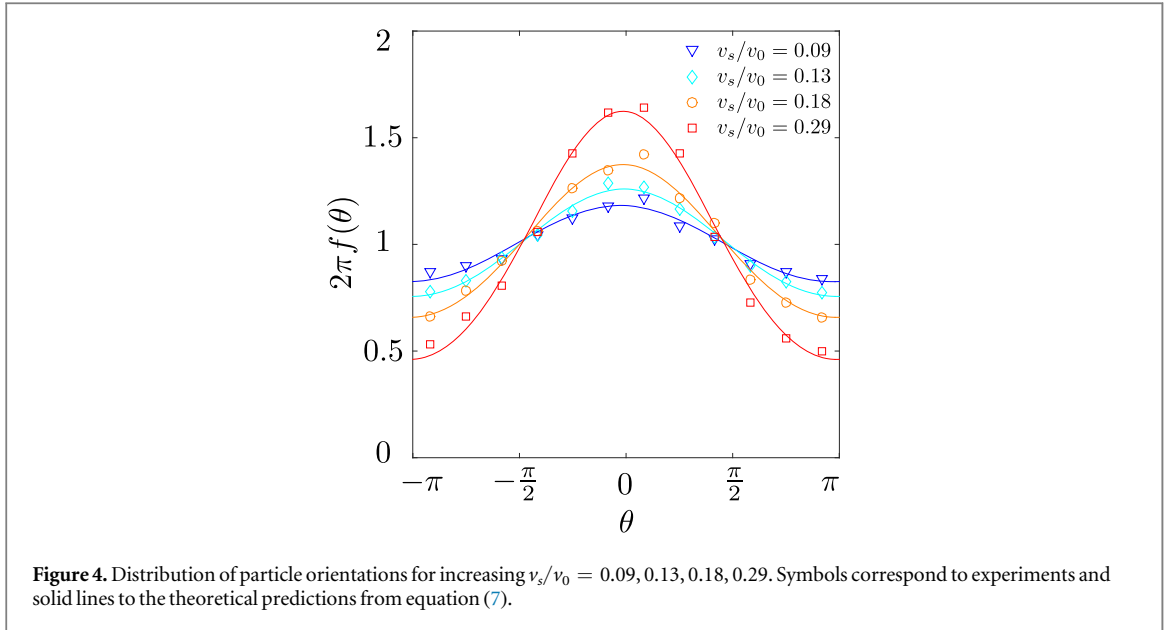


Figure 4. Distribution of particle orientations for increasing $v_s/v_0 = 0.09, 0.13, 0.18, 0.29$. Symbols correspond to experiments and solid lines to the theoretical predictions from equation (7).

Then as a measurement of the force that active particles collectively exert on their environment. Since active particles exchange momentum with the environment, their momentum does not satisfy a conservation equation so that pressure cannot be unambiguously defined from their momentum flux. In particular, such a bulk expression is not, in general, equivalent to the force density exerted by active particles on a confining boundary [20].

There are notable exceptions to this lack of equation of state, such as non-interacting ABPs [17, 21, 23, 25]. For such models, a homogeneous isotropic system exerts a force density on a container that can be expressed as observables measured in the bulk of the system, despite wall-dependent boundary layers. The question as to whether this extends to our polarized sedimentation profile is completely open. (See [34] for the case of weak sedimentation where the polarization can be neglected.) In section 4.1, we first show that a pressure defined as the weight exerted on the active system above a certain height can be related to momentum transfer in the bulk of the system, as suggested in [1]. Nevertheless, we show in section 4.2 that this bulk pressure cannot be related to the force density measured by a confining interface: it cannot be read with a pressure gauge. The difference between such a mechanical measurement and our bulk pressure however vanishes as $v_s/v_0 \rightarrow 0$, provided the pressure gauge is oriented orthogonally to the gravity field.

4.1. Pressure as momentum flux: the active impulse

In equilibrium, the equation of state relating the osmotic pressure to bulk properties of a system can be directly measured using a sedimentation profile [26, 28], within a local density approximation. The underlying idea is that the total weight exerted on the particles above a given height z is balanced by the osmotic pressure at this height so that the pressure can be measured as:

$$\Pi_w(z) = \int_z^\infty mg_{\text{eff}} \rho(z') dz', \quad (8)$$

where mg_{eff} is the effective weight of the particles. Within the local density approximation, one then infers $\Pi_w(\rho(z))$ from $\Pi_w(z)$. Equation (8) can be seen as a consequence of momentum conservation above a height z : the incoming momentum flux, which we write $\Pi_m(z)$, is balanced by the total external force (density) applied above a plane z , $\Pi_w(z)$, which is the only external source of momentum.

It is natural to ask whether this construction also applies to active systems, as recently proposed [1]. Indeed, each active particle injects momentum into the active fluid so that momentum is not conserved. This injection of momentum can be quantified using the active impulse $\Delta \mathbf{p}^a$ [14]. For particle i , at position \mathbf{r}_i and orientation θ_i , $\Delta \mathbf{p}_i^a$ measures the total momentum the particle will receive on average from the environment in the future:

$$\Delta \mathbf{p}_i^a(t) = \int_t^\infty ds \overline{\mathbf{f}_i^p(s)}, \quad (9)$$

where $\mathbf{f}_i^p = f^p \mathbf{u}(\theta_i)$ is the propulsion force of the particle and the overbar represents an average over future histories, for fixed $\mathbf{r}_i(t)$ and $\theta_i(t)$. Interestingly, it was recently shown that a class of active systems, to which our ABP model (2) belongs, admits a generalised conservation law: the sum of the particles' momenta and of their active impulses [14] form a conserved quantity. In such cases, one can show [14] that the active impulse corresponds in steady-state to the swim pressure introduced in [23, 25]. We now show that, in this context,

$\Pi_w(z)$, defined in equation (8), can be related to the flux of momentum and active impulse through an interface at height z .

We consider particles evolving under the dynamics (2). The dynamics of the microscopic density field $\hat{\rho} = \sum_i \delta(\mathbf{r} - \mathbf{r}_i)$ is given by

$$\dot{\hat{\rho}} = -\nabla \cdot \hat{\mathbf{J}} \quad (10)$$

$$\hat{\mathbf{J}} \equiv -v_s \mathbf{e}_z \hat{\rho} + \sum_i v_0 \mathbf{u}(\theta_i) \delta(\mathbf{r} - \mathbf{r}_i). \quad (11)$$

In a sedimentation profile, the steady state is flux-free leading to a vanishing mean current $\mathbf{J} \equiv \langle \hat{\mathbf{J}} \rangle = 0$, so that

$$v_s \rho(\mathbf{r}) \mathbf{e}_z = \sum_i \langle v_0 \mathbf{u}(\theta_i) \delta(\mathbf{r} - \mathbf{r}_i) \rangle, \quad (12)$$

where the angular brackets are steady-state averages and we have introduced $\rho \equiv \langle \hat{\rho} \rangle$. Equation (12) simply states that the downward contribution to the density current due to the sedimentation of the particles is opposed by an average upward bias of their active force orientations as already shown in the study of the polarization in section 3. For non-interacting ABPs, the rhs of equation (12) can be rewritten as the flux of active impulse (see [14] and appendix D)

$$\left\langle \sum_i v_0 \mathbf{u}(\theta_i) \delta(\mathbf{r} - \mathbf{r}_i) \right\rangle = -\nabla \cdot \left\langle \sum_i \dot{\mathbf{r}}_i \mu \Delta \mathbf{p}_i^a \delta(\mathbf{r} - \mathbf{r}_i) \right\rangle.$$

Integrating equation (12) from z to ∞ , projecting along \mathbf{e}_z , and dividing by μ then leads to

$$\Pi_w(z) = \int_z^\infty m g_{\text{eff}} \rho(z) = \left\langle \sum_i \dot{z}_i \Delta p_{z,i}^a \delta(\mathbf{r} - \mathbf{r}_i) \right\rangle \equiv \Pi_m(z) \quad (13)$$

where $\Pi_m(z)$ is the upward flux of active impulse. Note that, here and thereafter, we retain the x -dependence in $\delta(\mathbf{r} - \mathbf{r}_i)$ for dimensionality reasons, even though the result solely depends on z . Equation (13) balances the total force exerted on the system above z , given by the lhs, with the flux of active impulse through the horizontal plane at height z . If we were to include a diffusive contribution to the dynamics (2), this balance would become

$$\int_z^\infty m g_{\text{eff}} \rho(z) = \left\langle \sum_i \dot{z}_i \Delta p_{z,i}^a \delta(\mathbf{r} - \mathbf{r}_i) \right\rangle + \rho kT - D \partial_z \left\langle \sum_i \Delta p_{z,i}^a \delta(\mathbf{r} - \mathbf{r}_i) \right\rangle, \quad (14)$$

where the last two terms come from the diffusive fluxes of momentum and active impulse, respectively. The central result (13) shows that, rather surprisingly in this momentum non-conserving system, the total force density applied above a height z , $\Pi_w(z)$, is balanced, as in equilibrium, by an upward effective momentum flux, $\Pi_m(z)$.

To make connection with our experimental system, we note that, for ABPs, the active impulse (9) can be readily computed as [14]

$$\Delta \mathbf{p}^a = \frac{f_p}{D_r} \mathbf{u}(\theta(t)). \quad (15)$$

Rewriting (13) then leads to

$$\Pi_m(z) = \frac{v_0^2}{\mu D_r} \left\langle \sum_i \cos^2(\theta_i) \delta(\mathbf{r} - \mathbf{r}_i) \right\rangle - \frac{v_0 v_s}{\mu D_r} \left\langle \sum_i \cos(\theta_i) \delta(\mathbf{r} - \mathbf{r}_i) \right\rangle. \quad (16)$$

Introducing the orientation and nematic fields

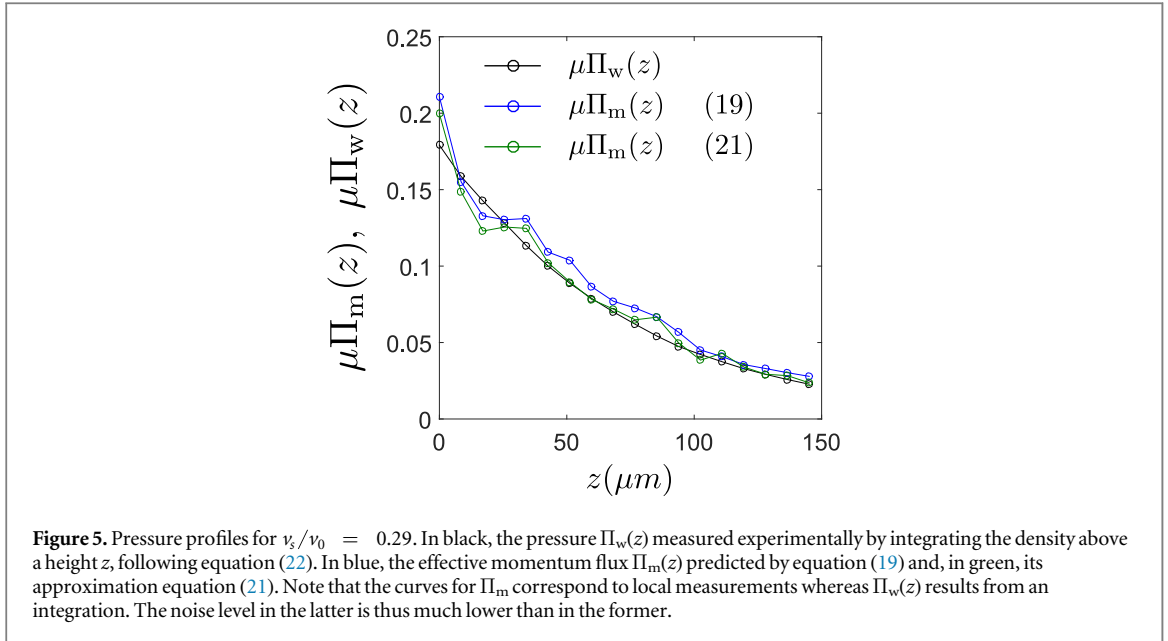
$$m_z(\mathbf{r}) = \left\langle \sum_i \cos(\theta_i) \delta(\mathbf{r} - \mathbf{r}_i) \right\rangle \quad (17)$$

$$Q_{zz}(\mathbf{r}) = \left\langle \sum_i \cos(2\theta_i) \delta(\mathbf{r} - \mathbf{r}_i) \right\rangle, \quad (18)$$

which solely depend on z in the steady state, equation (16) can be rewritten as

$$\Pi_m(z) = \frac{v_0^2}{2\mu D_r} [\rho(z) + Q_{zz}(z)] - \frac{v_0 v_s}{\mu D_r} m_z(z). \quad (19)$$

Equation (19) shows that, unlike in equilibrium, $\Pi_m(z)$ measured in a sedimentation profile, and thus $\Pi_w(z)$, do not give access to the pressure of a bulk homogeneous system of density $\rho_0 = \rho(z)$. Indeed, the latter would be given by $\mathcal{G} = \frac{v_0^2}{2\mu D_r} \rho_0$. The difference is due to the non-isotropic orientation of the active particles in the sedimentation profile. Note that the local density approximation of the equilibrium case is here generalised into a new local approximation involving m_z and Q_{zz} , and not only $\rho(z)$. The fact that these two new fields are different in sedimenting and homogeneous isotropic active systems is the reason why the EOS of the latter cannot be directly read from sedimentation experiments; it can however be reconstructed from the joint measurement of Π_w , m_z and Q_{zz} (provided v_0 , v_s , μ and D_r are known). Note that the difference between $\Pi_m(z)$ and \mathcal{G} vanishes in the limit $v_s/v_0 \rightarrow 0$, as expected in this effective equilibrium regime in which active particles become indistinguishable from passive colloids with an effective temperature $kT_{\text{eff}} = v_0^2/(2\mu D_r)$ [2, 5].



Using $f(\theta)$ computed in section 3, one can rewrite m_z and Q_{zz} as

$$m_z(z) = \rho(z) \frac{v_s}{v_0} + o\left(\frac{v_s}{v}\right); \quad Q_{zz}(z) = \rho(z) \frac{v_s^2}{4v_0^2} + o\left(\left(\frac{v_s}{v}\right)^2\right) \quad (20)$$

so that $\Pi_m(z)$ can be rewritten as:

$$\Pi_m(z) = \frac{v_0^2}{2\mu D_r} \rho(z) \left(1 - \frac{7v_s^2}{4v_0^2} + o\left(\left(\frac{v_s}{v}\right)^2\right) \right). \quad (21)$$

For the experimental system described in section 2 we measure:

$$\mu \Pi_w(z) = v_s \int_z^L dz \rho(z) + \mu \Pi_{\text{out}}, \quad (22)$$

where L corresponds to the top of the experimental observation box and

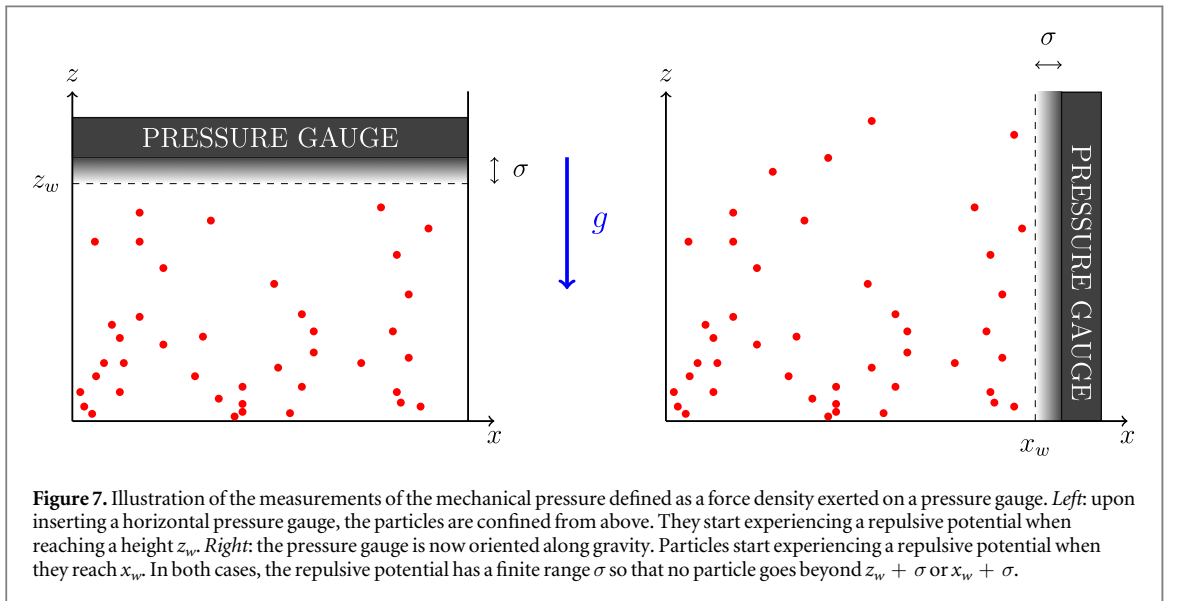
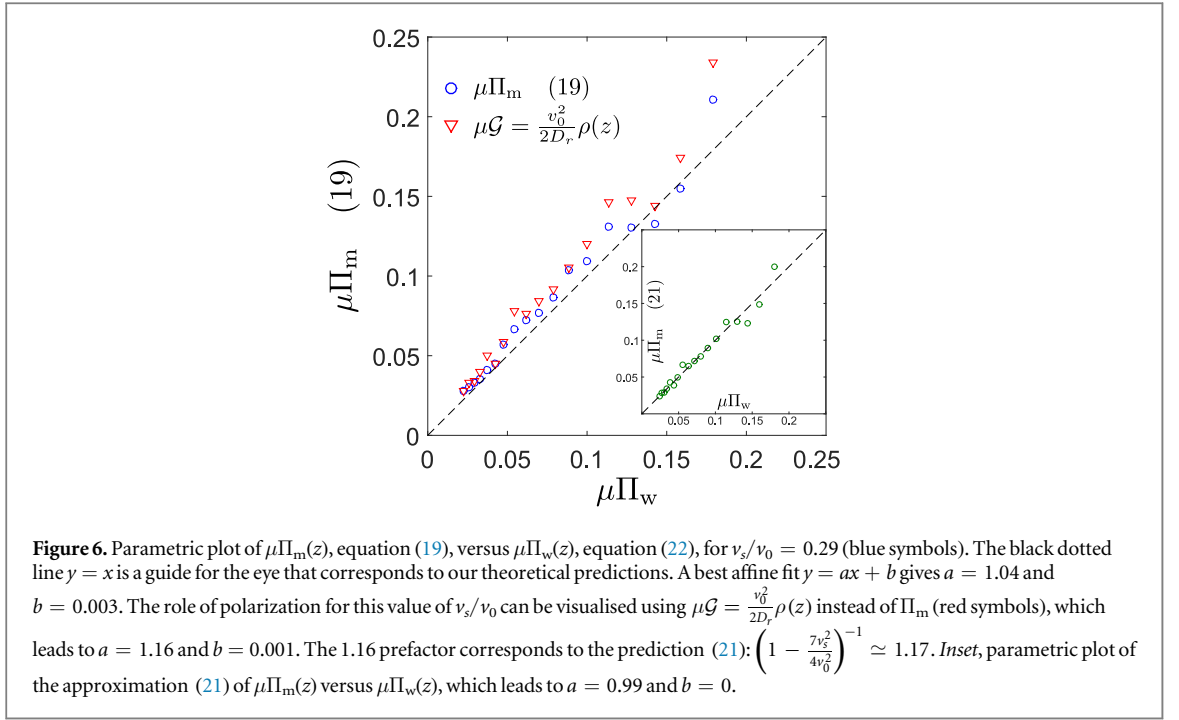
$$\mu \Pi_{\text{out}} = v_s \int_L^\infty dz \rho(z). \quad (23)$$

We extract $\mu \Pi_{\text{out}}$ by plotting equation (22) against equation (21) for all accessible values of z (see appendix C). We could equivalently use equation (19) but the measurements of $Q_{zz}(z)$ and $m_z(z)$ are noisier and the corresponding estimate of Π_{out} slightly less reliable. As shown in figure 5, the agreement between the experimental measurements of $\Pi_w(z)$ and our theoretical predictions for $\Pi_m(z)$ is very good. This agreement is quantified in figure 6 using a parametric plot. Finally, note that, in our experiments, the ratio v_s/v_0 is large enough to lead to a clear polarization of the sedimentation profile, as shown in section 3. The correction to pressure due to polarization however scales as $(v_s/v_0)^2$ so that, although measurable, the impact of polarization on the pressure measurement is limited (see figure 6).

4.2. Connection to mechanical forces

In equilibrium, the relation between momentum flux and force densities exerted on confining interfaces is well understood. In particular the mechanical pressure, defined as the force density on a confining vessel, is equal to the hydrodynamic pressure defined from a bulk stress tensor so that the former satisfies an equation of state: it does not depend on the details of the confining potential. In active matter, on the other hand, the mechanical pressure is generically not given by an equation of state, except in exceptional cases to which our ABP model (2) belongs. It is thus natural to wonder whether these results, obtained for bulk homogeneous systems, extend to the case of sedimenting profiles. Note that a complementary approach based on continuum mechanics can be found in [34].

To answer this question, we compare the ‘bulk’ pressures $\Pi_w(z)$, defined in equation (8), and its expression as an effective momentum flux, Π_m , computed as equation (19), to the mechanical pressure felt by (semi-permeable) pressure gauges. We first consider a pressure gauge modelled as a confining potential starting at height z_w , invariant by translation along x , and confining the particles from above (see figure 7). We thus measure a force density along the \hat{z} axis, that we call P_z . We then turn to the complementary problem of a vertical confining potential starting at x_w and compute the corresponding force density P_x (see figure 7).



Taking into account the confining potential V_w , the dynamics of the system becomes

$$\dot{\mathbf{r}} = v_0 \mathbf{u}(\theta) - v_s \mathbf{e}_z - \mu \nabla V_w(\mathbf{r}). \quad (24)$$

The mechanical pressure exerted by the particles on the confining gauge boundary can be computed as

$$P_z(z_w) = \int_{z_b}^{\infty} \rho(z) \partial_z V_w(z) dz, \quad (25)$$

where z_b is any height in the bulk of the system, with $z_b \leq z_w$. Note that the formula (25) is completely generic and holds for any confining potential. It does not depend on the choice of z_b since V_w vanishes for $z \leq z_w$. Furthermore, the convergence of the integral as $z \rightarrow \infty$ is ensured by the fact that the density of particle vanishes in the wall.

Using standard methods [20] detailed in appendix E, one gets that

$$P_z(z_w) + W(z_w) = \frac{v_0^2}{2\mu D_r} [\rho(z_w) + Q_{zz}(z_w)] - \frac{v_0 v_s}{\mu D_r} m_z(z_w), \quad (26)$$

where we have introduced the weight $W(z) = \int_z^{\infty} m g_{\text{eff}} \rho(z) dz$ of active particles above a given height z in the presence of the confining boundary.

Crucially, comparing (19) with (26) shows that measuring the weight $\Pi_w(z_w)$ of active particles above a given height z_w in an unbounded sedimentation profile (or the effective momentum flux $\Pi_m(z_w)$ at this height) is

not equal to the force density $P_z(z_w)$ felt by the pressure gauge. This has two origins that we now detail. First, the rhs of (26), even though functionally identical to the rhs of (19), will take a different value because of the presence of the confining interface: $\rho(z_w)$, $m_z(z_w)$ and $Q_{zz}(z_w)$ take different values with or without the confining potential. More importantly, the factor $W(z_w)$ tells us that the force that the wall has to exert to confine active particles is equal to their effective momentum flux *minus* the force exerted by the gravity field on the active particles in the wall region. The mechanical pressure $P_z(z_w)$ is thus lower than $\Pi_m(z_w)$ (even measured in the presence of the confining interface) because part of the confinement is done by gravity itself. This contribution is clearly wall-dependent and will thus always prevent the existence of an equation of state for $P_z(z_w)$.

Interestingly, the computation of the mechanical pressure felt by a confining interface for, say, an equilibrium ideal gas would lead to $P_z(z_w) + W(z_w) = \rho(z_w)kT$. Strictly speaking, there is thus no equation of state for the mechanical pressure P_z measured in a sedimentation profile of an equilibrium system. Note that this does not contradict the statistical mechanics expression of pressure $P = -\frac{\partial F}{\partial V}$: this only leads to boundary-independent equation of states when the boundary contributions to the free energy are negligible. This only applies in systems in which the free energy is extensive, which is not the case for sedimenting systems. That said, the weight (density) of passive particles interacting with the pressure gauge is of the order of $\rho mg\sigma$, where σ is the interaction range of the confining potential; for non-interacting sedimenting particles, it has to be compared with a pressure ρkT so that the violation of the equation of state is measured by $\sigma mg/kT$. This is the ratio between the range of the confining potential and the sedimentation height; for sedimenting colloidal particles, this would be completely negligible. On the contrary, for an active system, there is a finite boundary layer of particles that accumulate at the wall, which makes this contribution non-vanishing even when $\sigma \rightarrow 0$. Using standard results on the accumulation of active particles at confining boundaries [36], we find this contribution to be of the order of v_s/v_0 ⁷.

Let us now look at what happens for a confining boundary oriented normal to the \hat{x} direction (see figure 7). The exact same computation as above leads to

$$P_x(z) = kT\rho(x_b, z) + \frac{v_0^2}{2\mu D_r}[\rho(x_b, z) + Q_{xx}(x_b, z)], \quad (27)$$

where (x_b, z) corresponds to a point in the bulk of the system. Interestingly, this z -dependent force density satisfies an equation of state, and will not depend on the details of the confining boundary. It is entirely predicted by bulk properties of the fluid, but, again, these properties are not measured by $\Pi_w(z)$, since (27) differs from (19) because the fluid is anisotropic. Note that for weakly sedimenting systems, however, equation (21) shows the difference between $P_x(z)$ and $\Pi_w(z)$ to vanish so that a pressure gauge could be used, in principle, to access $\Pi_w(z)$ or $\Pi_m(z)$ when the self-propulsion speed is much larger than the sedimentation velocity.

5. Conclusion

In this paper we have used active Janus colloids and ABPs to study sedimenting active particles. We have shown experimentally that when the sedimentation speed is comparable to the propulsion speed, a net polarization of the active colloids develops in the bulk of the system. The theoretical predictions for the distribution of orientations of the particles agree very well with the experimental results without any free parameter. We then discussed different expressions of pressure for sedimenting active particles. Using our ABP model, we have shown that the bulk pressure defined as the weight exerted on the system above a certain height can be interpreted in terms of local momentum transfer. This is verified to a very good approximation in our experiments. Finally we discussed when such bulk expressions of pressure can be related to local force densities exerted on pressure gauges.

Acknowledgments

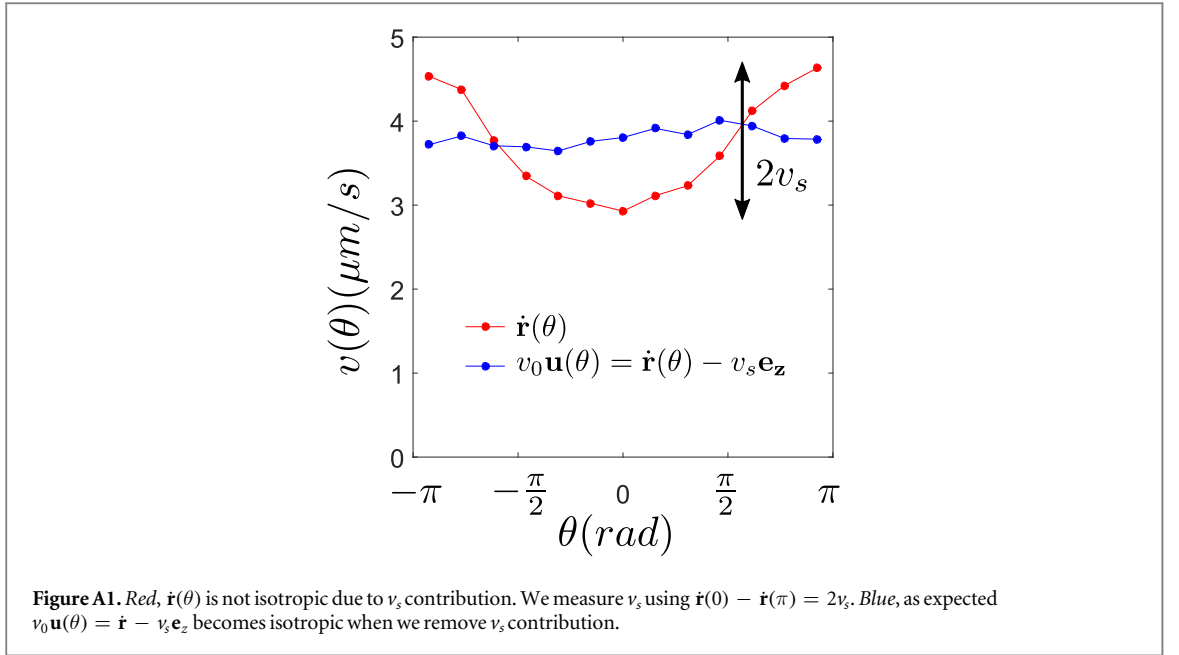
YK is supported by an I-CORE Program of the Planning and Budgeting Committee of the Israel Science Foundation and an Israel Science Foundation grant. JT is funded by ANR Baccterns. JT & YK acknowledge support from a joint CNRS-MOST grant and the hospitality of MLB Center for Theoretical Physics.

Appendix A. Measuring v_s and maximum v_s/v_0 ratio

A.1. v_s measurement

Getting a precise measure of v_s is essential as we do not have direct access to $v_0\mathbf{u}(\theta)$ but to $\dot{\mathbf{r}} = v_0\mathbf{u}(\theta) - v_s\mathbf{e}_z$. While we measure the tilt of the experimental chamber with the resulting α angle, and could *a priori* compute v_s ,

⁷ The bulk pressure indeed scales as $\rho v_0^2/(2\mu D_r)$ while the weight of particles at the boundary scales as $(v_s/\mu)\rho v_0/D_r$.



the resulting error bars are too large for a quantitative study. We thus decided to measure it *a posteriori* using the 2D probability density function, and the fact that $\dot{\mathbf{r}}(0) - \dot{\mathbf{r}}(\pi) = 2v_s$. This gives much more precise measurement of v_s and indirectly v_0 and $f(\theta)$. We verify in figure A1 that $\dot{\mathbf{r}}(\theta)$ is not isotropic due to v_s contribution (red), but that as expected $v_0 \mathbf{u}(\theta) = \dot{\mathbf{r}} - v_s \mathbf{e}_z$ becomes isotropic when we remove v_s contribution (blue).

A.2. Maximum v_s/v_0 ratio

In the experiments the ratio v_s/v_0 varies from ~ 0.09 to ~ 0.29 . Higher ratios are experimentally difficult to access quantitatively as the gas phase is so sparse that there is not enough consistent data. Another difficulty arises from the fact that we are tilting solely the experimental chamber, and not the full microscope. This induces strong defocus for the highest v_s/v_0 ratio, which limits the effective size of observation. While it would be possible to tilt the full experiment, including the microscope, the control and precision would then be much more difficult than with a piezoelectric device.

Appendix B. Projected 3D

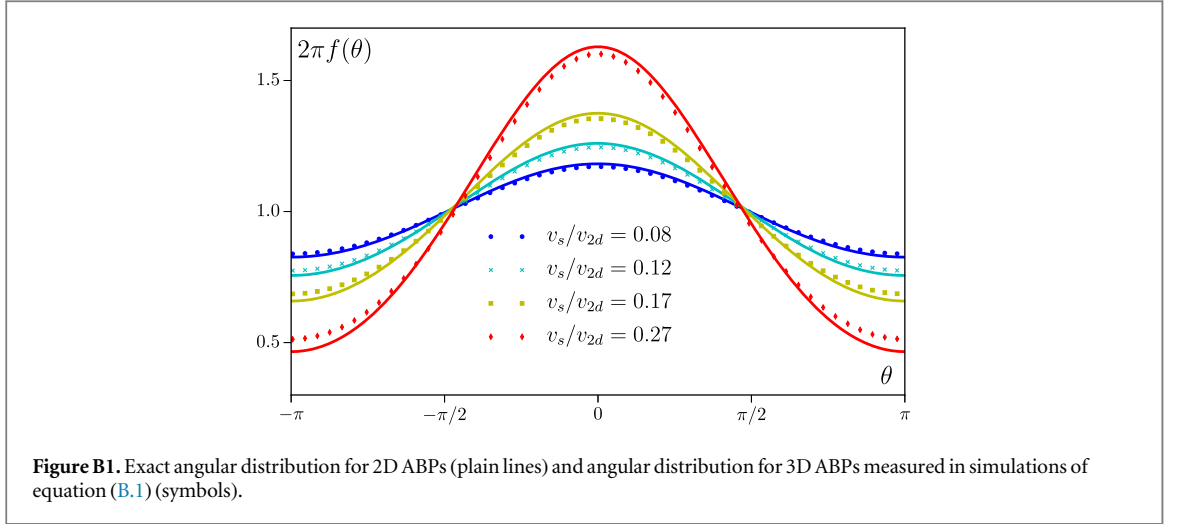
In the main text, we modelled the experimental Janus colloids as ABPs living in the two dimensions of the bottom plate. However, in practice, the orientation of the colloids is not constrained to the 2D plane and can venture in the third dimension. We show in this appendix that taking into account the 3D orientation of the particles leads to very small corrections to the predictions of the 2D model, so that the two cannot be distinguished by the experiments.

In 3D, the Active Brownian dynamics of equation (2) now read

$$\dot{\mathbf{r}} = v_0 \mathbf{u} - v_s \mathbf{e}_z; \quad \dot{\mathbf{u}} = \mathbf{u} \times \sqrt{2D_r} \boldsymbol{\xi}, \quad (\text{B.1})$$

where $\boldsymbol{\xi}$ is a 3D vector of Gaussian white noises with zero mean and unit variance $\langle \xi_i(t) \xi_j(t') \rangle = \delta_{ij} \delta(t - t')$, i and j being Cartesian coordinates. (Equation (B.1) uses Stratonovich convention.) Contrary to ABPs in 2D, we do not have an exact solution for this model and thus resort to simulations.

The orientation \mathbf{u} can be parametrized in 3D by two angles θ and ϕ . We take θ as before in the $(x-z)$ -plane with $\theta = 0$ along the z -axis so that, once integrated over ϕ we can compare the angular distributions $f_{3d}(\theta)$ measured in simulations of equation (B.1) and the analytical result for $f_{2d}(\theta)$. The two are compared in figure B1 for the values of v_s/v_{2d} corresponding to the experiments, taking into account that, for the 3D model, the speed v_0 appearing in equation (B.1) is related to the speed measured in the 2D bottom plane by a geometric factor $v_{2d} = (\pi/4)v_0$. The difference between the distributions predicted by the 2D and 3D models is smaller than 5% and the experiments thus cannot discriminate between the two.



Appendix C. Measuring $\mu\Pi_{\text{out}}$

We discuss how to measure in experiments the pressure at height z , defined as the weight above this position:

$$\mu\Pi_w(z) = v_s \int_z^\infty dz\rho(z). \quad (\text{C.1})$$

In theory, for an open system, the density profile follows an exponential decay, and should only vanish at $z = +\infty$. In the experiment, however, we can only integrate the density profile up to a height L , because we lose particles that are out of the experimental window, or due to the defocus of the microscope. We call the missing contribution Π_{out} and write

$$\mu(\Pi_w(z) - \Pi_{\text{out}}) = v_s \int_z^L dz\rho(z) \quad (\text{C.2})$$

$$\mu\Pi_{\text{out}} = v_s \int_L^\infty dz\rho(z). \quad (\text{C.3})$$

We extract $\mu\Pi_{\text{out}}$ using a parametric plot of equation (C.2) against equation (21) for all accessible values of z . We obtain an affine relationship (see figure C1, left). We then measure $-\mu\Pi_{\text{out}}$ at the intersect between the affine fit and the y -axis, and find $\mu\Pi_{\text{out}} = 0.024 \pm 0.004 \text{ s}^{-1}$. Note that we could equivalently use equation (19) (see figure C1, right) but the measurements of $Q_{zz}(z)$ and $m_z(z)$ are noisier (figure C2) and the corresponding estimate of $\Pi_{\text{out}} = 0.03 \pm 0.005 \text{ s}^{-1}$ slightly less reliable.

Appendix D. Sedimentation and active impulse

For the sake of generality, we derive in this appendix the relationship between the bulk pressure $\Pi_w(z)$, as defined in (8), and momentum and active impulse transfers in the bulk of the active system, in the presence of translational diffusion. We consider particles evolving with the dynamics

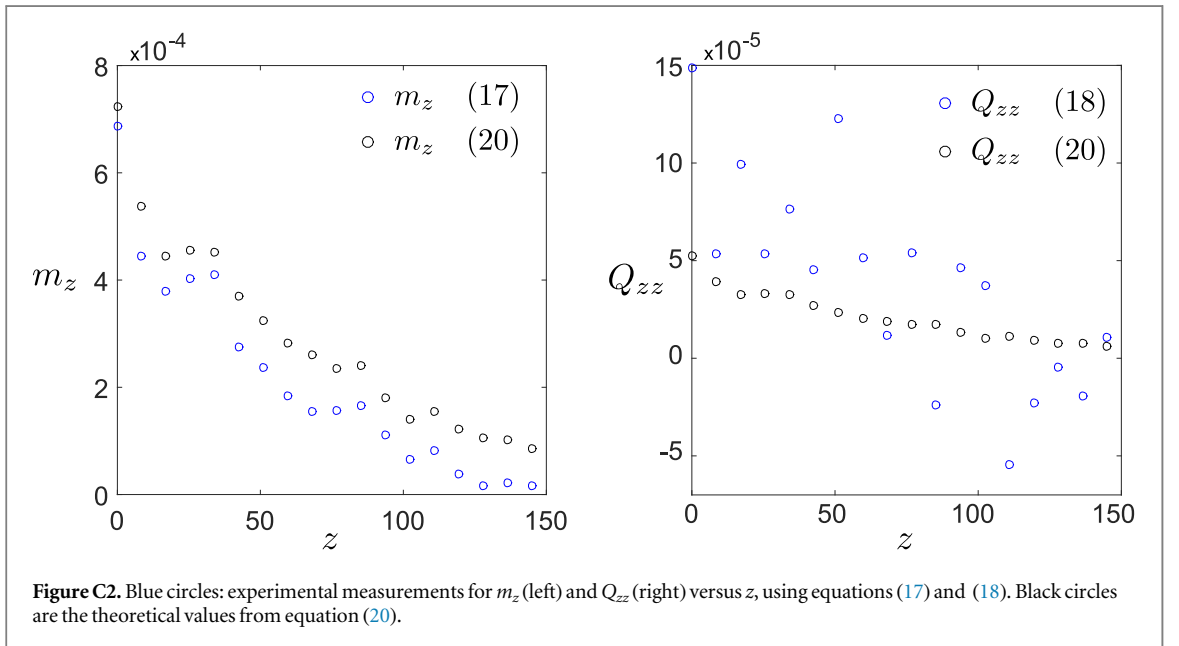
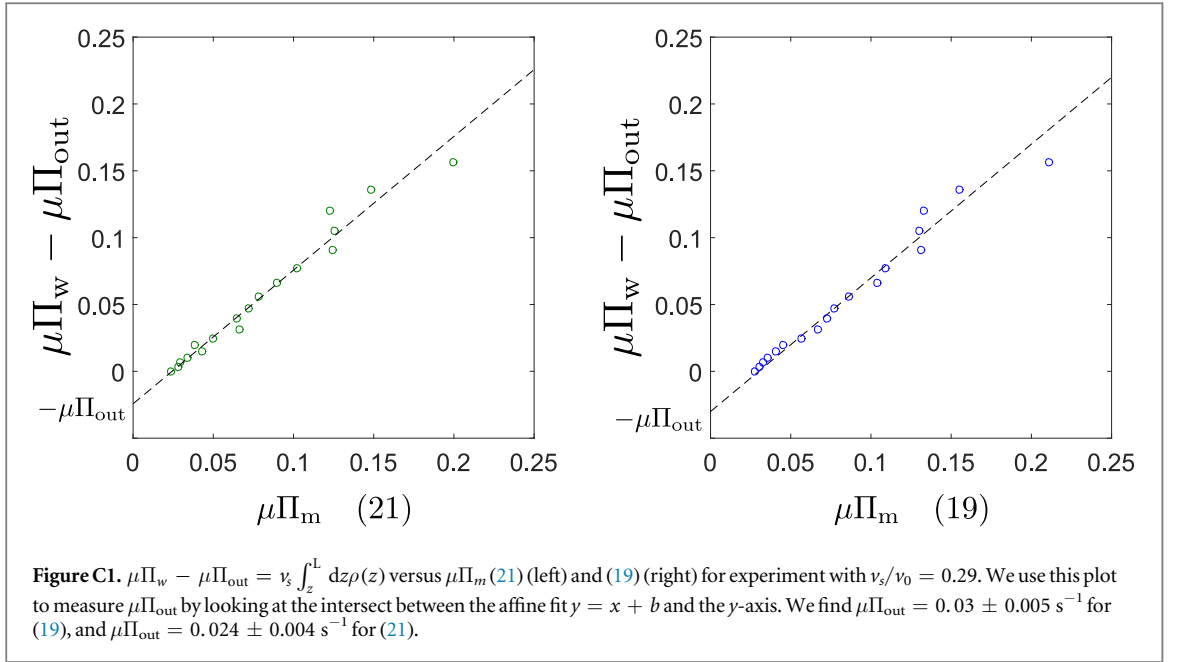
$$\dot{\mathbf{r}} = v_0\mathbf{u}(\theta) - v_s\mathbf{e}_z + \sqrt{D}\boldsymbol{\eta}. \quad (\text{D.1})$$

Using Itô calculus, the dynamics of the exact microscopic density field $\hat{\rho} = \sum_i \delta(\mathbf{r} - \mathbf{r}_i)$ is given by [21, 37]

$$\dot{\hat{\rho}} = -\nabla \cdot \hat{\mathbf{J}} \quad (\text{D.2})$$

$$\hat{\mathbf{J}} \equiv -D\nabla\hat{\rho} + \sqrt{2D}\hat{\rho}\Lambda - v_s\mathbf{e}_z\hat{\rho} + \sum_i v_0\mathbf{u}(\theta_i)\delta(\mathbf{r} - \mathbf{r}_i), \quad (\text{D.3})$$

where $\Lambda(\mathbf{r}, t)$ is a δ -correlated Gaussian white noise field of zero mean and unit variance. In a sedimentation profile, the steady state is flux-free leading to a vanishing mean current $\mathbf{J} \equiv \langle \hat{\mathbf{J}} \rangle = 0$, so that



$$v_s \rho(z) = \sum_i \langle v_0 \cos \theta_i \delta(\mathbf{r} - \mathbf{r}_i) \rangle - D \partial_z \rho(z), \quad (\text{D.4})$$

where we have introduced $\rho \equiv \langle \hat{\rho} \rangle$ and we have used that the system is invariant by translation along $\hat{\mathbf{x}}$ to replace ∇ by ∂_z and to drop any useless dependence on x . Equation (D.4) simply states that the downward contribution to the density current due to the sedimentation of the active particles is opposed both by the average upward motion of the particles and by the upward diffusive flux. For non-interacting ABPs, the first term of the rhs of equation (D.4) can be rewritten as the flux of active impulse [14]. Using Itô calculus, one writes

$$\begin{aligned} \partial_t \langle \cos \theta_i \delta(\mathbf{r} - \mathbf{r}_i) \rangle &= -\nabla \cdot \langle \dot{\mathbf{r}}_i \cos \theta_i \delta(\mathbf{r} - \mathbf{r}_i) \rangle + D \Delta \langle \cos \theta_i \delta(\mathbf{r} - \mathbf{r}_i) \rangle \\ &\quad - D_r \langle \cos \theta_i \delta(\mathbf{r} - \mathbf{r}_i) \rangle \end{aligned} \quad (\text{D.5})$$

so that, in steady state,

$$\langle \cos \theta_i \delta(\mathbf{r} - \mathbf{r}_i) \rangle = \partial_{zz} \langle \frac{D}{D_r} \cos \theta_i \delta(\mathbf{r} - \mathbf{r}_i) \rangle - \partial_z \langle \frac{\dot{\mathbf{z}}_i}{D_r} \cos \theta_i \delta(\mathbf{r} - \mathbf{r}_i) \rangle. \quad (\text{D.6})$$

Integrating equation (D.4) from z to ∞ then leads to

$$\begin{aligned} v_s \int_z^\infty \rho(z) dz = D\rho(z) + \left\langle \sum_i \frac{v_0}{D_r} \dot{\mathbf{z}}_i \cos \theta_i \delta(\mathbf{r} - \mathbf{r}_i) \right\rangle \\ - D\partial_z \left\langle \sum_i \frac{v_0}{D_r} \cos \theta_i \delta(\mathbf{r} - \mathbf{r}_i) \right\rangle. \end{aligned} \quad (\text{D.7})$$

Writing $v_0 = \mu f_p$, with f_p the propulsive force of an active particle, and dividing equation (D.7) by μ then leads to the effective momentum balance equation

$$\begin{aligned} \Pi_w(z) = kT\rho(z) + \left\langle \sum_i \dot{\mathbf{z}}_i \frac{f_p}{D_r} \cos \theta_i \delta(\mathbf{r} - \mathbf{r}_i) \right\rangle \\ - D\partial_z \left\langle \sum_i \frac{f_p}{D_r} \cos \theta_i \delta(\mathbf{r} - \mathbf{r}_i) \right\rangle \equiv \Pi_m(z) \end{aligned} \quad (\text{D.8})$$

which is equation (14) of the main text.

We note that the same result can also be obtained, more in line with [14], by considering an underdamped system and taking the overdamped limit at the end.

Appendix E. Force density exerted by ABPs in a sedimentation profile

In this appendix we detail the computation of the force density exerted by an active system on a confining interface located at height z_w :

$$P_z(z_w) = \int_{z_b}^\infty \rho(\mathbf{r}) \partial_z V_w(\mathbf{r}) dz. \quad (\text{E.1})$$

As before, we compute the dynamics of $\rho(\mathbf{r})$ and find, in the steady state

$$\dot{\rho}(\mathbf{r}) = 0 = -\partial_z J_z(\mathbf{r}), \quad (\text{E.2})$$

where J_z is the mean density current along \hat{z} , which vanishes in the steady state:

$$J_z(\mathbf{r}) = 0 = -v_s \rho(\mathbf{r}) - \rho(\mathbf{r}) \mu \partial_z V_w + v_0 m_z(\mathbf{r}). \quad (\text{E.3})$$

This allows us to write the mechanical pressure as

$$P_z(z_w) = -\frac{v_s}{\mu} \int_{z_b}^\infty dz \rho(\mathbf{r}) + \frac{v_0}{\mu} \int_{z_b}^\infty m_z(\mathbf{r}) dz. \quad (\text{E.4})$$

Using Itô calculus, we now compute the dynamics of m_z , defined in (17), which yields in the steady-state

$$\dot{m}_z = 0 = -\partial_z \left\langle \sum_i \cos \theta_i \dot{\mathbf{z}}_i \delta(\mathbf{r} - \mathbf{r}_i) \right\rangle - D_r m_z. \quad (\text{E.5})$$

Together with equation (24), one gets

$$m_z = -\partial_z \left[v_0 \frac{\rho + Q_{zz}}{2D_r} - \frac{v_s}{D_r} m_z - \frac{\mu}{D_r} m_z \partial_z V_w \right]. \quad (\text{E.6})$$

Therefore, the mechanical pressure felt by the boundary is given by

$$P_z = -\frac{v_s}{\mu} \int_{z_b}^\infty dz \rho(\mathbf{r}) + \frac{v_0^2}{2\mu D_r} [\rho(\mathbf{r}_b) + Q_{zz}(\mathbf{r}_b)] - \frac{v_0 v_s}{\mu D_r} m_z(\mathbf{r}_b). \quad (\text{E.7})$$

This expression is valid for any $z_b \leq z_w$. In particular, for $z_b = z_w$ we recover equation (26) of the main text.

ORCID iDs

Felix Ginot  <https://orcid.org/0000-0001-9585-8613>

Alexandre Solon  <https://orcid.org/0000-0002-0222-1347>

Julien Tailleur  <https://orcid.org/0000-0001-6847-3304>

Cecile Cottin-Bizonne  <https://orcid.org/0000-0001-5807-9215>

References

- [1] Ginot F, Theurkauff I, Levis D, Ybert C, Bocquet L, Berthier L and Cottin-bizonne C 2015 Nonequilibrium equation of state in suspensions of active colloids *Phys. Rev. X* **011004** 1–8
- [2] Palacci J, Cottin-Bizonne C, Ybert C and Bocquet L 2010 Sedimentation and effective temperature of active colloidal suspensions *Phys. Rev. Lett.* **105** 088304

- [3] Enculescu M and Stark H 2011 Active colloidal suspensions exhibit polar order under gravity *Phys. Rev. Lett.* **107** 58301
- [4] Nash R W, Adhikari R, Tailleur J and Cates M E 2010 Run-and-tumble particles with hydrodynamics: sedimentation, trapping, and upstream swimming *Phys. Rev. Lett.* **104** 258101–4
- [5] Solon A P, Cates M E and Tailleur J 2015 Active Brownian particles and run-and-tumble particles: a comparative study *Eur. Phys. J.: Spec. Top.* **224** 1231–62
- [6] Stark H 2016 Swimming in external fields *Eur. Phys. J. Spec. Top.* **225** 2369–87
- [7] Szamel G 2014 Self-propelled particle in an external potential: existence of an effective temperature *Phys. Rev. E* **90** 2704–7
- [8] Tailleur J and Cates M E 2009 Sedimentation, trapping, and rectification of dilute bacteria *Europhys. Lett.* **86** 60002
- [9] Vachier J and Mazza M G 2017 Sedimentation of active particles arXiv:1709.07488
- [10] Wolff K, Hahn A M and Stark H 2013 Sedimentation and polar order of active bottom-heavy particles *Eur. Phys. J. E* **36** 43
- [11] Wagner C G, Hagan M F and Baskaran A 2017 Steady-state distributions of ideal active Brownian particles under confinement and forcing *J. Stat. Mech.: Theory Exp.* **2017** 043203
- [12] Basu U, Maes C and Netočný K 2015 How statistical forces depend on the thermodynamics and kinetics of driven media *Phys. Rev. Lett.* **114** 250601
- [13] Falasco G, Baldovin F, Kroy K and Baiesi M 2016 Mesoscopic virial equation for nonequilibrium statistical mechanics *New J. Phys.* **18** 093043
- [14] Fily Y, Kafri Y, Solon A P, Tailleur J and Turner A 2018 Mechanical pressure and momentum conservation in dry active matter *J. Phys. A: Math. Theor.* **51** 044003
- [15] Joyeux M and Bertin E 2016 Pressure of a gas of underdamped active dumbbells *Phys. Rev. E* **93** 032605
- [16] Junot G, Briand G, Ledesma-Alonso R and Dauchot O 2017 Active versus passive hard disks against a membrane: mechanical pressure and instability *Phys. Rev. Lett.* **119** 028002
- [17] Mallory S A, Šarić A, Valeriani C and Cacciuto A 2014 Anomalous thermomechanical properties of a self-propelled colloidal fluid *Phys. Rev. E* **89** 052303
- [18] Razin N, Voituriez R, Elgeti J and Gov N S 2017 Generalized archimedes' principle in active fluids *Phys. Rev. E* **96** 032606
- [19] Smallenburg F and Löwen H 2015 Swim pressure on walls with curves and corners *Phys. Rev. E* **92** 032304
- [20] Solon A P, Fily Y, Baskaran A, Cates M E, Kafri Y, Kardar M and Tailleur J 2015 Pressure is not a state function for generic active fluids *Nat. Phys.* **11** 673–8
- [21] Solon A P, Stenhammar J, Wittkowski R, Kardar M, Kafri Y, Cates M E and Tailleur J 2015 Pressure and phase equilibria in interacting active Brownian spheres *Phys. Rev. Lett.* **114** 1–6
- [22] Speck T and Jack R L 2016 Ideal bulk pressure of active Brownian particles *Phys. Rev. E* **93** 062605
- [23] Takatori S C, Yan W and Brady J F 2014 Swim pressure: stress generation in active matter *Phys. Rev. Lett.* **113** 028103
- [24] Winkler R G, Wysocki A and Gompper G 2015 Virial pressure in systems of spherical active Brownian particles *Soft Matter* **11** 6680–91
- [25] Yang X, Manning M L and Marchetti M C 2014 Aggregation and segregation of confined active particles *Soft Matter* **10** 6477–84
- [26] Barrat J-L, Biben T and Hansen J-P 1992 Barometric equilibrium as a probe of the equation of state of colloidal suspensions *J. Phys.-Condens. Matter* **4** L11–4
- [27] Biben T, Hansen J-P and Barrat J-L 1993 Density profiles of concentrated colloidal suspensions in sedimentation equilibrium *J. Chem. Phys.* **98** 7330–44
- [28] Buzzaccaro S, Rusconi R and Piazza R 2007 Sticky hard spheres: equation of state, phase diagram, and metastable gels *Phys. Rev. Lett.* **99** 098301
- [29] Piazza R, Bellini T and Degiorgio V 1993 Equilibrium sedimentation profiles of screened charged colloids: a test of the hard-sphere equation of state *Phys. Rev. Lett.* **71** 4267
- [30] Piazza R, Buzzaccaro S and Secchi E 2012 The unbearable heaviness of colloids: facts, surprises, and puzzles in sedimentation *J. Phys.-Condens. Matter* **24** 284109
- [31] Paxton W F, Kistler K C, Olmeda C C, Sen A, St Angelo S K, Cao Y, Mallouk T E, Lammert P E and Crespi V H 2004 Catalytic nanomotors: autonomous movement of striped nanorods *J. Am. Chem. Soc.* **126** 13424–31
- [32] Ginot F, Theurkauff I, Detcheverry F, Ybert C and Cottin-bizonne C 2018 Aggregation-fragmentation and individual dynamics of active clusters *Nat. Commun.* **9** 696
- [33] Fily Y and Marchetti M C 2012 Athermal phase separation of self-propelled particles with no alignment *Phys. Rev. Lett.* **108** 235702
- [34] Yan W and Brady J F 2015 The swim force as a body force *Soft Matter* **11** 6234–44
- [35] Alhargan F A 1996 A complete method for the computations of Mathieu characteristic numbers of integer orders *SIAM Rev.* **38** 239–55
- [36] Elgeti J and Gompper G 2015 Run-and-tumble dynamics of self-propelled particles in confinement *Europhys. Lett.* **109** 58003–7
- [37] Dean D S 1996 Langevin equation for the density of a system of interacting Langevin processes *J. Phys. A: Math. Gen.* **29** L613