



**HAL**  
open science

# Simulation of the odometric model for the purpose of the numerical analysis

Edern Ollivier

► **To cite this version:**

Edern Ollivier. Simulation of the odometric model for the purpose of the numerical analysis: This is for simulation only. 2019. hal-02162501v7

**HAL Id: hal-02162501**

**<https://hal.science/hal-02162501v7>**

Preprint submitted on 19 Dec 2019 (v7), last revised 13 Oct 2020 (v10)

**HAL** is a multi-disciplinary open access archive for the deposit and dissemination of scientific research documents, whether they are published or not. The documents may come from teaching and research institutions in France or abroad, or from public or private research centers.

L'archive ouverte pluridisciplinaire **HAL**, est destinée au dépôt et à la diffusion de documents scientifiques de niveau recherche, publiés ou non, émanant des établissements d'enseignement et de recherche français ou étrangers, des laboratoires publics ou privés.



Distributed under a Creative Commons Attribution 4.0 International License

# Simulation of the odometric model for the purpose of the numerical analysis

Edern Ollivier, *Member, IEEE*

[edern.ollivier.fr@ieee.org](mailto:edern.ollivier.fr@ieee.org)

17 RUE DE L'AMIRAL HAMELIN at Paris 16 (75116)

**Abstract**—The odometric model is simulated herein. We described the trajectory of such one odometric model, with the delta of the heading angle given as one parameter of the simulation. The iterations show that the trajectory is well in the continuity of the variations of the heading angle. Moreover the distance in X and in Y are shown for the vehicle to be driven in the trajectory of the odometric model.

**Index Terms**—Odometry; Vehicle location and navigation systems; Mobile positioning systems; Trajectory; Discretization of a model.

## I. INTRODUCTION

According to the odometric model given first by the article « Odometric navigation with matching of landscape features » [1] and then improved by the article « Trajectory Planning and Tracking for Autonomous Vehicle Based on State Lattice and Model Predictive Control » [2], we assume also that now the odometric model is well done and that the simulation of the model can be correctly done.

## II. ODOMETRIC MODEL

The odometric model was created in 2001, in the IMARA project at the Inria of Rocquencourt with a professor of mathematics, researcher in the field of the probabilities.

We will compute here the following equations for the simulation :

- $Dx/Dt = v * \cos(\phi)$ ,
- $Dy/Dt = v * \sin(\phi)$ ,
- $D\phi/Dt = \tan(\delta)/l$ ,

Where x and y are the cartesian positions of the vehicle,

Where t is the time of the simulation,

Where v is the speed of the vehicle,

Where phi is the heading of the vehicle,

Where delta is the variation of the heading of the vehicle,

Where l is the length of the vehicle.

### A. Variation of the heading angle

We have simulated the data for the variations of the heading angle of one vehicle. With the speed of the vehicle, the variations of the heading angle remains the most important parameter of such a simulation.

### B. Distance of travelling

The distance of travelling of the vehicle is also one important parameter of such a simulation, indeed in the Cartesian frame we can access to the data in X and in Y.

## III. RESULTS FOR THE VARIATIONS OF THE HEADING ANGLE

First, we will deploy the odometric model by simulation under Scilab for plotting the trajectories of one vehicle. We do the increment of time and of the distance and of the heading angle automatically and that to be shaped by the parametrization of the odometric model.

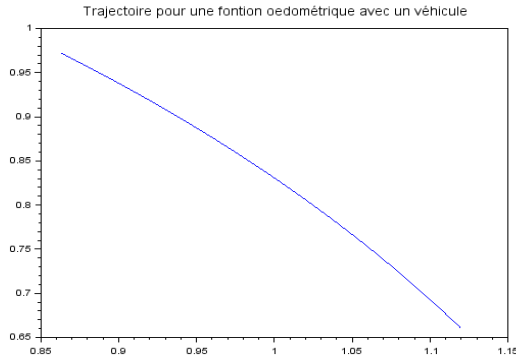


Figure 1 : Simulated data of one portion of the odometric model in meters (X, Y) for one vehicle

Here we have the results that are improving the understanding of the model which is to be shaped for the odometric model. Here again, we see that the linearization of the model is correctly done and also that the continuity of the curves are ensured.

We should simulate more deeply in the next weeks for the data to be presented in the conference named ICARCV or ICARA. Maybe that IROS is not so much appropriated for such an evaluation of the data of the odometric model.

```
phi(1,1) = 3.14/6;
```

```
// initialisation de l'orientation du véhicule
```

```
for i=1:20
```

```
  for j=1:1
```

```
    delta(i,j) = 0.05*i;      // rad
```

```
    v(i,j) = 1.3;           // m/s
```

```
    phi(i,j) = phi(1,j) + tan(delta(i,j))/5; // rad
```

```
    x(i,j) = v(i,j) *cos(phi(i,j)); // m
```

```
    y(i,j) = v(i,j) *sin(phi(i,j)); // m
```

```
  end
```

```
end
```

```
// en réponse au plagiat de l'équipe  
chinoise
```

```
plot(x, y)
```

```
// graphe de la trajectoire dite odométrique
```

```
title("Trajectoire pour une fonction  
odométrique avec un véhicule",  
"fontsize", 3)
```

```
// Ajout d'une définition du graphe
```

#### IV. RESULTS FOR THE DISTANCE

Secondly, we want to make a guidance with the equations of the automation of the intelligent vehicle, with the linearization of the odometric model and fed with the commands of the automation.



Figure 2 : Simulation completed with the delta of 0.02 rad

Here we have seen that the simulation is well completed for one vehicle. The given variation of heading implies that the vehicle is turning of a variation of heading of 0.02 rad.

```

0001 clear all
0002 // attention aux multiples dérivées qui
s'introduisent dans le DL de rang 2 ou 3
0003
0004 dt = 1;
0005 phi(1,1) = 3.14/4;
0006 delta(1,1) = 0.02;
0007 x(1,1) = 0;
0008 y(1,1) = 0;
0009 v(1,1) = 0;
0010 // initialisation de l'orientation du
véhicule
0011
0012 for i=1:2000
0013 for j=1:1
0014 if i > 1
0015 delta(i,j) = /*delta(i-1,j) + */0.02; // rad
0016 end
0017 v(i,j) = 1.3; // m/s
0018 if i > 1
0019 phi(i,j) = phi(i-1,j) + dt *tan(delta(i,j))/5;
// rad
0020 x(i,j) = x(i-1,j) + v(i,j) *dt
*cos(phi(i,j));/*1/(5*cos(delta(i,j))^2); // m
0021 y(i,j) = y(i-1,j) + v(i,j) *dt
*sin(phi(i,j));/*1/(5*cos(delta(i,j))^2); // m
0022 end
0023 end
0024 end
0025 // en réponse au plagiat de l'équipe
chinoise
0026
0027 plot(x, y)
0028 // graphe de la trajectoire dite
oedométrique
0029
0030 title("Trajectoire pour une fontion
oedométrique avec un véhicule", "fontsize", 3)
0031 // Ajout d'une définition du graphe

```

## V. NEW FEATURE

We want to explain and simulate the approximation done on the odometric model, so that it is simulated with Scilab and Maple 2019, we had developed with Mister Michel Parent a numerical scheme named Parent-

Ollivier, which is around the linearization of the odometric model at the IMARA project at the Inria of Rocquencourt in 2000's; Now we can deploy the scheme on the platforms of simulation [1],[2],[3].

*// 09/12/2019 à 11:53 d'après le schéma numérique produit avec Maple 2019 entre le 04/12/2019 et le 09/12/2019*

```

V = 109;
dt = 1;
l = 5;
x0 = 0;
y0 = 0;
phi0 = 0;

for i = 0:10
for k = 0:100
// dphi/dt = tan(0.01*t)/l
phi = (tan(0.01*i)/l)*dt + phi0;
//disp(phi)
// dx/dt = V*cos(phi)
x = V*cos(phi)*dt + x0;
//plot(i,x);
//disp(x)
// dy/dt = V*sin(phi)
y = V*sin(phi)*dt + y0;
//disp(y)
plot(x,y,'ro');

X = [x; y; phi];
U = [V; 0.01*i];
//disp("Etat du véhicule : ")
//disp(X)
//disp("Commande : ")
//disp(U)

/*
k = 1;
phi(i, k) = phi(i);
*/
// Linear approximation done here
A = [1, 0, -V*sin(phi)*dt; 0, 1, V*cos(phi)*dt; 0, 0, 1];
B = [cos(phi)*dt, 0; sin(phi)*dt, 0; tan(0.01*i)*dt/l,
V*dt/(l*cos(0.01*i)^2)];
C = [1, 0, 0; 0, 1, 0; 0, 0, 1];
Xapp = A*X; // + B*U;
plot(Xapp(1,:),Xapp(2:,:),'g+-');
//disp("Etat approximé du véhicule : ")
//disp(Xapp)

//Y = C*X;
//disp(Y)
end;
end;

```

Now we can plot the figure showing the linear approximation done by Taylor. The red points are done for the evaluation of the odometric model and the green crosses are done for the approximation by Taylor also done. Here I did the approximation for the purpose of the numerical analysis. Only for looking at the mistake.

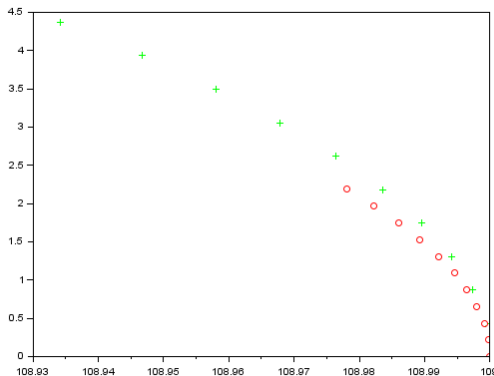


Figure 3: Approximation by Taylor done here

## VI. CONCLUSION

As one conclusion, I could say that the odometric model is well known now and that everything is shaped for the commands of a model of automation to be included with the odometric model.

We could see more results soon on the approximation of Taylor done for this odometric model, I will return the graph of the approximation as soon as possible.

## APPENDIX

As we better know the odometric model, here is the view of such a trajectory for it. We can see that the trajectory is well defined, a bit chaotic but still continue and the path along the curve can be followed well.

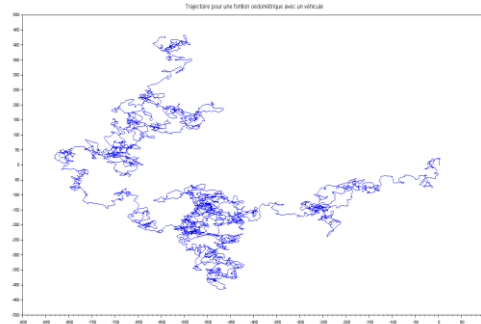


Figure 4 : Simulation of the odometric model completed

## ACKNOWLEDGMENT

The computer where the simulation has been provided has got the Scilab suite for the simulation to be executed.

I would like to thank Mister Serge Steer who was an important participant of the development of such a software at the Inria of Rocquencourt.

I would like to thank Mister Michel Parent who was a good leader of the Imara team in the 2000's, with a beautiful background in the operational research, he did also something for the compilation in the united states of America, he served and support this team of research for more than ten years and is now expert for the evaluation of the Cybercars.

## REFERENCES

- [1] **Michel Parent, Edern Ollivier**, Odometric Navigation with matching of Landscape Features. ICARCV 2002, IEEE, December 2002. Singapore, pp. 757-762, {10.1109/ICARCV.2002.1238517}. (hal\_01915083) ;
- [2] **Xiacong Su, Chaoyong Zhang, Duanfeng Chu, Shidong Liu, Deng, and Chaozhong Wu**, Trajectory Planning and Tracking for Autonomous Vehicle Based On State Lattice And Model Predictive Lattice, IEEE Intelligent Transportation Systems Magazine (Volume 11, Issue 2, Summer 2019) ;
- [3] **Serge Steer**, Tutorial on the Numerical Analysis, Scilab consortium, **Scilab's Tutorial, Numerical Analysis**.



**Edern Ollivier** was born in Paris XI, Paris, France in 1977. He received M.S. degrees in automation from the ENSMM, Besançon, in 2001 and the M.S. degrees in computer engineering from the FH of Karlsruhe, Karlsruhe, Germany, in 2001.

From 2001 to 2004, he was an Expert Engineer with the Inria of Rocquencourt. His research interests include the development of the Cybercars, SLAM, EKF and Front End Electronics.