



HAL
open science

Smart Sound Sensor for distress situation and number of presented person

Sami Boutamine, Dan Istrate, Jérôme Boudy

► **To cite this version:**

Sami Boutamine, Dan Istrate, Jérôme Boudy. Smart Sound Sensor for distress situation and number of presented person. JETSAN 2019: Journées d'Etude sur la TéléSanté, Sorbonne Universités, May 2019, Paris, France. hal-02161095

HAL Id: hal-02161095

<https://hal.science/hal-02161095>

Submitted on 20 Jun 2019

HAL is a multi-disciplinary open access archive for the deposit and dissemination of scientific research documents, whether they are published or not. The documents may come from teaching and research institutions in France or abroad, or from public or private research centers.

L'archive ouverte pluridisciplinaire **HAL**, est destinée au dépôt et à la diffusion de documents scientifiques de niveau recherche, publiés ou non, émanant des établissements d'enseignement et de recherche français ou étrangers, des laboratoires publics ou privés.

Smart Sound Sensor for distress situation and number of presented person

Sami Boutamine^{1,2}, Dan Istrate¹, Jérôme Boudy²

¹Sorbonne Université, Université de Technologies de Compiègne, BMBI UMR7338, France

²Télécom Sud Paris, SAMOVAR-ARMEDIA UMR 5157 Evry, France

¹sami.boutamine@utc.fr, dan.istrate@utc.fr

²jerome.boudy@telecom-sudparis.eu

Abstract - In order to allow older adults to active and healthy ageing with comfort and security we have already developed a smart audio sensor being able to recognize everyday life sounds in order to detect activities of daily living (ADL) and distress situations. In this paper, we propose to add a new functionality by analyzing the speech flow in order to detect the number of person in a room. The proposed algorithms are based on speaker diarization methods. This information is useful in order to better detect activities of daily life but also to know when the person is home alone. This functionality can also offer more comfort through light, heating and air conditioning adaptation to the number of persons.

Keywords: Speaker diarization, home monitoring, sound recognition, aal, aha, signal processing.

I. INTRODUCTION

Nowadays, technologies at the service of intelligent spaces are constantly developing and interacting with everyday life objects. They exploit video, audio signals and environmental data to locate people, to recognize their gestures, to interact with the people in order to offer comfort and to help people with disabilities. An important domain of study is the Ambient Assisting Living (AAL) which try using the new technologies to compensate the disabilities related to the age (visual, hearing, cognitive).

We have already developed a smart audio sensor [1] allowing the detection of distress situations but also of people activity through sound environment analysis. This proposed sensor analyse the sound environment and is able using different techniques to recognize 18 sound classes in a continuous audio flow.

In this paper, we propose a new functionality to the already presented sensor by adding the possibility to detect the number of persons present in a room through speech analysis. In fact, knowing the number of persons help to know if the elderly people is home alone and to adapt the distress situations identification. Also, knowing the presence of other persons allow to follow the intervention at home of different services (catering, cleaning services, ...). Otherwise, combining the speech with sound analysis allow a better activity daily life identification in order to allow an Active and Healthy Ageing (AHA) of young older adults.

Additionally, this new functionality allow also offering comfort and energy consumption reduction by adapting the light quantity, the heating or the air conditioning systems.

This work is a part of the multi-partner national project *CoCAPs* (FUI type). In this article, we present the work and results obtained from the detection of the number of speakers where several tools and methods of sound processing are used including speaker diarization. This paper is organized as follows, we first present the speaker diarization system, then, we highlight the developed application (detection of the number of speakers) by detailing the implementation of the application of sound detection system (speech/no-speech) through the use of functionalities offered by the LIUM_SpkDiarization toolkit. Finally, we present and discuss the first test results of the developed application.

II. SPEAKER DIARIZATION SYSTEM

Speaker diarization is to determine “who spoke when?” in an audio record that contain speech, music or noise segments. The signal audio is splitted into homogeneous speech segments, according to the speaker identity with no prior knowledge about it.

The principal modules of diarization system are composed of parametrization, speech activity detection or voice activity detection, speaker segmentation, speaker clustering and re-segmentation. Already available tools are LIUM_SpkDiarization[2], audioSeg, DiarTK, and SHoUT for this purpose.

A. Parametrization

Mel-Frequency Cepstral Coefficients (*MFCC*), Perceptual Linear Prediction coefficients (*PLP*) and Linear Frequency Cepstral Coefficients (*LFCC*) are the most common features used to extract the most important information from the signal, sometimes used with their first and/or second derivatives.

Ideal features should have some important properties:

- They have to emphasize the difference between classes (class separability).
- Their intra-class variances must be minimal.
- They have to be robust to noise trouble, conserving the class separability as far as possible.
- The total number of detected features (i.e. features density) should be sufficiently large to reflect the frames content in a compact form.
- A high correlation between features should be avoided, as much as possible.

The *MFCCs* are widely used in automatic speech and speaker recognition, and used for this current work.

B. Speech activity detection

The speech activity detection plays a very important role in the whole diarization process, it is performed to separate speech, no-speech and silent frames. The output of other sub tasks highly depends on the precision of this task. The goal is to keep only relevant information for speech modeling and to reduce the amount of computation needed for the following treatments. Many approaches allow the detection of speech, segmentation using Hidden Markov Models (*HMMs*) [3], Deep Neural Networks (*DNN*) [4]. In this work, we used an algorithm based on the Wavelet Transform [5].

C. Speaker segmentation

The aim of the speaker segmentation is to find speaker change points in a given speech signal using the symmetric Kullback Leibler distance (*KL2*), the generalized likelihood ratio (*GLR*) or the Bayesian information criterion (*BIC*) distance computed using Gaussians with full covariance matrices. In such systems, the speech signals are windowed for a short duration of 25 – 30ms.

In such systems like LIUM_SpkDiarization toolkit [6], the segmentation is done in two steps. A first pass on the signal is performed to detect breaks (changes in speakers), using the *GLR* (Generalized Likelihood Ratio) measure defined in “Eq. (1)”. The *GLR* measure introduced by Gish [7] is a likelihood ratio between two hypotheses H_0 and H_1 .

H_0 : The two sequences x_i and x_j are produced by the same speaker x , which, in this case, the model $M(\mu, \Sigma)$ corresponding to $x = x_i \cup x_j$ would allow a better representation of x_i and x_j .

H_1 : The two sequences x_i and x_j are produced by two different speakers, which case the two model $M_i(\mu_i, \Sigma_i)$ and $M_j(\mu_j, \Sigma_j)$ would be better suited to represent x_i and x_j .

The likelihood test is thus formulated by the ratio of the two hypotheses:

$$GLR(x_i, x_j) = \frac{L(x, M(\mu, \Sigma))}{L(x_i, M_i(\mu_i, \Sigma_i))L(x_j, M_j(\mu_j, \Sigma_j))} \quad (1)$$

Where $L(x, M(\mu, \Sigma))$ corresponds to the likelihood of the sequence $x = x_i \cup x_j$ given the model $M(\mu, \Sigma)$, and $L(x_i, M_i(\mu_i, \Sigma_i))L(x_j, M_j(\mu_j, \Sigma_j))$ the likelihood that the x_i and x_j were produced by two different speakers.

A second pass, allows to refine the segmentation obtained during the first pass by grouping consecutive segments that maximize a likelihood score using a discriminating measure *BIC* (Bayesian Information Criterion) defined in “Eq. (2)” below. *BIC* is a metric highly appreciated for its simplicity and efficiency.

$$BIC = -2 \ln(L) + k \ln(N) \quad (2)$$

With L the likelihood of the estimated model, N the number of observations in the sample and k the number of free parameters of the model.

D. Speaker clustering

Clustering is done using an unsupervised method called hierarchical agglomerative clustering (*HAC*). The goal of speaker clustering is to associate segments from an identical speaker together. Speaker clustering ideally produces one cluster for each speaker with all segments from a given speaker in a single cluster.

The initial set of clusters is composed of one segment per cluster. Each cluster is modeled by a Gaussian with a full covariance matrix. ΔBIC measure is employed to select the candidate clusters to group as well as to stop the merging process. The two closest clusters i and j are merged at each iteration until $\Delta BIC_{i,j} > 0$. ΔBIC is defined in “Eq. (3)” [6].

$$\Delta BIC_{i,j} = \frac{n_i+n_j}{2} \log|\Sigma| - \frac{n_i}{2} \log|\Sigma_i| - \frac{n_j}{2} \log|\Sigma_j| - \lambda P \quad (3)$$

$$P = \frac{1}{2} \left(d + \frac{d(d+1)}{2} \right) + \log(n_i + n_j) \quad (4)$$

Where $|\Sigma_i|$, $|\Sigma_j|$ and $|\Sigma|$ are the determinants of gaussians associated to the clusters i , j and $i + j$. λ is a parameter to set up. The penalty factor P “Eq. (4)” depends on d , the dimension of the features, as well as on n_i and n_j , referring to the total length of cluster i and cluster j respectively.

This penalty factor only takes the length of the two candidate clusters into account where as the standard factor uses the length of the whole data.

E. Re-segmentation

Re-segmentation is the final stage of the process, in which the rough boundaries of diarization systems that rely on segment clustering of an initial uniform segmentation are refined based on a frame-level. The most common approach is a Viterbi re-segmentation with *MFCC* features [2].

III. APPLICATION

The purpose of the application developed is the detection of the number of speakers in a room, a meeting room or an office, the development was realized on the Raspberry *Pi3 Model B* board.

In order to achieve our objective, we used the speaker diarization technique, whose goal is to segment the audio signal into small homogeneous regions containing only speech and which belongs to one and only one speaker. The number of speakers corresponds to the number of segments group obtained from each speaker.

A. Application architecture

The basic architecture of the application is shown in (Fig. 1).

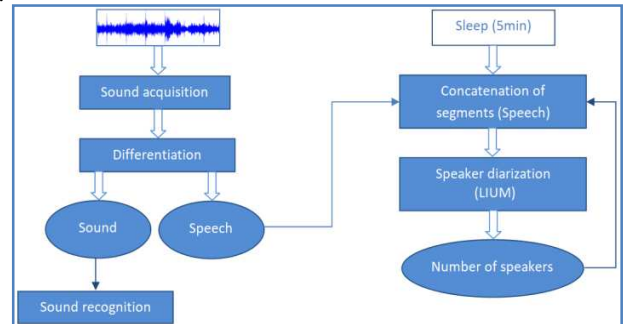


Figure 1. Application Architecture

It is an application that works in parallel, using two threads. In the first thread an application proceeds in a continuous way to capture the sound signal and differentiate it between the speech and the other sounds of everyday life whose objective is the recording of the segments containing only speech.

In the second thread, the program gets back and groups the segments of saved speech for a predefined duration in order to move to the segmentation phase using the LIUM_SpkDiarization toolkit. The output of this phase is represented by a file containing groups of segments with the speech of each speaker. The number of groups corresponds to the number of people detected automatically by speaker diarization.

B. Sound detection system (speech/no-speech)

After analyzing the first results of the toolkit LIUM_SpkDiarization applied to a complete audio signal containing speech and human sounds of everyday life, it has been noticed that sounds, which are different from the speech, have a negative influence on the results.

Indeed a sound detection application was applied before using the toolkit LIUM_SpkDiarization, whose purpose is to filter the audio signal by removing all other sounds different from the speech.

The sound detection aims to detect, and separate speech events from other sound events in the continuous audio flow.

The classification of sound/speech is based on two Gaussians Mixtures Models (*GMM*). One class for speech and another one for the sounds of everyday life.

C. LIUM_SpkDiarization toolkit

LIUM_SpkDiarization is an open source diarization toolkit designed for extraction of speaker identity from audio records with no information before about the analysed data (number of speakers, etc.). *LIUM* could identify speaker's speech segments at excellent level.

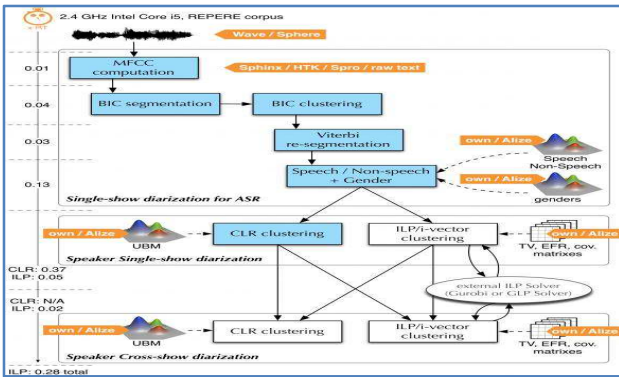


Figure 2. Architecture LIUM_SpkDiarization [6]

LIUM_SpkDiarization was developed by *LIUM* (Computer Science Laboratory of Le Mans) for the French *ESTER2* evaluation campaign, the architecture of this system is shown in (Fig. 2). *LIUM_SpkDiarization* is written in Java, to minimize dependency problems with the various operating systems and libraries. This tool is distributed as one self-contained *JAR* archive, which can be run directly [6].

LIUM_SpkDiarization comprises a full set of tools to create a complete system for speaker diarization, going from the audio signal to speaker clustering based on the CLR/NCLR metrics. These tools include MFCC computation, speech/no-speech detection, and speaker diarization methods [8].

1) System description

The diarization system provided by *LIUM* starts its processing by the computation of the acoustic parameters (*MFCC*) which are compute directly from the signal by the program using Sphinx4 (one of the included third-party packages) [6]. The features are composed of 13 *MFCCs* with coefficient *C0* as energy for segmentation based on *BIC* (Bayesian Information Criterion), *BIC* clustering and segmentation based on Viterbi decoding. The features are reduced to 12 *MFCCs* completed by Δ coefficients (coefficient *C0* is removed) for speech detection, Gender and band width detection.

The speaker's segmentation is composed of two phases based on *GLR* (Generalized Likelihood Ratio) that identifies the instantaneous change points and *BIC* (Bayesian Information Criterion) distance metric for the speaker consecutive segments fusion. The speakers are modelled by Gaussian distribution with full covariance matrix in the segmentation and clustering phases.

LIUM_SpkDiarization system finally performs another *HAC* (hierarchical agglomerative clustering) using normalized Cross-Likelihood Ratio (*CLR*) or Integer Linear Programming (*ILP*) proposed, where *i*-vectors were used to model and measure the similarity between clusters [9].

IV. EXPERIMENTS AND RESULTS

The first tests done to evaluate the developed application "detection of the number of persons" are performed in offices, taking into account the number of speakers and the duration of the audio segments to be processed.

The properties of the processed audio signal are given in (Table I).

TABLE I. SPEECH CORPUS

Language	French
Sampling rate	16 KHz
N° of channels	1 (16-bits mono channel)
Speech domain	Conversational speech

The Table II, presents the performance of the sound detection system (speech / no-speech), using an audio signal lasting 7min containing speech and sounds.

TABLE II. SOUND DETECTION SYSTEM PERFORMANCE

	Speech	Sound
Speech	89,66%	10,34%
Sound	16,67%	83,33%

The results obtained are shown by the curves in (Fig. 3) and in (Table III), the numbers represent the percentages of the

algorithm performance in relation to the number of speakers and the durations of the audio segments.

The results represent the performance of the application "detection of the number of persons", applying the sound classification speech / no-speech to remove any different sounds of speech, followed by the speaker diarization tool (LIUM_SpkDiarization), the suppression of sound has improved the results.

TABLE III. TEST RESULTS

	3min	5min	10min
1 Speaker	70%	90%	90%
2 Speakers	50%	70%	90%
3 Speakers	90%	70%	80%
Total	70%	76.66%	86.66%
Diarization performance	77.77%		

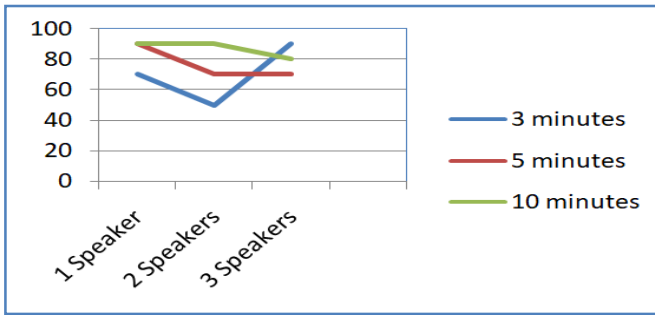


Figure 3. Application performance

From the first results, we notice that the algorithm performance is better for the longer durations (10 minutes).

The variation of voice attenuation for the same speaker present in the studied signal has a negative influence on the obtained results.

The tables (Table IV), (Table V) and (Table VI) represent the tests results performed for a signal audio lasting 3 minutes, 5 minutes and 10 minutes respectively, containing three speakers.

TABLE IV. EXAMPLE TESTS (3 MINUTES, 3 WOMEN)

	S1(F)	S2(F)	S3(F)
Speaker1(F)	1min-03sec	X	X
Speaker2(F)	X	59sec	X
Speaker3(F)	X	X	48sec

TABLE V. EXAMPLE TESTS (5 MINUTES, 1 WOMAN, 2 MEN)

	S1(M)	S2(M)	S3(F)
Speaker1(M)	51sec	X	X
Speaker2(M)	X	1min-58sec	X
Speaker3(F)	X	X	1min-29sec

TABLE VI. EXAMPLE TESTS (10 MINUTES, 2 WOMEN, 1 MAN)

	S1(M)	S2(F)	S3(F)
Speaker1(M)	4min-23sec	X	X
Speaker2(F)	X	2min-02sec	X
Speaker3(F)	X	X	2min-16sec

$S1$, $S2$ and $S3$ correspond to the speaker label found automatically by the algorithm, M and F mean respectively Male and Female, the duration represent the time that each speaker has spoken.

The algorithm can make the difference between man and woman with an error rate equal to 0%, and this represents a very important information in our application, especially for the recognition of person in a room.

The evaluation of the application is underway, notably for a larger number of speakers and in different environments such as living rooms and meeting rooms, the aim of which is to improve the results obtained.

V. CONCLUSION AND PERSPECTIVES

This paper proposes a new functionality to an existing smart audio sensor being able to recognize everyday life sound for *ADL* and distress detection. The new functionality allow the estimation of the number of speaker in the speech flow, information useful for *ADL* detection but also for adaptation of distress detection system when the person is home alone.

The results of this work corresponds to the tests of the speaker number detection application based on both speaker diarization (LIUM_SpkDiarization tool) and the application of the sound classification (Speech / Sound), by removing any sounds different from speech before applying the speaker diarization tool, whose goal is to improve the results obtained by LIUM_SpkDiarization.

For the future, the results will be improved by working on the sensor location optimization and the audio signal filtering. The study of cases where several speakers speak at the same time is envisaged. The use of speaker recognition methods is potentially considered as to improve the remote monitoring for elderly people in a room.

ACKNOWLEDGMENTS

The authors would like to thank BPI France, the Regional Councils of Limousin and Rhône-Alpes associated with the ERDF program, the departmental council of Isère, and the Bourges agglomeration community for their financial support to the project CoCAPs.

The CoCAPs project, from FUI N ° 20, is also supported by the poles of competitiveness S2E2 and Minalogic.

REFERENCES

- [1] M. Robin, D. Istrate and J. Boudy, "Remote monitoring, distress detection by slightest invasive systems: Sound recognition based on hierarchical i-vectors," 2017 39th Annual International Conference of the IEEE Engineering in Medicine and Biology Society (EMBC), Jeju - Korea, 2017, pp. 2744-2748, doi: 10.1109/EMBC.2017.8037425
- [2] S. Meigner and T. Merlin, "An Open Source Toolkit For Diarization Sylvain Meignier, Teva Merlin LIUM – Université du Mans, France."
- [3] RENEVEY P. & DRYGAJLO A. (2001). Entropy based voice activity detection in very noisy conditions. p. 1887–1890.
- [4] RYANT N., LIBERMAN M. & YUAN J. (2013). Speech activity detection on youtube using deep neural networks. In INTERSPEECH, p. 728–731.
- [5] D. Istrate, E. Castelli, M. Vacher, L. Besacier and J.-F. Serignat, Medical Telemonitoring System Based on Sound Detection and Classification, IEEE Transactions on Information Technology in Biomedicine, vol. 10, no. 2, Avril 2006.
- [6] <https://projets-lium.univ-lemans.fr/spkdiarization/>
- [7] H. Gish, M. H. Siu, and R. Rohlicek, Segregation of speakers for speech recognition and speaker identification, Proc. of IEEE International Conference on Acoustics, Speech and Signal Processing, Toronto, Canada, vol. 2, pp. 873-876, 1991
- [8] Eva KIKTOVA, Jozef JUHAR, Comparison of Diarization Tools for Building Speaker Database, vol.13, no.4, (2015)
- [9] ROUVIER, M., G. DUPUY, P. GAY, E. KHOURY, T. MERLIN and S. MEIGNIER. An Open-source State-of-the-art Toolbox for Broadcast News Diarization. In: 13th Annual Conference of the International Speech Communication Association. Lyon: ANR, 2013, pp. 1–5.