

The effects of bath gas and NO_x addition on *n*-pentane low-temperature oxidation in a jet-stirred reactor

Lorena Marrodán¹, Yu Song², Marco Lubrano Lavadera³, Olivier Herbinet², Mara de Joannon³, Yiguang Ju⁴, María U. Alzueta¹, Frédérique Battin-Leclerc²

¹Aragón Institute of Engineering Research (I3A), Department of Chemical and Environmental Engineering, University of Zaragoza, Spain.

²Laboratoire Réactions et Génie des Procédés, CNRS-Université de Lorraine, Nancy, France.

³Istituto di Ricerche sulla Combustione - C.N.R., Napoli – Italy.

⁴Department of Mechanical and Aerospace Engineering, Princeton University, NJ 08544, USA

SUPPORTING INFORMATION

Table of content

1) Comparison of simulations using the present mechanism with literature data.

Fig. S1. Comparison of modeling predictions using the present mechanism (lines) and experimental data (symbols) reported by Zhao et al. [1] for the oxidation of *n*-pentane in a JSR (42 cm³, 1 atm, 10000 ppm *n*-pentane, $\phi=0.5$ and 1.33, dilution in Ar/N₂).

Fig. S2. Comparison of modeling predictions using the present mechanism (lines) and experimental data (symbols) reported by Zhao et al. [1] for the oxidation of *n*-pentane in the presence of NO, in a JSR (42 cm³, 1 atm, 10000 ppm *n*-pentane, $\phi=0.5$, dilution in Ar/N₂, 0-1070 ppm of NO).

Fig. S3. Comparison of modeling predictions using the present mechanism (lines) and experimental data (symbols) reported by Zhao et al. [2] for the oxidation of *n*-pentane in the presence of NO₂, in a JSR (42 cm³, 1 atm, 10000 ppm *n*-pentane, $\phi=0.5$, dilution in Ar/N₂, 0 and 250 ppm of NO₂).

Fig. S4. Comparison of modeling predictions using the present mechanism (lines) and experimental data (symbols) reported by Zhao et al. [2] for the oxidation of *n*-pentane in the presence of NO₂, in a JSR (42 cm³, 1 atm, 10000 ppm *n*-pentane, $\phi=1.33$, dilution in Ar/N₂, 0 and 250 ppm of NO₂).

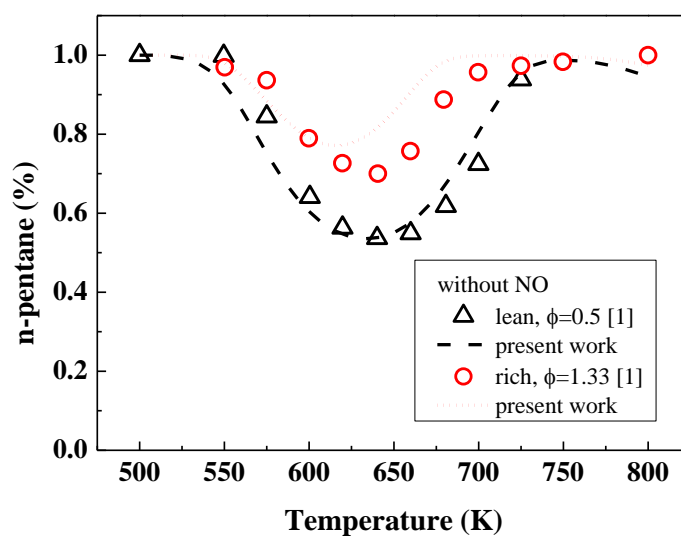


Fig. S2. Comparison of modeling predictions using the present mechanism (lines) and experimental data (symbols) reported by Zhao et al. [1] for the oxidation of n-pentane in a JSR (42 cm^3 , 1 atm, 10000 ppm n-pentane, $\phi=0.5$ and 1.33, dilution in Ar/ N_2).

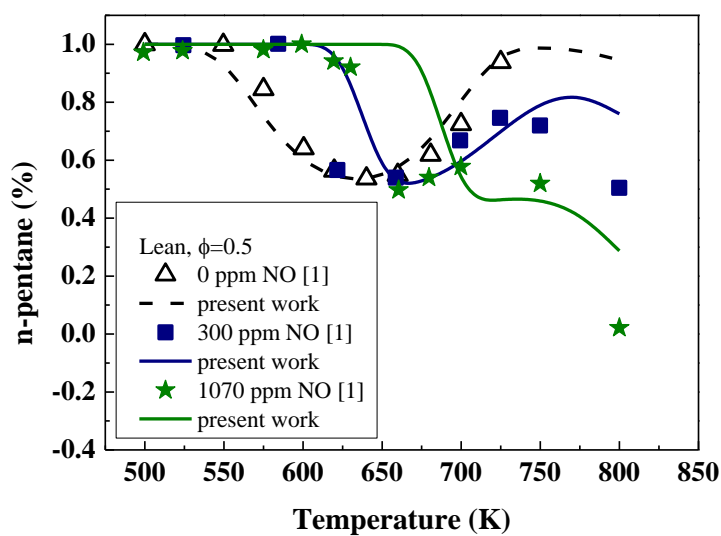


Fig. S2. Comparison of modeling predictions using the present mechanism (lines) and experimental data (symbols) reported by Zhao et al. [1] for the oxidation of n-pentane in the presence of NO, in a JSR (42 cm^3 , 1 atm, 10000 ppm n-pentane, $\phi=0.5$, dilution in Ar/ N_2 , 0-1070 ppm of NO).

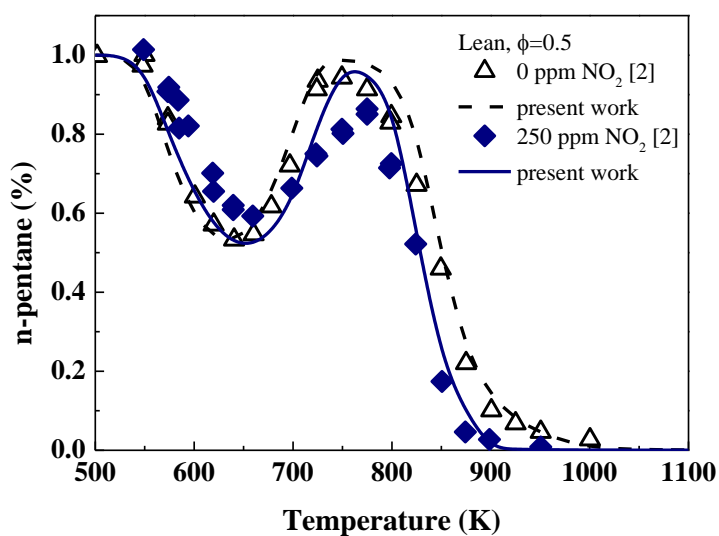


Fig. S3. Comparison of modeling predictions using the present mechanism (lines) and experimental data (symbols) reported by Zhao et al. [2] for the oxidation of n-pentane in the presence of NO_2 , in a JSR (42 cm^3 , 1 atm, 10000 ppm n-pentane, $\phi=0.5$, dilution in Ar/N_2 , 0 and 250 ppm of NO_2).

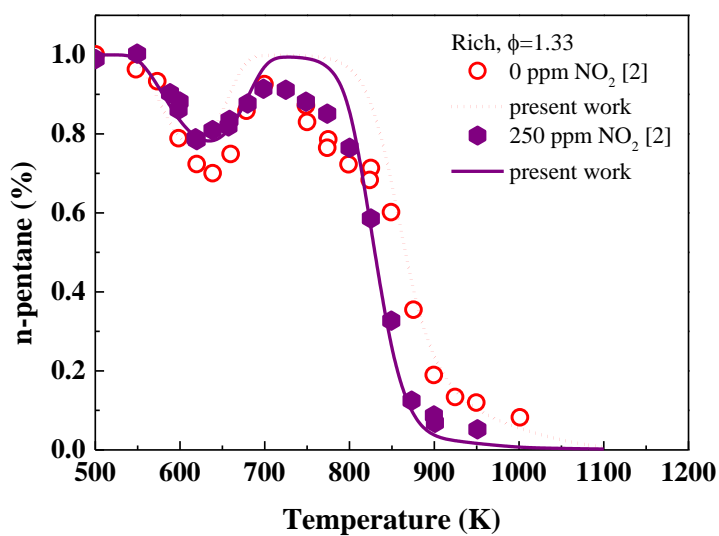


Fig. S4. Comparison of modeling predictions using the present mechanism (lines) and experimental data (symbols) reported by Zhao et al. [2] for the oxidation of n-pentane in the presence of NO_2 , in a JSR (42 cm^3 , 1 atm, 10000 ppm n-pentane, $\phi=1.33$, dilution in Ar/N_2 , 0 and 250 ppm of NO_2).

References

- [1] Zhao, H.; Wu, L.; Patrick, C.; Zhang, Z.; Rezgui, Y.; Yang, X.; Wysocki, G.; Ju, Y. *Combust. Flame* **2018**, 197, 78-87.
- [2] Zhao, H.; Dana, A. G.; Zhang, Z.; Green, W. H.; Ju, Y. *Energy* **2018**, 165, 727-738.