



HAL
open science

Elody : a Java+MidiShare based Music Composition Environment

Yann Orlarey, Dominique Fober, Stéphane Letz

► **To cite this version:**

Yann Orlarey, Dominique Fober, Stéphane Letz. Elody : a Java+MidiShare based Music Composition Environment. International Computer Music Conference, 1997, Thessaloniki, Greece. pp.391-394. hal-02158948

HAL Id: hal-02158948

<https://hal.science/hal-02158948>

Submitted on 18 Jun 2019

HAL is a multi-disciplinary open access archive for the deposit and dissemination of scientific research documents, whether they are published or not. The documents may come from teaching and research institutions in France or abroad, or from public or private research centers.

L'archive ouverte pluridisciplinaire **HAL**, est destinée au dépôt et à la diffusion de documents scientifiques de niveau recherche, publiés ou non, émanant des établissements d'enseignement et de recherche français ou étrangers, des laboratoires publics ou privés.

Elody : a Java+MidiShare based Music Composition Environment

Yann Orlarey, Dominique Fober, Stphane Letz
(orlarey, fober, letz)@rd.game.fr

Grame, 9 rue du Garet, BP 1185, 69202 Lyon Cedex 01, France

Abstract

This paper introduces *Elody*, a MidiShare compatible music composition environment developed in Java. The heart of Elody is a visual functional language derived from the λ -calculus. The languages expressions are handled through visual constructors and Drag & Drop actions allowing the user to play in realtime with the language.

1 Introduction

Elody is music composition environment based on a visual functional language, a direct-handling user interface and Internet facilities. It is written in Java and uses the real-time MIDI services of MidiShare [1].

Elody allows algorithmic descriptions and transformations of musical structures and compositional processes. Its design tries to promote a creative and experimental attitude (including for the programming activity), as well as Internet users collaborations.

Working with Elody mainly consists in building new *musical expressions*: musical objects as well as programs, by combining or composing other musical expressions. The user interface is based on drag & drop and visual functionalities. Each user action results in an immediate sound and graphical feedback.

Programming using Elody is a natural and direct extension of the music composition activity and doesn't require a distinct programming language. This approach is called *homogeneous programming*. An Elody program is a *generalized musical expression* based on the λ -calculus concept of *abstraction*: it allows to use the exact same means to describe, combine, edit or represent musical objects and programs (see [2]).

The Elody environment have been developed using recent Internet technologies in order to facilitate its spread on the Web. The implementation is developed in Java, a programming language similar to C++ which allows to write classical programs and small programs called "applets" that can be embedded in Web pages. Elody can run either as a standalone application or as an applet.

Elody documents are saved in HTML. This allows to:

1. publish musical sequences which can be directly displayed in a Web browser. HTML pages a user wants to share will be available for all Elody users through a central server.
2. musical expressions can be used to add musical content to a page which contains an Elody player applet. This applet will load, evaluate and play the expression contained in the Web page itself.
3. every published expression can be used by other Elody users. An Elody expression can reference others Elody expressions using URL links. which will be automatically fetched and loaded by the language parser.
4. Elody can use musical resources already available on the Web like MIDIFile for example.

2 User interface

Figure 1 gives an overview of the Elody environment. All the functionalities are available by way of *visual constructors*. A *constructor* is a particular way to create new expressions by combining existing ones, in sequence or in parallel for example. Visual constructors are represented by one or several arguments boxes where the user drop expressions, and a result box where he can get the resulting expression.

The figure 2 shows the use of the sequence constructor (S). The arguments are dropped in the left and middle boxes and the resulting sequence appears in the result box on the right. The constructors perform no real computation. The resulting expression

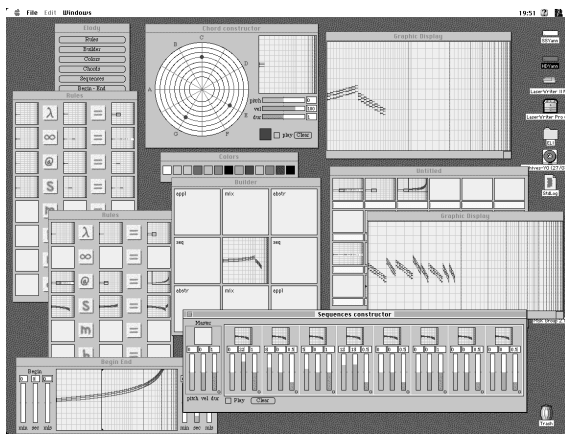


Figure 1: Overview of the user interface

is a tree whose root node is labeled with the constructor name, and branches are the used sub-expressions. Therefore an expression always keeps track of all its components and of the way to combine them: the *intentional description*. The evaluation of an expression, the transition from the intentional description to the corresponding extensional description, is only done for graphical or Midi rendering. Users always handle non-evaluated, intentional expressions.




Figure 2: The sequence constructor

As figure 3 shows, expressions have a piano like representation, with a non-linear (arc-tangent) time-scale in order to represent the whole expression in a limited space. Lazy evaluation techniques used in graphical and Midi rendering, allow to handle infinite objects, like the presented sequence C, E, G, repeated ad infinitum.

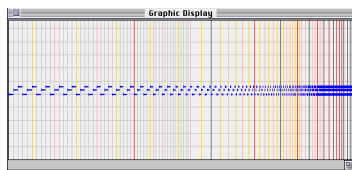


Figure 3: C E G sequence repeated ad infinitum

The basic musical expressions are *notes* and *rests*. They include a duration and a color. A note also includes a pitch, a velocity and a channel.

The chord constructor, figure 4, is used to put notes on the pitch scale and to create chords. Concentric circles represents the octaves and radius the degrees within an octave.

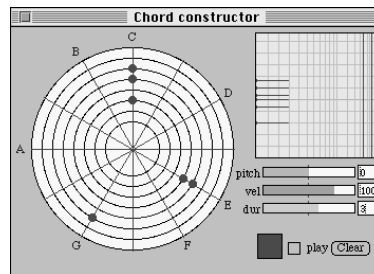


Figure 4: The chord constructor

The rules window, figure 5, includes the 8 main constructors: *abstraction* (λ), *recursive abstraction* (∞) and *application* ($@$), used for programming, *sequence* (S) and *mix* (M) for temporal organization of expressions, *begin* (B) and *rest* (R) to copy and cut part of an expression and *duration* (D) to adjust its duration.

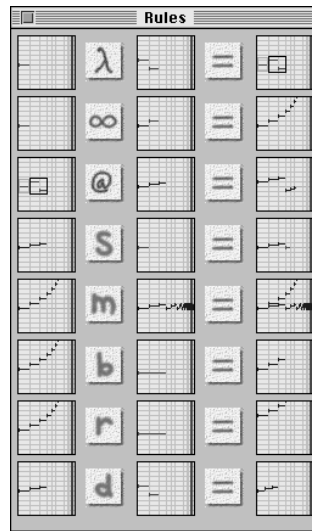


Figure 5: The rules window

More sophisticated constructors are also available, like the expressions sequencer figure 6. It works like an old analog sequencers: it includes 8 steps where one can drop musical expressions. Pitch, velocity and duration can be adjusted for each step. The expression sequencer works in real-time: when the Play option is selected the steps are played in a loop, a red dot indicates the current step and the user can dynamically change the settings or drop new expressions.

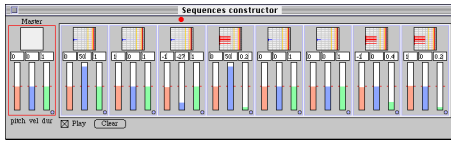


Figure 6: Expressions sequencer

3 Programming

One of the main purpose of a music composition environment is to allow to express intentional descriptions with all the required generality, and to maintain the relation with the corresponding extensional descriptions.

These two type of descriptions are necessary. Extensional description is needed to render the objects and to work on their details. The intentional description presents many interests:

Conciseness. Compared to its extensional description, an intentional description can be very concise. In this case, it is a fast and efficient way to describe an object.

Structure. An intentional description allows to clarify an object underlying *idea*, its general structure, its building principles. It is open to analogy, generalization, systematization and reusing in other contexts.

Experimentation. Intentional description modifications have generally a large impact. A *small* modification of the intentional description can produce a *large* modification of the extensional description. That promotes experimental approaches like *what happens if* I use this in place of that within my intentional description.

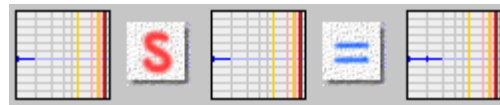
3.1 Homogeneous languages

Reaching generality and abstraction within intentional description presuppose a kind of programming. The homogeneous language approach we have adopted tries to insert the programming activity in a conceptual framework directly related to the existing skills and knowledge of the user. Instead of providing the user with a separate programming language with specific concepts, syntax, semantic and editing tools, the key idea of the homogeneous language approach is to extend in a consistent way the domain of objects the user manipulates with his editing tools to include user-defined programs. This is achieved mainly by introducing the concepts of *abstraction* and *application* of λ -calculus. The results are highly specialized functional languages.

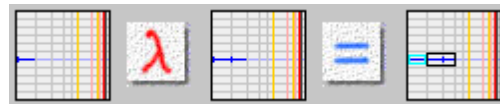
Elody is based on this approach. User-defined programs are *abstractions* : generalized musical expressions obtained by *making variable* parts of an existing expression. These abstractions can be applied to other objects to produce a result, and composed to build new programs. Therefore Elody makes no real distinction between musical objects and programs. Programs are just musical objects with variable parts. They are visualized, manipulated and assembled in a consistent way like any other musical objects, without resorting to a separate programming language.

3.2 Building abstractions

Let's see how to build some simple abstractions. Dropping the same note in the two argument boxes of the sequence constructor (S) as in figure 7.1, we build a repetition. This is a specific example of repetition. We can now generalize this specific repetition by *making variable* the note used, thus defining the general concept of repetition. To do that we use the abstraction constructor (λ). We drop in the middle box the expression we want to generalize and in the left box the element we want to make variable. The resulting *Double* abstraction appears in the result box on the right (figure 7.2).



7.1: Building a particular repetition



7.2: *Double* function : a generalization of the previous repetition obtained by making variable the used note


Figure 7: Definition of the *Double* function

Using the same method we can now define a *Triple* function which repeats it's argument three times (figure 8.1), and apply it on another expression(figure 8.2).

These simple examples illustrate two important points. First, the musical data language itself is used as programming language. Second, we don't have to write abstractions from scratch, using a priori variables. We can start from a concrete example, even a



8.1: *Triple* function



8.2: Application of the *Triple* function

Figure 8:

sequence played on a keyboard, and showing the parts we want to make variable, let the generalization algorithm of the system compute the actual abstraction.

3.3 Composing Abstractions

An abstraction like any other musical expression has a duration. Abstractions can be time-stretched, mixed and organized in sequence. For example we can take the previous *Double* and *Triple* functions, time-stretch them to a particular duration and then create a sequence alternating them several times. Figure 9 shows the result of alternating 8 times the *Double* and *Triple* functions, a sequence of 16 abstractions.

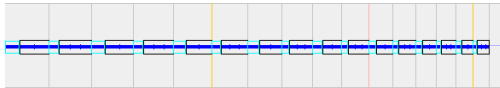


Figure 9: Alternating *Double* and *Triple* functions

This sequence of abstraction is also a program and it can be applied to some argument. When a sequence is applied, every element is applied according to its duration to the corresponding part of the argument. Therefore if we time-stretch this sequence to the duration of an object and we apply it to this object, the result is the first 1/16 of our object repeated twice, the second 1/16 of our object repeated three times, the third 1/16 of our object repeated twice, etc. as shown in figure 10.

3.4 Generalized Abstractions

What we can make variable is not limited to single notes. In the previous example we have used the *Triple* function. We can generalize the previous result

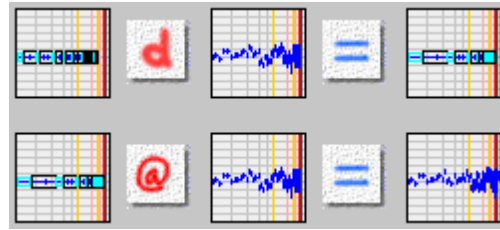
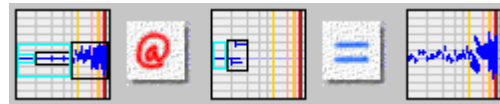


Figure 10: Application of a sequence of abstractions

by making variable the *Triple* function. The result is a new abstraction we can apply to another function, for example a three voices canon as in figure 11.2. The canon function is obtained by abstracting a note in a expression where this note appears with three different pitches and with different time shift. (figure 11.1).



11.1: *Canon* Function



11.2: Abstraction of the *Triple* function and application to the *Canon* function

Figure 11:

References

- [1] Orlarey, Y. and H. Lequay 1989. "MidiShare: a realtime multi-tasks software module for Midi applications", Proc. ICMC 89, San Francisco: ICMA Publishing.
- [2] Orlarey, Y., D. Fober, S. Letz and M. Bilton 1994. "Lambda-Calculus and Music Calculi", Proc. ICMC 94, San Francisco: ICMA Publishing.