



HAL
open science

Chitosan for Direct Bioflocculation Processes

Eric Lichtfouse, Nadia Morin-Crini, Marc Fourmentin, Hassiba Zemmouri, Inara Oliveira Carmo Do Nascimento, Luciano Matos Queiroz, Mohd Yuhyi Mohd Tadza, Lorenzo A Picos-Corrales, Haiyan Pei, Lee D Wilson, et al.

► **To cite this version:**

Eric Lichtfouse, Nadia Morin-Crini, Marc Fourmentin, Hassiba Zemmouri, Inara Oliveira Carmo Do Nascimento, et al. Chitosan for Direct Bioflocculation Processes. Crini, Grégorio; Lichtfouse, Eric. Sustainable Agriculture Reviews 36: Chitin and Chitosan: Applications in Food, Agriculture, Pharmacy, Medicine and Wastewater Treatment, 36, Springer International Publishing AG, 2019, Sustainable Agriculture Reviews, 9783030165819. 10.1007/978-3-030-16581-9_9 . hal-02152898

HAL Id: hal-02152898

<https://hal.science/hal-02152898v1>

Submitted on 11 Jun 2019

HAL is a multi-disciplinary open access archive for the deposit and dissemination of scientific research documents, whether they are published or not. The documents may come from teaching and research institutions in France or abroad, or from public or private research centers.

L'archive ouverte pluridisciplinaire **HAL**, est destinée au dépôt et à la diffusion de documents scientifiques de niveau recherche, publiés ou non, émanant des établissements d'enseignement et de recherche français ou étrangers, des laboratoires publics ou privés.

Chitosan for Direct Bioflocculation Processes

Eric Lichtfouse, Nadia Morin-Crini, Marc Fourmentin, Hassiba Zemmouri, Inara Oliveira Carmo do Nascimento, Luciano Matos Queiroz, Mohd Yuhyi Mohd Tadza, Lorenzo A. Picos-Corrales, Haiyan Pei, Lee D. Wilson, and Grégorio Crini

Abstract Coagulation-flocculation is a major process allowing to remove suspended particles from municipal and industrial wastewater. This process commonly involves metal salts as coagulants and synthetic organic polymers as flocculants. Although those chemicals are cheap, efficient, available and easy to use, they have drawbacks such water pollution by metals, and production of large amounts of toxic sludges. Therefore, safer biocoagulants and bioflocculants of biological origin are currently developed. For instance, the direct flocculation process involves water-soluble, ionic organic polymers, and thus do not need the addition of metal

E. Lichtfouse (✉)

Aix-Marseille Université, CNRS, IRD, INRA, Coll France, CEREGE, Aix-en-Provence, France
e-mail: eric.lichtfouse@inra.fr

N. Morin-Crini (✉)

Laboratoire Chrono-environnement, UMR 6249, UFR Sciences et Techniques, Université Bourgogne Franche-Comté, Besançon, France
e-mail: nadia.crimi@univ-fcomte.fr

M. Fourmentin

Université du Littoral Côte d'Opale, Laboratoire de Physico-Chimie de l'Atmosphère (LPCA, EA 4493), ULCO, Dunkerque, France
e-mail: marc.fourmentin@univ-littoral.fr

H. Zemmouri

Laboratoire des Sciences et du Génie des Procédés Industriels, Faculté de Génie Mécanique et Génie des Procédés, Université des Sciences et de la Technologie Houari Boumediene, Alger, Algeria

I. O. C. do Nascimento · L. M. Queiroz

Department of Environmental Engineering, Federal University of Bahia, Polytechnic School, Salvador, Bahia, Brazil
e-mail: lmqueiroz@ufba.br

M. Y. M. Tadza

Faculty of Civil Engineering & Earth Resources, Universiti Malaysia Pahang, Gambang, Kuantan, Malaysia
e-mail: dryuhyi@ump.edu.my

coagulants. In particular, chitosan and byproducts have been recently designed as biofloculants to remove particulate matter and dissolved pollutants. Chitosan is a partially deacetylated polysaccharide obtained from chitin, a biopolymer extracted from shellfish sources. Chitosan exhibits various physicochemical and functional properties of interest for many environmental applications.

Key achievements of chitosan applications include the removal of more than 90% of solids and 95% of residual oil from palm oil mill effluents. Chitosan highly reduces the turbidity of agricultural wastewater and seawater. Comparison of raw chitosan with modified chitosan, such as 3-chloro-2-hydroxypropyl trimethylammonium chloride grafted onto carboxymethyl-chitosan, to treat a solution of high turbidity (400 mg/L kaolinite) and phosphate (25 mg/L), shows that the modified chitosan decreases the turbidity by 99% and the phosphate content by 97% at all pH, whereas those abatements are below 80% for the raw chitosan. Chitosan also removes toxic *Microcystis aeruginosa* cyanobacterial cells by 99% and microcystins by 50%. This chapter discusses advantages and drawbacks of using chitosan for direct flocculation for water and wastewater treatment, sludge dewatering, and post-treatment of sanitary landfill leachates.

Keywords Chitosan · Biofloculant · Direct bioflocculation · Wastewater treatment · Sludge dewatering

9.1 Introduction

Coagulation and flocculation are two frequently applied processes in the water treatment industry for solids removal, water clarification, drinking water treatment, decontamination of wastewaters, solids dewatering, sludge thickening, and lime softening (Bratby 2006; Oladoja 2015; Morin-Crini and Crini 2017; Wei et al. 2018). Chemical reagents are often used at the first stage of solids-liquids separation in a wastewater treatment plant to facilitate the removal of suspended and colloidal particles.

During wastewater treatment, coagulation and flocculation occur in two main successive steps (Fig. 9.1), namely a destabilization step and an aggregation step

L. A. Picos-Corrales

Facultad de Ciencias Químico Biológicas, Universidad Autónoma de Sinaloa, Blvd. de las Américas y Josefa Ortiz de Domínguez, Ciudad Universitaria, Culiacán, Sinaloa, Mexico
e-mail: lorenzo.picos.c@uas.edu.mx

H. Pei

School of Environmental Science and Technology, Shandong University, Jinan, China

L. D. Wilson

Department of Chemistry, University of Saskatchewan, Saskatoon, Canada
e-mail: lee.wilson@usask.ca

G. Crini (✉)

Chrono-Environnement, UMR 6249, Université Bourgogne Franche-Comté, Besançon, France
e-mail: gregorio.crimi@univ-fcomte.fr

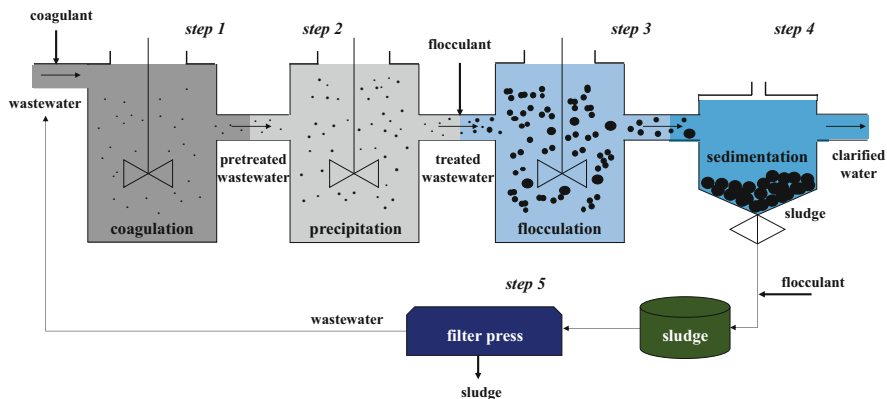


Fig. 9.1 The coagulation-flocculation process in a physicochemical wastewater treatment plant. An inorganic coagulant such as a metal salt is added at step 1 to alter the physical state of dissolved and suspended solids, in order to obtain complex precipitates of metal hydroxides at the desired pH for precipitation at step 2, and to facilitate further sedimentation at step 4. Precipitation at step 2 is followed by the addition of flocculants or coagulant aids at step 3 to enhance the treatment efficiency and sedimentation rate by aggregation of microflocs into visible, dense, and rapid settling flocs. The filter press at step 5 allows to filtrate the sludge under pressure in order to separate the liquid phase (filtrate) from the solid phase: the cake

(Bratby 1980; Cox et al. 2007). These processes combine insoluble particles such as solids and colloids, dissolved organic matter, organics, inorganics and microorganisms into large aggregates, thereby facilitating their removal in subsequent stages of sedimentation and filtration. Additional operations include the removal of target substances, i.e. phosphates and oils, color and odor, and recovery of valuable products such as proteins and microalgae.

Coagulation-flocculation is also an important phenomenon during sludge dewatering to extract water from the solids. Actually, the disposal or recycling of wastewater sludge, in particular the minimization of sludge volume, is a major challenge for the water treatment industry. Sludge dewatering separates sludge into liquid and solid components, with the aims of waste minimization and cost efficiency of disposal and recycling.

Coagulation using a chemical coagulant is a chemical-driven process whereby a given system, solution or suspension, is transformed from a stable into an unstable state. The destabilization step involves charge neutralization. The coagulation aim is indeed to counter the factors that promote the system stability. This step usually involves the addition of chemical reagents, e.g. a coagulant, which destabilizes the suspended solids and pollutants and, in turn, allows their agglomeration, leading to the formation of micro-flocs (Bratby 1980, 2006). Then, bonding these micro-flocs together by the addition of a flocculant, forms larger, denser aggregates that settle rapidly and are easier to separate. Flocculation is the aggregation step. Then, a simple separation step, e.g. settling, flotation or filtration, separates the flocs and produces a clarified water. Overall, flocculation used in conjunction with coagulation is the process whereby the manifestation of destabilization is realized in

practicable terms (Bratby 1980, 2006). A flocculant aid is a chemical substance added to a coagulated system to bridge the particles together, to form bigger aggregates or flocs in size, to accelerate the rate of flocculation and to strengthen flocs formed during flocculation. This process strongly influences the physical characteristics of flocs, e.g. their size, strength and density.

Coagulation and flocculation are sequential processes distinguished primarily by the types of chemicals used and the size of the particles formed. There are two major classes of commercial chemicals used (Fig. 9.2): (1) inorganic and organic coagulants including mineral additives, hydrolyzing metal salts, pre-hydrolyzed metals and polyelectrolytes; and (2) organic flocculants including cationic and anionic polyelectrolytes, non-ionic polymers, amphoteric and hydrophobically modified polymers, and naturally occurring flocculants (Bratby 2006; Bolto and Gregory 2007).

Coagulation is mainly induced by metal salts. Common metal coagulants fall into two general categories: aluminium and iron salts. The most common coagulants are aluminium sulfate, generally known as alum, polyaluminium chloride (PAC), ferric chloride, ferric sulfate, and polyferric sulfate (PFS). The addition of these cations contribute to colloidal destabilization, as they specifically interact with, and neutralize the negatively charged colloids (Stechemesser and Dobiáš 2005; Bratby 2006). Their popularity arises not only from their effectiveness but also from their ready availability and low-cost.

Flocculants are classified into polymeric inorganic-based products and polymeric organic-based materials (Fig. 9.2). Polyelectrolyte flocculants are mainly linear or branched organic macromolecules. Flocculants can be of synthetic or natural origin. Synthetic macromolecules are based on monomers such as acrylamide, acrylic acid, or dimethyldiallylammonium chloride. Naturally occurring products include starches, celluloses, alginates, gums and other plant derivatives (Levine 1981).

The most frequently used flocculants in industrial applications are polyacrylamide-based products such as nonionic polyacrylamides, anionic acrylamide-acrylate copolymers, partially hydrolyzed polyacrylamides, cationic dimethyldiallylammonium chlorides and copolymers of the dimethyldiallylammonium ion with acrylamide. The main advantage is their ability to produce large, dense, compact flocs that are stronger and have good settling characteristics compared to those obtained by coagulation. Polymeric organic flocculants are also easy to handle and immediately soluble in aqueous systems. They can reduce the sludge volume.

However, the use of synthetic coagulants and flocculants poses serious environmental and health problems and debates. For instance, the problems often cited are: production of large volumes of toxic sludge, low biodegradability, water pollution by toxic metals, e.g. aluminum salts are connected to Alzheimer's disease, and dispersion of acrylamide oligomers, which is also a health hazard because the acrylamide monomer is carcinogenic and neurotoxic to humans (Salehizadeh et al. 2018). For these reasons, alternative natural materials, named biocoagulants and bioflocculants, have been developed for wastewater treatment. Among them, chitosan, a partially deacetylated polysaccharide obtained from chitin, deserves particular attention.

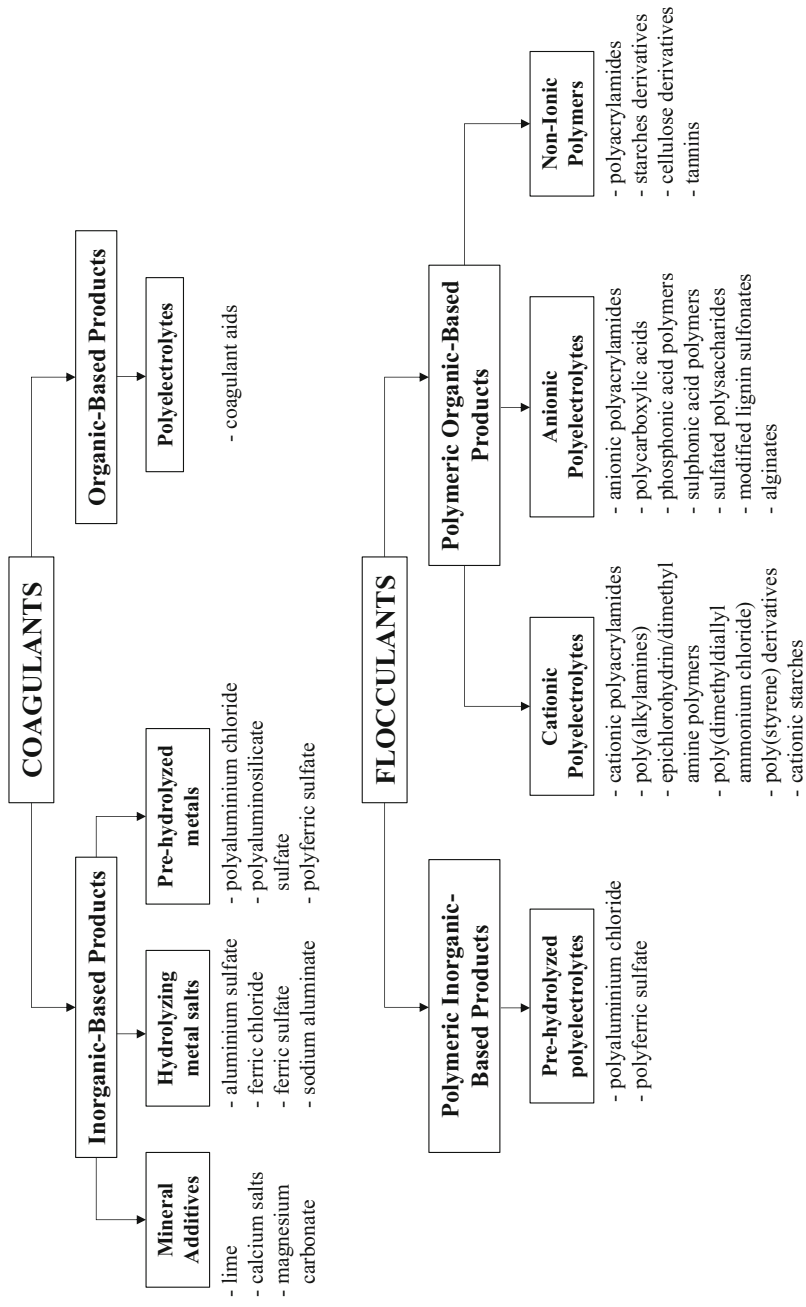


Fig. 9.2 Major coagulants and flocculants used in water and wastewater treatment

Chitin is a linear long-chain homo-polymer composed of N-acetyl-glucosamine, characterized by its average degree of acetylation or degree of deacetylation and molecular weight. Chitin is commercially extracted from marine crustaceans, and is considered as a low-cost by-product of the seafood processing industry. Chitosan is a partially deacetylated polysaccharide obtained from chitin and is also characterized by its degree of deacetylation and molecular weight. Chitosan is an amino-polysaccharide which is non-toxic, biocompatible, biodegradable and classified as a green product. Chitosan exhibits a variety of physicochemical and functional properties resulting in numerous practical applications in medicine, pharmacy, cosmetology, food and nutrition, agriculture, agrochemistry, beverage industry, biotechnology, textile and paper industries, packaging, catalysis, and wastewater treatment (Onsoyen and Skaugrud 1990; Peters 1995; Goosen 1997; Kurita 1998, 2006; No and Meyers 2000; Ravi Kumar 2000; Dutta et al. 2004; Rinaudo 2006; Crini and Badot 2008; Crini et al. 2009a, b; Sudha 2011; Ujang et al. 2011; Vakili et al. 2014; Crini 2015; Vandebossche et al. 2015; Yong et al. 2015; Bhalkaran and Wilson 2016; Agbovi et al. 2017; Arfin 2017; Bonecco et al. 2017; Dima et al. 2017; Wang and Zhuang 2017; de Andrade et al. 2018). Most applications rely on the cationic nature of chitosan in acidic media, e.g. allowing its dissolution in water as a polyelectrolyte, which is unique among abundant polysaccharides and natural polymers. Table 9.1 describes the practical applications of chitosan for environmental purposes, including in water and wastewater treatment.

The water-insoluble form of chitosan can be used as biosorbent for the removal of pollutants such as metals and metalloids, dyes, fluorides, pesticides, and endocrine

Table 9.1 Practical applications of chitosan for environmental purposes

Coagulation of suspended solids, mineral and organic suspensions
Reduction of turbidity
Flocculant to clarify water, drinking water, pools and spas
Flocculation of bacterial suspensions
Chelation and elimination of metals
Recovery of precious metals
Dye removal, elimination of color
Removal of pollutants: pesticides, phenols, fluorides, rare earth elements
Recovery of valuable products such as proteins
Microalgae harvesting
Reduction of odors
Antifouling agent
Polymer-assisted ultrafiltration
Sludge treatment, sludge dewatering

References: Lee et al. (2014), Liu and Bai (2014), Vakili et al. (2014), Crini (2015), Vandebossche et al. (2015), Yong et al. (2015), Azarova et al. (2016), Barbusinski et al. (2016), Yang et al. (2016), Crini et al. (2017), Kanmani et al. (2017), Kyzas et al. (2017), Sudha et al. (2017), Desbrières and Guibal (2018), El Halah et al. (2018), Nechita (2017), Pakdel and Peighambaroust (2018), Van Tran et al. (2018)

disruptors. Biosorption is a process of separation based on the selective complexation of the pollutant molecules by the solid biosorbent. Effective sorption is controlled by specific interactions between the surface of the amino-polysaccharide and the adsorbed pollutants. The main interaction force is chemisorption, i.e. electrostatic attraction, ion-exchange or chelation. Further information can be found in the reviews by Crini (2015), Yong et al. (2015), Bhalkaran and Wilson (2016), Kanmani et al. (2017), Kyzas et al. (2017), Nechita (2017), Wang and Zhuang (2017), Desbrières and Guibal (2018), Pakdel and Peighambaroust (2018), and Van Tran et al. (2018).

The water-soluble form of chitosan can be used as a complexing agent in membrane filtration processes such as polymer-assisted ultrafiltration (Ang et al. 2016; Crini et al. 2017; Mohamed et al. 2018). This process involves a step of pollutant complexation by chitosan, then a step of filtration by an ultrafiltration membrane. Here, the macroligand-pollutant complex is held back, allowing purified water to go through the membrane. Crini et al. (2017) recently reviewed the advantages gained from the use of cationic chitosan in the process of complexation-ultrafiltration.

The cationic biopolymer chitosan has also drawn particular attention as a flocculating agent for application in water industries due to its biological origin, non-toxicity, eco-friendly character, low cost, and outstanding performances. In this chapter, after a brief description of the main advantages and possible drawbacks of using chitosan as bioflocculant, we highlight selected works on the use of chitosan products for target applications.

9.2 Application of Chitosan as Bioflocculant

9.2.1 Coagulation and Flocculation in Wastewater Treatment

Coagulation/flocculation is a common method for the decontamination of industrial and urban wastewaters and for water purification. The advantages are:

- technological simplicity, e.g. simple equipment, integrated physicochemical process, well established procedure, easy control and maintenance,
- economically advantageous, e.g. inexpensive initial capital cost, relatively low-cost in maintenance,
- rapid and efficient,
- adaptable to many treatments formats such as primary clarification, pretreatment, and/or final treatment and to high pollutant loads, including sludge treatment,
- very efficient for suspended solids, colloidal particles, and turbidity, efficient for biochemical oxygen demand and chemical oxygen demand removal,
- significant reduction of the dissolved organic content, total organic carbon, and pollutants such as metals, dyes, pigments, and fluorides, and also efficient for color and odor removal.

Coagulation and flocculation occur in successive steps (Fig. 9.1). For wastewater treatment, the coagulation-flocculation process can be used at different stages. For instance, coagulation-flocculation as pretreatment consists of eliminating the floating, solid particles and all suspended substances from the effluents. As secondary treatment, coagulation/flocculation may be necessary to remove remaining pollutants produced during the physicochemical or biological treatments.

For the treatment of pulp and paper industry wastewaters, chemicals addition is typically done at one or more locations within the wastewater treatment plant, as shown in Fig. 9.3 (Renault et al. 2009a, b, c). For instance, the dosage points are as follows:

1. pretreatment: to remove much of the solids and fibers before the chemical and biological steps;
2. physicochemical primary treatment: coagulation, precipitation and/or oxidation;
3. flocculation and sedimentation using a primary clarifier;
4. biological treatment to treat both biochemical oxygen demand and chemical oxygen demand;
5. flocculation of biomass using a secondary clarifier; and
6. tertiary treatment.

Over the range of wastewater pH, of about 7–8, particles nearly always carry a negative surface charge and, as a consequence, are often colloiddally stable and resistant to aggregation. A metal salt as coagulant is thus needed to destabilize the particles. Destabilization can be brought about by:

- either increasing the ionic strength, giving some reduction in the zeta potential and a decreased thickness of the diffuse part of the electrical double layer,
- or specifically adsorbing counterions to neutralize the particle charge.

Renault et al. (2009a, c) showed that the coagulation process is not always perfect as it may result in small flocs when coagulation takes place at low temperatures, or produce fragile flocs that break up when subjected to physical forces. To overcome these problems and also to improve the process in order to obtain good quality effluent and rapid sedimentation of the flocs formed, the industry uses a polymeric additive that permits association and agglomeration of the flocs formed by the coagulant. This flocculant can act either by polymer bridging or by charge neutralization, enhancing the formation of larger floc, and improving the rate of sedimentation.

Such processes can be done by chitosan because chitosan has specific macromolecular structures with a variety of functional groups, i.e. amino and hydroxyl groups, which can interact with pollutants. From the end of the 2000s, Crini's group proposed direct bioflocculation using low cost chitosan as a novel approach to treat wastewater from pulp and paper plant (Crini et al. 2009a, b; Renault et al. 2009a, b, c, d). Their works demonstrated that chitosan was able to combine the two functions of coagulation and flocculation in industrial wastewater treatment. Crini thus spoke of 'two-in-one' materials (Crini and Badot 2007; Crini et al. 2009a, b).

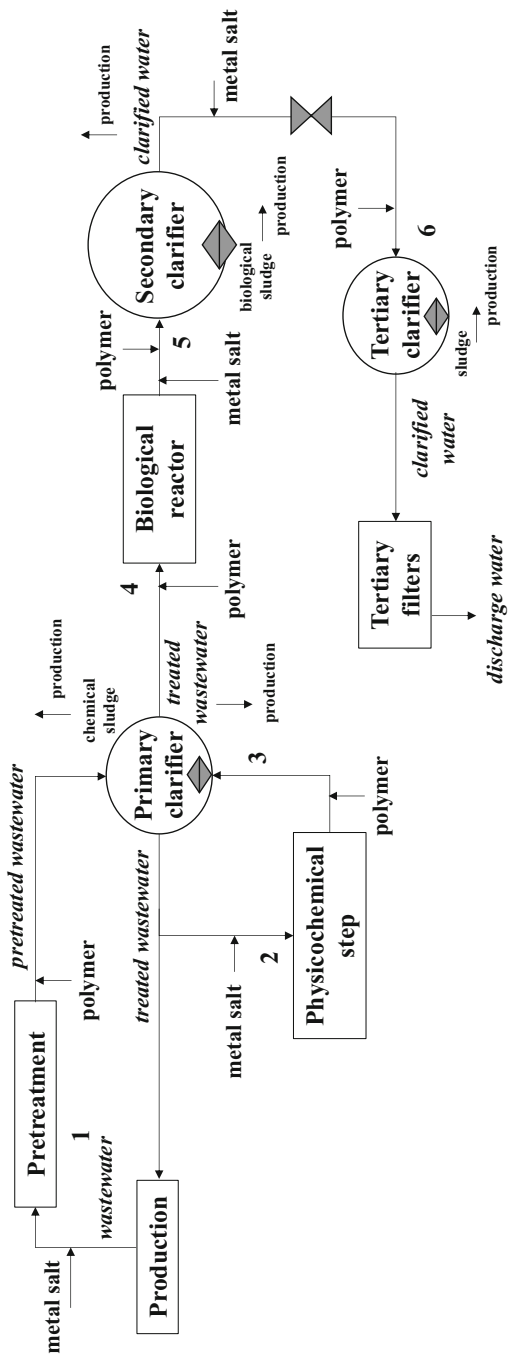


Fig. 9.3 Treatment of wastewater from pulp and paper industry. This scheme shows the locations where the coagulant, 'metal salt', and the flocculant, 'polymer', are added. Noteworthy, a part of the clarified water and all of the sludge formed are reused in the pulp for paper production

9.2.2 Coagulation-Flocculation Versus Direct Flocculation

Polymeric flocculants such as cationic polymers can be used in direct flocculation processes because they possess dual functions of coagulation and flocculation, i.e. neutralizing the negative charges and bridging the aggregated destabilized particles. Indeed, the direct flocculation using ionic polymers – without addition of coagulants – allows to completely replace inorganic coagulants by water-soluble organic polymers during chemical pretreatments, main treatments or post-treatments. The selection between conventional coagulation-flocculation and direct flocculation is highly depending on the type of wastewater. In general, the applications of direct flocculation using only polymeric flocculants are mainly limited to organic-based wastewater having high concentration of suspended and colloidal solids such as food, paper and pulp, and textile effluents.

9.2.3 Direct Bioflocculation Using Chitosan

In last decade there has been a rapid increase of the use of chitosan as bioflocculant and the development of new chitosan-based materials for direct bioflocculation process, e.g. grafted chitosans, composites and hybrid materials. Table 9.2 refers to reviews on the synthesis, characterization and properties of chitosan-based flocculants and their applications for bioflocculation. Table 9.3 presents selected examples of potential applications of chitosan in water and wastewater treatment, sludge dewatering, harvesting of microalgae and dissolved air flotation. All reports demonstrated that direct bioflocculation is an effective and competitive approach, and that chitosan is a promising bioflocculant for environmental and purification purposes (Chong 2012; Lee et al. 2014; Yang et al. 2016).

9.2.4 Advantages of Using Chitosan as Bioflocculant

Table 9.4 describes the main characteristics and properties of chitosan in relation to its use in flocculation application. They can be summarized as follows:

- Chitosan may be produced at relatively low cost. In many countries, fishery wastes are used as excellent sources to produce chitin and chitosan. For applications in wastewater treatment, chitosans are usually offered as flakes or powders with prices that range from 10 to 50 US\$/kg, depending mainly on the degree of deacetylation ($70\% < \text{value} < 90\%$), molecular weight and purity (technical grade) parameters.
- Chitosan is a non-toxic, biocompatible and biodegradable resource, and a possible alternative to synthetic polymers as an ecofriendly product. It has also the advantage of being non corrosive and safe to handle, i.e. non-hazardous product, not irritating.

Table 9.2 Reviews on chitosan-based bioflocculants for bioflocculation-oriented processes

Pollution/Pollutant(s)	Topics	Reference
SS, COD, metals, dyes	Products, mechanism, performance, wastewater treatment	Crini et al. (2009a)
SS, turbidity, COD, TOC, color	Structure-activity relationship, chitosan characteristics, process variables, mechanism, performance, wastewater treatment	Renault et al. (2009d)
Dyes, color	Products, process variables, mechanism, interactions, performance	Verma et al. (2012)
Turbidity, COD, color, phosphate, nitrogen	Chemical modification, hybrid materials, preparation, characterization, operating parameters	Lee et al. (2012)
SS, turbidity, DOC	Products, mechanism, performance	Oladoja (2015)
Arsenic, metals, turbidity	Products, chemical modification, chitosan characteristics, self-assembly processes, process variables, mechanism, performance, wastewater treatment	Bhalkaran and Wilson (2016)
SS, dissolved matter	Products, chemical modification, structure-activity relationship, chitosan characteristics, process variables, mechanism, performance, water treatment, wastewater treatment, toxicity, cost performance	Yang et al. (2016)
SS, dissolved matters, TOC	Products, performance, papermaking industry	Song et al. (2018)
Metals	Products, composites, wastewater treatment, performances	Kanmani et al. (2017)
SS, turbidity, COD, dyes, color, metals, harvesting and cell recovery, sludge dewatering	Chemical modification, preparation, bio-synthesis, operating parameters, mechanisms, performances	Salehizadeh et al. (2018)
Harvesting of microalgae	Flotation, operating parameters, performance	Laamanen et al. (2016)
Microalgae	Products, flocculation strategies, process variables, mechanism, interactions, performance	Ummalyma et al. (2017)

SS suspended solids, COD chemical oxygen demand, TOC total organic content, DOC dissolved organic content

- Besides being natural and plentiful, this amino-polysaccharide also possesses other useful characteristics such as hydrophilicity, polyfunctionality, reactivity, complexing and adsorption properties.
- Due to their structure, e.g. high molecular weight, and chemical properties, e.g. high cationic charge, chitosan macromolecules promote both chemical coagulation, subsequent floc formation and sedimentation of colloidal particles and/or dissolved pollutants in the effluents through established processes such as charge neutralization, inter-particle bridging, and also adsorption.

Table 9.3 Applications using bioflocculation by chitosan

Potential application	Chitosan/Flocculation condition(s)	Pollution/Pollutant(s)	Reference
Drinking water	Modified: hydrochloride, acetate, lactate	Turbidity, viruses, bacteria	Abede et al. (2016)
Municipal wastewater	Raw powder dissolved in HCl solution	Cu, Pb, Ni, Zn, turbidity, organic matter	Hargreaves et al. (2018)
Sanitary landfill leachate	Chitosan dissolved in HCl solution at 960 mg/L; pH 8.5	Turbidity, SS, COD, TOC, nitrite, nitrate, color, phosphorus	Nascimento et al. (2016)
Drinking water sludge	Chitosan (DD 95%)-aluminum chloride in acetic acid solution; pH 8.4	Dewatering, extra-cellular organic matter	Ma et al. (2016a, b)
Municipal activated sludge	Powder (DD > 75%) dissolved in acetic acid solution; pH 4	Dewatering, SS, VSS, turbidity	Zemmouri et al. (2015)
Lake restoration	Raw powder dissolved in acetic acid solution	Cyanobacteria	Mucci et al. (2017)
River water	DD 75–85%; dosage of 1 mg/L; pH 6.7	Pb, Mn, turbidity	Ruelas-Leyva et al. (2017)
Sea water	Powder dissolved in acetic acid solution; 18 mg/L; pH 8.1	Turbidity	Altaher (2012)
Fishmeal industry	Chitosan: pH 6.5, dose 300 mg/L	SS, VSS	Arias-Lizarraga and Mendez-Gomez (2014)
Algal removal	Quaternized carboxymethyl chitosan		Dong et al. (2014)
Algal removal	pH 8.5	Microalgae, cyanobacterium species	Lama et al. (2016)
Algal removal	Chitosan-graft-polyacrylamide	Algal colloid particles	Lu et al. (2017)
Harvesting of microalgae	Flakes (DD: 80%) dissolved in acetic acid solution	Microalgae	Gerchman et al. (2017)
Harvesting of microalgae	Raw powder dissolved in HCl solution	Microalgae suspension, COD	Sajjad et al. (2017)
Harvesting of microalgae	Chitosan: dose 100 mg/L; pH 7–10	BOD, COD	Gupta et al. (2018)
Flocculation of microalgae in seawater	Chitosan (DD: > 75%, dissolved in HCl solution): pH > 7.5, dose 75 mg/L	Marine microalgae, Mg	Blockx et al. (2018)
Aquaculture wastewater from catfish farming	Raw powder dissolved in HCl solution (1 g/L)	Microalgae	Yunos et al. (2017)
Bacterial suspensions	Raw powder (DD: 86.3%) dissolved in HCl solution	Cyanobacteria	Lürling et al. (2017)
Wastewaters from a yeast factory	Modified chitosan; dose 2 or 3 g/L; pH 3 and 7	Turbidity, SS, COD, color	Momemi et al. (2018)

(continued)

Table 9.3 (continued)

Potential application	Chitosan/Flocculation condition(s)	Pollution/Pollutant(s)	Reference
Agricultural wastewaters	DD 75–85%; dosage of 10 mg/L; pH 6.6	Turbidity, conductivity	Ruelas-Leyva et al. (2017)
Tanning effluents	Raw product (DD: 85%)	SS, COD, TOC, BOD	Sila et al. (2014)
Effluents from the sugar industry	Powder dissolved in HCl solution (138 mg/L); pH 5	SS, color, COD	Pambi and Musonge (2015)
Palm oil mill effluent	Chitosan dissolved in acetic acid solution	BOD, COD, ammonium nitrogen, Phosphate, potassium	Tadza et al. (2016)
Palm oil mill effluent	Powder (DD: 90.1%) dissolved in acetic acid solution	Turbidity, COD, hydrocarbon content	Adnan et al. (2017)
Emulsified oily wastewater	Flakes (DD: 82.9%) dissolved in acetic acid solution, dose 0.793 g/L, pH 4 or 7		Pérez-Calderón et al. (2018)
Effluents containing diesel oil and gasoline	Powder dissolved in HCl solution	Turbidity, COD	de Oliveira et al. (2016)
Brackish water		SS, turbidity	Lamia and Abdelghani (2017)
Clay suspensions	Powder dissolved in acetic acid solution	Cu, Zn, turbidity	Ferhat et al. (2016)
Effluents containing humic substances	Raw product (DD: 90%) in acetic acid solution; pH 7	Humic acid, turbidity	Chen et al. (2015)
Effluents containing dyes	Composite	Color, dyes	Lou et al. (2018)
Effluents containing dyes	Copolymer with starch	Dyes	Sami et al. (2017)
Solutions containing dyes	Powder dissolved in HCl solution (1 g/L)	Dyes	Wang et al. (2017)
Plating wastewater	Chitosan dianhydride	Cu, Pb, Zn, Ni, Cr	Martinez-Quiroz et al. (2018)
Effluents containing metals	Mercaptoacetyl chitosan (DD: 80%); pH 4.5; time 2.5 h	Copper, turbidity	Zhang et al. (2015)
Effluents containing palladium	Sulphur-chitosan; pH 2–5.5, dose 0.8 g/L	Pd, metals	Xie et al. (2018)
Solutions containing Cr(VI)	Copolymer with starch	Cr(VI)	You et al. (2016)
Effluents containing dyes and metals	Carboxylate-rich magnetic chitosan	Dyes, metals	Liu et al. (2018)

(continued)

Table 9.3 (continued)

Potential application	Chitosan/Flocculation condition(s)	Pollution/Pollutant(s)	Reference
Effluents containing plastics	Powder (DD: 60%) dissolved in HCl solution (0.1 g/L)	Polystyrene	Ramirez et al. (2016)
Solutions containing antibiotics	Amino-acid-modified chitosan	Antibiotics, SS, organic matter	Jia et al. (2016)
Dissolved air flotation process for river water treatment	Powder (DD: 87.8, 76.5 and 75.9%; low and high MW) dissolved in HCl solution (1 g/L; pH 7)	Turbidity, SS, TOC, organic matter	Shi et al. (2017)

DD degree of deacetylation, *SS* suspended solids, *COD* chemical oxygen demand, *BOD* biochemical oxygen demand, *TOC* total organic carbon, *VSS* volatile suspended solids, *MW* molecular weight

Table 9.4 Main characteristics and properties of chitosan in relation to its use for flocculation-based application

Main characteristics and properties
Raw chitosan for water treatment applications: low-cost product (chitin: renewable resource obtained from byproducts)
Non-toxic, biocompatible and biodegradable substance
Ecofriendly biopolymer; ecologically acceptable product
Linear amino-polysaccharide with high nitrogen content; weak base and powerful nucleophile
Hydrophilic biopolymer with high reactivity
Reactive amino and hydroxyl groups for modification
Polyelectrolyte at acidic pH with high charge density: polycationic biopolymer
Ionic conductivity
Gelation ability; adhesivity; film-forming ability
Ability to form hydrogen bonds and other noncovalent interactions
Ability to encapsulate; entrapment properties
Chelation, ion-exchange and adsorption properties
Removal of pollutants or pollutions (color, odor) with outstanding performance
Strong adsorption to negative microalgae cells; since the products work as a function of surface charge, the required dosage increases proportionately to microalgae concentration
Formation of salts with organic and inorganic acids
Efficient against bacteria, viruses and fungi
Chitosan is less sensitive to pH changes than metal salts
Chitosan has been shown to coagulate microalgae cells very effectively and to produce larger flocs than polyaluminium chloride

References: Skjåk-Braek et al. (1989), Roberts (1992), No and Meyers (1995), Peters (1995), Goosen (1997), Kurita (1998, 2006), Ravi Kumar (2000), Domard and Domard (2001), Dutta et al. (2004), Vårum and Smidsrød (2004), Rinaudo (2006), Li et al. (2008), Crini et al. (2009a, b), de Alvarenga (2011), Sudha (2011), Nwe et al. (2011), Teng (2016), Nechita (2017)

- Chitosan has demonstrated outstanding performance, not only for the elimination of particulate pollutants, i.e. suspended solids and colloids, but also for the removal of dissolved pollutants, even at ultra-trace levels. This product is efficient towards very fine particles. The cationic amino groups on the chitosan chains facilitate their chemical interaction (attraction phenomenon, adsorption) with negatively charged colloids, such as viruses, bacteria and clay turbidity, thereby promoting their coagulation-flocculation and sedimentation, and also pollutant removal by adsorption. Chitosan produces a high-quality pretreated or treated effluent. The alkalinity is also maintained.
- Chitosan can be used over a wide range of temperatures. It is efficient in cold water and at much lower concentration than metal salts.
- The lower concentration reduces the volume of sludge production compared to sludge obtained with polyaluminium chloride. The sludge can be degraded by microorganisms.
- Compared with conventional chemical reagents, chitosan produces no secondary pollution. There are no residuals or metals added such as Al(III) and Fe(III).

9.2.5 Limitations of Using Chitosan as Bioflocculant

Table 9.5 describes the main disadvantages of chitosan used as bioflocculants. They can be summarized as follows:

- Despite a large number of studies on the use of chitosan for bioflocculation in the literature, this research field has failed to find practical applications on the

Table 9.5 Disadvantages of chitosan-based bioflocculants for water and wastewater treatments applications

Technologies are still being developed: to be confirmed at scale up levels
The cost limitations still exist: chitosan is considered cost prohibitive to purchase for use as an microalgae bioflocculant
Chitosan is not water-soluble: it requires a weak acid treatment to be dissolved; the solubility depends on the degree of deacetylation and molecular weight parameters
Variability in the chitosan characteristics and in the materials used; performances depend on type of raw chitosan, chitosan activation and chitosan-based materials
Chitosan is a very efficient flocculant but at low pH; pH-dependent behavior
The dosage used is in general high; chitosan concentration should be monitored to avoid restabilization (due to excess cationic charge if a high concentration is used)
Possible clogging of filters when the doses of chitosan are high
Chitosan requires chemical modification to improve its performance, to decrease its pH sensitivity, and to enlarge the field of its potential applications; results depend on the functional groups grafted
Bioflocculation using chitosan is not universal to all pollutant types; e.g. it was found effective for green microalgae but gave poor results for cyanobacteria

References: Crini et al. (2009a, b); Renault et al. (2009a, b, c, d); Ujang et al. (2011); Lee et al. (2014); Yang et al. (2016); Sudha et al. (2017)

industrial scale. Indeed, aside from a few pilot studies in aquaculture or in target applications, e.g. recovery of precious metals, bioflocculation using chitosan is at the stage of laboratory-scale study in water and wastewater treatments.

- It is difficult to get reproducible initial chitosan, i.e. product quality control, and there is a need for a better standardization of the production process. Chitosan is a polysaccharide composed by macromolecules of D-glucosamine and N-acetyl glucosamine. The chitosan label generally corresponds to products with less than 40% acetyl content. So, each commercial chitosan is a copolymer characterized by its average degree of acetylation or degree of deacetylation. Both parameters vary with the source of the raw materials and the preparation method.
- The degree of deacetylation and molecular weight parameters are important factors because they influence the physical and chemical properties of chitosan, particularly its solubility.
- Changes in the specifications, e.g. degree of deacetylation, molecular weight, of the chitosan may significantly change flocculation performance. The higher the quality, the greater the cost.
- A direct comparison of data obtained using different chitosans is difficult to make because of inconsistencies in the data presentation, e.g. specifications of chitosan, used experimental conditions of the effluents treated.
- Performance is dependent on the characteristics of the wastewater. In particular, uptake is strongly pH-dependent. Chitosan is a very efficient flocculant but it works at low pH. For target applications such as in the microalgae culture fields where pH is generally high, it requires chemical modification.
- Chitosan also requires chemical derivatization such as grafting reactions or modifications (composite or hybrid materials) to improve its performance, to decrease its pH sensitivity or to enlarge the field of its practical applications. The flocculation performance depends on the different types of material used. For grafted polymer materials, the performance results were found to be a function not only of the nature of the ligands but also of the degree of attachment of the polyfunctional groups. So, the properties of the materials can be varied extensively.

All these reasons can explain why it is difficult to transfer the flocculation process to industrial scale. In addition, a direct comparison of data obtained in the literature using different chitosan-based materials is not possible since experimental conditions are not systematically the same. Comparisons among different commercial flocculants are also scarce. Cost is also an important parameter for comparing the materials. Due to scarcity of consistent information, cost comparisons are also difficult to make.

9.2.6 Mechanism

Similar to classical flocculation, bioflocculation by chitosan involves combining insoluble particles and dissolved organic matter into larger aggregates which can

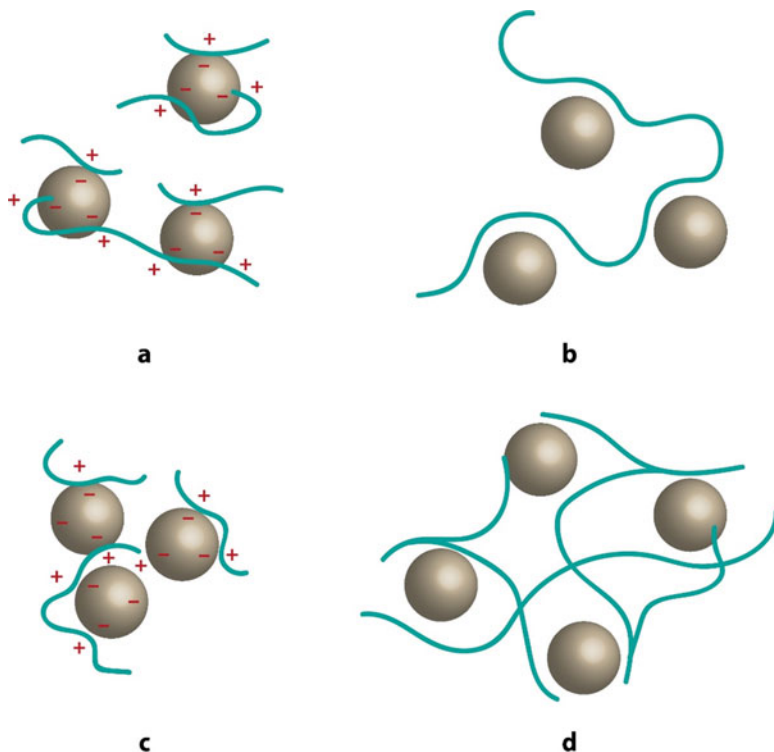


Fig. 9.4 Bioflocculation mechanism; (a) charge neutralization, (b) bridging, (c) electrostatic patch and (d) sweeping

be removed in subsequent sedimentation and filtration stages. Chitosan chains first destabilize suspended and colloidal particles in wastewater by forming micro-flocs in the coagulation step. These are then aggregated in the flocculation step, which consists of an agitation procedure that encourages particles to clump allowing their removal in subsequent treatment stages. The mechanism is well-known (Fig. 9.4), mainly driven by charge neutralization and bridging mechanisms. Other mechanisms such as electrostatic patch and sweeping mechanisms adsorption, entrapment, and complexation, chelation, and precipitation processes may also contribute to bioflocculation.

Charge neutralization refers to the interaction of two particles with opposite charged ions, whereas sweep flocculation entails the enmeshment of particles in a growing precipitate. Polymer chains agglomerate particles by inter-particle bridging. This phenomenon involves the adsorption of particles onto polymer chains by forming particle-polymer-particle complexes. The loops and tails of adsorbed polymer chains can protrude and attach to other particles in the medium, allowing bridging of particles to occur. This accounts for the fact that chitosan has the ability

to enhance dissolved pollutant removal such as metal ions. Electrostatic patch is caused by polymer chains of high charge density interacting with oppositely charged colloidal particles of low charge density. The net residual charge of the polymer patch on one colloidal particle surface can adsorb onto the oppositely charged colloidal particle. Chitosan forms a bulky precipitate that enmeshes the colloidal particles (sweeping mechanism). These particles are then settled out or they flocculate together with the precipitate.

9.2.7 Control of Bioflocculation Performance of Chitosan

The main factors that affect coagulation are the characteristics of the solid materials, e.g. particle size and surface charge, the polyelectrolyte, e.g. charge density, molecular weight and hydrophobicity, the water chemistry, in particular pH and ionic strength, and the coagulation regime, e.g. concentration and agitation. Factors affecting flocculation are primarily polymer type, e.g. molecular weight, degree of deacetylation and charge density, ionic strength, water pH, slurry solids, flocculant dilution, shear, and process conditions such as flocculation behavior, e.g. sedimentation velocity, packing density of the sludge and particle size distribution (Stechemesser and Dobiáš 2005; Abebe et al. 2016).

Bioflocculation is a time-dependent process that directly affects clarification efficiency by providing multiple opportunities for particles suspended in aqueous solutions to collide through gentle and prolonged agitation. Similar to flocculation that uses conventional polymers, the process is complex that involves several steps or sub-processes that occur sequentially or concurrently, where its behavior is critically dependent on the physicochemical characteristics of the reagents used. During the process, the mixing of particles and polymers in solution, adsorption of the polymer on the surface of particles, re-conformation of adsorbed polymer chains on the surface, aggregate formation, breakage of flocs by shear, restructuring of flocs, re-flocculation of broken flocs, desorption of polymer under high shear and sedimentation or creaming of flocs take place simultaneously. Agitation should be thorough enough to encourage inter-particle contact but gentle enough to prevent disintegration of existing flocculated particles or flocs. Flocs grow by colliding with other particles, and sticking together. Time is an important factor for the formation of flocs. The longer the time, the larger the floc. Solution pH is another important variable in flocculation because it affects the electrochemical nature of both the components. A comprehensive discussion on these topics can be found in the book by Stechemesser and Dobiáš (2005).

9.3 Chitosan for Direct Bioflocculation: Potential Applications

9.3.1 Palm Oil Mill Effluent

The main problem with palm oil producing countries are commonly associated with the production of palm oil mill effluent. In Malaysia alone, it is estimated that approximately, 50–75 million tons of palm oil mill effluent were produced annually (Ding et al. 2016). The effluent is a thick brownish colloidal mixture of different element including water, oil and suspended particles (Bala et al. 2015). Freshly generated palm oil mill effluent is usually discharged at temperature between 80 and 90 °C and is acidic in nature, having an average pH value of about 4.5. The dark liquid typically contains substantial amount of suspended solids, oil and grease and have high concentrations of biochemical oxygen demand as well as chemical oxygen demand. Table 9.6 presents typical characteristics of raw and treated palm oil mill effluent.

Illegal discharge of raw or partially treated palm oil mill effluent into nearby water bodies or land is common and still being practiced, as this is the easiest and cheapest option for disposal (Tadza et al. 2015). However, due to strict regulatory discharge limits and increasing environmental awareness, palm oil mill effluent is now treated prior to being discharged into the environment. Currently, integrated biological with physicochemical methods are commonly used for the treatment of raw effluent. Since the effluent is largely biodegradable, biological treatment appears to be the most viable treatment method. In this case, open aerobic or anaerobic ponding systems are opted over the years. Ironically, the final discharged effluents

Table 9.6 Typical characteristics of raw and treated palm oil mill effluent and discharge limits

Parameters	Unit	Raw effluent	Treated effluent	Discharge limits
pH		4.2	8.4	5.0–9.0
Temperature	°C	85–90	25–30	45
COD	mg/L	50,000	4500	–
BOD	mg/L	35,000	450	100
Oil, grease	mg/L	6000	–	50
TS	mg/L	40,000	–	1500
TSS	mg/L	18,000	130	400
NH ₄ -N	mg/L	180	20	100
PO ₄ ³⁻	mg/L	210	–	–
Turbidity	NTU	430	100	–
Color	(PtCo)	32,000	250	–

References: Wu et al. (2010), Chan et al. (2011), MPOB (2012), Bello et al. (2013), Bala et al. (2015), Tadza et al. (2015, 2016), Saeed et al. (2016)

COD chemical oxygen demand, *BOD* biochemical oxygen demand, *TSS* total suspended solids

from these conventional ponding systems often failed to conform to regulatory discharge limits (Rushdy et al. 2014; Bello and Raman 2017). Furthermore, removal of compound, i.e. lignin-tannin, that is responsible for the dark coloration of palm oil mill effluent, is recalcitrant to biological treatment and should be further treated using different secondary treatment or polishing methods.

To date, the use of chitosan in the treatment of palm oil mill effluent appears to be very limited. Chitosan and its derivatives have been tested to be effective coagulation agents in treating raw and treated palm oil mill effluents. For instance, Ahmad et al. (2005a, b) noted that powdered and flake chitosan is effective in removal of solids (> 90%) and residual oil (> 95%) from palm oil mill effluent. The results showed that chitosan performed better compared to other natural absorbents such as bentonite, zeolite and activated carbon. The performance of chitosan was better than that of alum and polyaluminum chloride. The removal of residual oil and reduction in the total solid concentrations in palm oil mill effluent is pH dependent. The removal efficiency is reduced with increasing pH values. Palm oil mill effluent strong acidic conditions enhances the coagulation of the oil residue in the effluent. Under acidic conditions, chitosan provokes a physico-chemical effect, serves as a demulsifying agent and enhances the adsorption of oil and grease (Ahmad et al. 2005a). It is believed that the availability of proton increased to protonate amine groups of chitosan molecules. On the other hand, adsorptive removal of heavy metals using chitosan alone has not been very successful.

Apart from powdered and flakes of chitosan, the derivatives of chitosan were also used to treat palm oil mill effluents. This involves dissolving powdered chitosan with an acidic solution (Ahmad et al. 2006; Torres et al. 2018). In some cases, chitosan is mixed with other oxidative chemicals such as ferric chloride, ferrous sulfate and hydrogen peroxide (Parthasarathy et al. 2016; Tadza et al. 2016). These studies showed improved solids removal and significant increase in the removal efficiency of chemical oxygen demand compared to using powdered chitosan alone. Based on these studies, chitosan coagulation coupled with hydrogen peroxide proves to be a better alternative for the post-treatment of anaerobically digested palm oil mill effluent due to its improved treatment efficiency, environmental safety and availability. Although no explanation was made on the possible reasons for this observation, it is anticipated that the neutral pH considered or the possible interaction between iron and chitosan which might lead to the reduction of active sites of the iron (Bello and Raman 2017).

Although chitosan has shown remarkable performance in treating palm oil mill effluents, the palm oil mills have been complaisant with the ponding system due to its simplicity and cost effectiveness. Consequently, almost all studies mentioned were conducted under small scale laboratory conditions. Feasibility studies are yet to be put to large scale applications. Despite chitosan reported potentials, a lot of effort is required in upscaling these technologies to the industrial level. Another challenge would be dealing with sludge generated as by-product of coagulation process using chitosan. Tadza et al. (2016) showed that the sludge displayed good fertility characteristics and may be considered as fertilizer or soil conditioners in the future.

9.3.2 Effluents from the Sugar Industry

Pambi and Musonge (2015) studied the efficiency of chitosan as a coagulant in the treatment of the effluents from the sugar industry to remove both suspended solids, color and chemical oxygen demand. The sugar refinery consumes large amounts of water daily and approximately 47% of this water is discharged as wastewater. The treatment of effluents by chitosan was investigated under varying chitosan dosage with a study of the effect of pH on impurity removal performance. It was found that an increase in the chitosan dosage increased the impurity removal efficiency for the response variables investigated. However, beyond the optimum coagulant concentration, no further improvement was observed. The optimum chitosan loading was found to be 138 mg/L. The impurity content in the effluent was found to influence the amount of chitosan loading required. High removal efficiencies were achieved under acidic conditions, due to the cationic nature of chitosan. However, the removal of chemical oxygen demand was very low due to the fact that most of the matter present in the effluent was related to dissolved organics. The performance of the chitosan was found to be pH-dependent. Using sodium hydroxide to adjust the pH to higher values strongly affected the performance of the chitosan in a negative way, due to its possible gelation at such alkaline conditions. Overdosing the coagulant destabilized the neutralized flocs and impeded their settling. The mechanism was explained in further detail as follows: firstly the cationic charge of the protonated macromolecule destabilized and neutralized the anionic charges of the impurities; secondly, there was bridging of the macromolecules with the particles leading to flocs formation; and finally electrostatic patch occurs, as described above. Chitosan serves a dual role, both as a coagulant and flocculant by virtue of its charge density and relatively high molecular weight. The authors concluded that chitosan as low-cost biodegradable material was an ideal candidate to substitute conventional synthetic materials.

9.3.3 Agricultural Wastewater

Chitosan can be an alternative for the treatment of effluents containing residual fertilizers and pesticides such as herbicides that trigger the pollution of diverse segments of the environment, including rivers used for drinking water production. Specially, for pesticides that persist for many years, where it is necessary for the removal of these chemicals from contaminated water bodies. As an example, organochlorines pesticides are highly hazardous and have reluctant chemical structures to exhibit degradation. In this field, there is still a demand for efficient methods to be developed and applied at an industrial scale, as recently pointed out by Rani et al. (2017).

Rahmanifar and Moradi-Dehaghi (2014) carried out interaction tests among chitosan and permethrin, an organochlorine pesticide. Batch trials were performed

at pH 7, under shaking at 150 rpm for time of 45 min, with prescribed amount of chitosan within the range from 0.01 to 1.5 g added to 25 mL of a prepared permethrin solution (0.1 ppm). The adsorption efficiency increased with the higher adsorbent concentration up to 0.5 g. Thereafter, the adsorbent dose did not play an important role, and nearly 50% removal was reached for dosages between 0.5 and 1.5 g. The entrapment of the model pesticide was markedly improved (near to 98%) when a nanocomposite form of chitosan-AgO was the adsorbent.

In another contribution (Shankar et al. 2018), the removal of pentachlorophenol, a common pesticide, from aqueous solutions was assessed by comparing chitosan versus modified chitosan: [chitosan-(2-hydroxy-1-naphthaldehyde)]. The effect of contact time on pesticide adsorption was studied, based on experiments in batch mode, under stirring, where 0.2 g of adsorbent were added to 200 mL of a synthetic solution containing pesticide (150 mg/L). Data showed fast initial removal, which was related to the availability of vacant sites for adsorbent-pesticide interactions. From 60 min, the maximum adsorption capacity was practically reached for both of the biosorbents. The adsorption capacity exhibited by chitosan (24.4 mg/g) at neutral pH was enhanced by 94% using the modified form. The adsorption capacity decreased with rising the pH from 3.0 to 8.0 (higher contaminant solubility; $pK_a = 4.7$), as well as for higher temperatures in the range of 293–313 K for the unmodified and modified forms of chitosan.

In the case of other chemical families, model wastewaters containing the commercial pyrethroid and dithiocarbamate pesticides were selected to be treated for removal by employing chitosan (Ghimici et al. 2016). These tests led to a similar maximum removal efficiency (nearly 90%), irrespective of the pesticide type. Chitosan showed good flocculation at low doses from 1 to 3.4 mg/L for α -cypermethrin, deltamethrin and mancozeb as active ingredients, and the analysis of zeta potential measurements suggested that the flocculation of particles took place mainly via the charge neutralization mechanism. Naturally, the behavior of the treatment process can be significantly different when synthetic samples are compared with samples taken from agricultural effluents, because of the wide variety of pollutants deposited in raw water.

Nevertheless, Ruelas-Leyva et al. (2017) proved the high efficiency of chitosan in turbidity removal using samples of raw agricultural wastewater with 36 NTU and pH conditions close to 7.5. Experiments involved the direct bioflocculation process starting with stirring at 100 rpm for 5 min, afterward 60 rpm for 30 min, and then 30 min of undisturbed settling; the pH of samples was not manipulated. From the results, it was found that an increase in the chitosan dosage resulted in higher turbidity reduction, and after a given dosage (10 mg/L) the remaining turbidity was constant (<5 NTU). In this study, the removal mechanism was sweep flocculation. Additional experiments regarding detection and removal of particular chemical substances were not described. According to our literature review, it is required more comprehensive experiments using chitosan for the remediation of raw agricultural wastewater, where the efficiency of the simultaneous removal of residual fertilizers, pesticides such as fungicides and herbicides, should be addressed.

9.3.4 Pretreatment of Seawater

One of the problems that encounters the desalination industry is the fouling that takes place due to the poor quality of the influent sea water received for treatment, especially when it rains. In such a situation, the sea water reaches the desalination plant having high turbidity. Altaher (2012) studied the removal of the turbidity of sea water by chitosan. The results demonstrated that chitosan dissolved in hydrochloric acid was efficient to remove turbidity from sea water in alkaline medium. The final turbidity of the sea water after treatment followed by conventional sand filtration was very low (0.433 NTU). The following conditions were used: optimum dose 18 mg/L (compared to 1200 mg/L for alum) with 250 rpm of rapid stirring for 5 min, 30 min of slow stirring at 50 rpm, followed by 30 min of settling. The turbidity removal efficiency of chitosan dissolved in HCl, chitosan dissolved in acetic acid, alum, and ferric chloride were 97.6%, 86.9%, 98%, and 90%, respectively. The turbidity removal efficiency of chitosan dissolved in hydrochloric acid was high compared to that obtained from chitosan dissolved in acetic acid. The performance of chitosan was better than that of ferrous sulfate but comparable to alum. The results were explained by charge neutralization and bridging mechanisms. The author also suggested that chitosan initially dissolved in acid media could precipitate when diluted into alkaline solutions. This precipitation process may be responsible for the removal of suspended solids due to the presence of a sweeping action. Throughout the experiments, no pH adjustment was required since chitosan performed well even in the alkaline pH of sea water. The main effect on performance depends on the molecular weight of the chitosan. Altaher (2012) concluded that chitosan might be a potential replacement for metal coagulants due to its high turbidity removal efficiency even at high pH of treated water, availability, and safe usage.

9.3.5 Amphoteric Chitosan for Phosphate Removal

The fate and transport of oxoanion species such as orthophosphate P_i in aquatic environments is a concern for human and ecosystem health due to the effects of eutrophication and excessive algae growth, as described in detail elsewhere (see Agbovi and Wilson 2017; Agbovi et al. 2017). While the use of synthetic flocculants offers an approach for the controlled removal of anion species in water and wastewater, there are concerns over the toxicity and secondary pollution effects arising from the use of potentially harmful organics such as polyacrylamide and metal species such as aluminum sulfate or alum for coagulation-flocculation processes. Based on the inspiration gained from the seminal contributions reported by Crini and coworkers, along with Renault et al. (2009a, b, c, d), Wilson' group has developed an interest in the potential use of chitosan as an alternative biopolymer versus synthetic coagulant-flocculant systems. As outlined above, chitosan has been reported to have dual function as a coagulant or flocculant system due to its

polycation character at pH conditions near or below its pK_a (ca. 6.3), along with its unique properties as a biopolymer material. Commercially available chitosan typically has degree of deacetylation values ca. 75–85% with a variable pK_a (≈ 5.5 – 6.5) that depends on its molecular weight and degree of deacetylation value (Muzzarelli 1973). Depending on the pH of the medium, chitosan may possess “amphoteric-like” properties that are advantageous for application in flocculation-coagulation processes. This is in accordance with the protolytic equilibria of chitosan and the key role of acid additives, inorganic or organic, to aid in its dissolution in aqueous media. The unique polycation nature of chitosan has led to its utility as a versatile flocculant-coagulant for destabilization of colloidal dispersions, especially those with negative ionic charge or negative zeta-potential since a key step in the overall coagulation-flocculation process involves charge neutralization, as outline above.

From the viewpoint of water treatment processes, anion removal in water and wastewater treatment is a key challenge that differs uniquely from the removal of cation species, as described in detail elsewhere (Wilson et al. 2013; Steed and Atwood 2009). While the efficacy of soluble chitosan as a complexing agent for anions is well established as for flocculation-coagulation processes, the conditions are often restricted to acidic pH values. The addition of acid species to help dissolution of chitosan can be overcome via synthetic modification of chitosan amphoteric derivatives by functionalization of the $-OH$ or $-NHR$ ($R = H$ or acetyl) groups of chitosan, according to its degree of deacetylation. One approach is to functionalize chitosan with anionic groups, such as $-R'CO_2H$, $-R'PO_3H_2$, $-R'SO_3H$, etc. where $R' =$ alkyl or aromatic linker of variable size, at the $-NHR$ or $-OH$ sites (Yang et al. 2016). To achieve permanent cationic character that is pH independent, chitosan can be functionalized with quaternary ammonium groups, such as $-NR_3^+$ where $R =$ alkyl, at the $-OH$ or $-NHR$ sites (*cf.* Tables 3.3 and 3.5 in Yang et al. 2016). A second strategy is to use mixtures of cationic and/or anionic flocculants along with/without an additive metal salt coagulant. Such types of mixtures impart “amphoteric” properties *via* blending of components in binary and ternary mixtures, as reported by (Agbovi and Wilson 2017; Agbovi et al. 2017). Table 9.7 lists some selected examples that can be drawn from studies of biopolymer flocculants such as alginate, polydiallyldimethyl-ammonium chloride, chitosan and its modified forms for the removal of orthophosphate P_i species from synthetic and real wastewater. Additional examples of chitosan-based amphoteric flocculants are described elsewhere (Muzzarelli 1988; Meera and Emilia 2006; Prado and Matulewicz 2014; Quinlan et al. 2015; Besse et al. 2016; Kadokawa 2018).

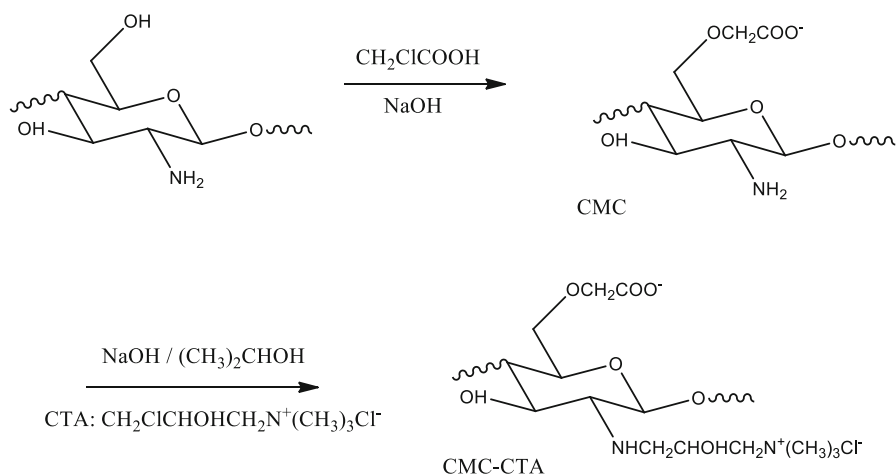
According to Table 9.7, the efficacy of biopolymer flocculant-coagulant systems for the removal of orthophosphate P_i is compared for the results reported by Wilson’s group (Agbovi et al. 2017; Agbovi and Wilson 2017) and others. While variable removal efficiency of orthophosphate P_i was achieved, where it is noted that the sole use of metal species, e.g. Al^{3+} or Fe^{3+} , or biopolymer flocculants, such as alginate or chitosan, show differences according to the relative dosage and pH conditions. The combined use of metal ion species and its resulting influence on the adsorption properties of chitosan has been described in a recent report by Rashid et al. (2018) in a study of the adsorption properties of chitosan with

Table 9.7 Selected studies of phosphate removal efficiency in water and wastewater for different types of coagulant-flocculant systems

Water source	Flocculant system	Optimum dosage (mg/L)	Optimum pH	Efficiency (%)	References
SW	Alginate	25	5.7–7.0	38	Agbovi and Wilson (2017)
SW	Alum/alginate	30/59	5.7–7.0	80	Agbovi and Wilson (2017)
SW	Fe(III)-alginate	10	4.7	99.7	Agbovi and Wilson (2017)
SW	Ferric chloride	80	7.2	82	Yang et al. (2010)
RW	Chitosan and alginate	10, 20	N/A	80	Latifian et al. (2014)
SW	Chitosan	N/A	7.5–7.9	60	Fierro et al. (2008)
SW	Chitosan	N/A	4	30	Filipkowska et al. (2014)
SW	PDDMAC	0.5	8	59	Chen and Luan (2010)
MW	Chitosan	60	9.5	89	Dunets and Zheng (2015)
SEW	Alum	10	5.7–5.9	92	Banu et al. (2007)
SW	CMC-Fe(III)	5	4	67.4	Agbovi and Wilson (2018)
SW	Chitosan-Fe(III)	10	4	90.6	Agbovi and Wilson (2018)
SW	CMC-CTA/Fe(III)	10	4	93.4	Agbovi and Wilson (2018)

SW synthetic wastewater, MW municipal wastewater, RW real wastewater, SEF secondary effluent wastewater, PDDMAC polydiallyldimethyl-ammonium chloride

Reactive Black 5 and other dyes. In the case of polydiallyldimethyl-ammonium chloride, a relatively low flocculant dosage (0.5 mg/L) was used, where relatively high orthophosphate P_i is noted. The effective removal for polydiallyldimethyl-ammonium chloride is understood on the basis of high binding affinity between polyelectrolytes of opposite ionic charge. The dianion form of orthophosphate P_i exists at this alkaline pH condition, according to the known $pK_{a,1} = 2.17$, $pK_{a,2} = 7.31$ and $pK_{a,3} = 12.36$ (Wilson and Tewari 2018). In contrast, the flocculation of other systems in Table 9.7 reported by Agbovi and Wilson were carried out at pH 4–5, where the monoanion P_i species prevails (Agbovi et al. 2017; Agbovi and Wilson 2017, 2018). The combined use of metal salt and biopolymer flocculant reveal enhanced removal of orthophosphate P_i , as evidenced by the lower flocculant dosage when used along with metal salts (Table 9.7). The foregoing is consistent with a removal process that follows an electrostatic charge neutralization and an ion-binding adsorption mechanism (*cf.* Table 2.1; Yang et al. 2016).



Scheme 9.1 Synthetic route of carboxymethyl-chitosan (CMC) and 3-chloro-2-hydroxypropyl trimethylammonium chloride grafted onto CMC (CTA-CMC). (Adapted from Agbovi and Wilson 2018)

The last few entries of Table 9.7 compare the orthophosphate P_i removal for carboxymethyl-chitosan, chitosan, and 3-chloro-2-hydroxypropyl trimethylammonium chloride grafted in the absence of added kaolinite (turbidity). The design and chemical structure of these amphoteric biopolymer flocculants is shown in Scheme 9.1.

The removal efficiency for the biopolymer-Fe(III) systems are listed in descending order: 3-chloro-2-hydroxypropyl trimethylammonium chloride grafted onto carboxymethyl-chitosan > chitosan > carboxymethyl-chitosan, in accordance with the trends in the relative zeta-potential of the biopolymers. In the presence of turbidity (400 mg/L kaolinite) and initial orthophosphate P_i (25 mg/L), 3-chloro-2-hydroxypropyl trimethylammonium chloride grafted onto carboxymethyl-chitosan showed greater orthophosphate P_i removal versus chitosan and carboxymethyl-chitosan at all pH conditions, where optimal turbidity removal (99.2%) and orthophosphate P_i removal (97.8%) was demonstrated at pH 4, according to the experimental results shown in Fig. 9.5.

Based on these selected examples of coagulant-flocculant systems, it can be concluded that enhanced removal of orthophosphate can be achieved through synthetic modification of chitosan, especially in conjunction with Fe(III) coagulants at industrially relevant wastewater conditions. The performance of amphoteric chitosan flocculants can be tuned for optimal performance at variable pH conditions in response to the type of waterborne contaminant species. Thus, the overview provided herein and elsewhere (Bhalkaran and Wilson 2016) reveals the utility of such biopolymer-flocculants for wider applications aimed at oxoanion removal in water and wastewater treatment.

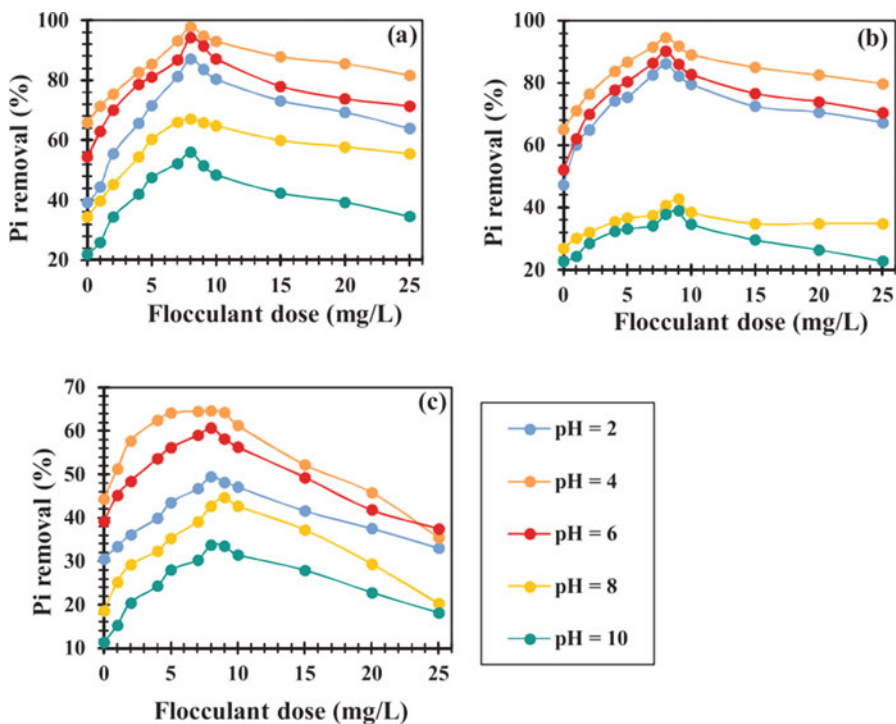


Fig. 9.5 Effect of pH on the removal of orthophosphate Pi at variable flocculant dosage; (a) 3-chloro-2-hydroxypropyl trimethylammonium chloride grafted onto carboxymethyl-chitosan (b) chitosan and (c) carboxymethyl-chitosan, where the initial concentration of P_i is 25 mg/L. (Reproduced with permission; Agbovi and Wilson 2018)

9.3.6 Treatment of Cyanobacteria-Laden Source Water

The proliferation of harmful cyanobacteria in river, lake and reservoir is considered as a serious environmental issue since its ability to produce toxins as well as taste and odor compounds which adversely affect aquatic ecosystems and humans (Schindler et al. 2012). Cyanobacteria will threaten the safety of drinking water when such forms of contaminated water is used for drinking water purposes. Microcystins produced by *Microcystis aeruginosa*, which is the most notorious species in eutrophic surface waters, are hepatotoxins which pose a health threat on humans. Other algal organic matters could also compromise the safety of drinking water since they are precursors leading to the development of disinfection by-products during chlorination. Generally, most algal organic matters including microcystins are contained within healthy cyanobacteria cells except *Cylindrospermopsis raciborskii*, which contains around 50% or less toxin in cells (Newcombe 2009). Its removal in

dissolved form is more difficult than those in the cells of cyanobacteria. Therefore, an efficient method to remove cyanobacteria cells without damaging the membrane is significant to drinking water treatment.

Coagulation using conventional coagulants is considered as the most important process for algal removal in conventional drinking water treatment due to short detention time and low capital cost. Even though the traditional coagulants, such as polymeric aluminium and ferric chloride, could remove cyanobacteria cells without causing cell lysis (Xu et al. 2016), excess Al and Fe will affect the water quality when plenty of traditional coagulant is used to remove cyanobacteria. Furthermore, the traditional coagulant is ineffective at the removal of extracellular microcystins. Recently, increasing demand for environmental-friendly technologies has led to the search for natural, available and efficient materials to be used as coagulants. Chitosan, as a non-toxic and biodegradable coagulant/flocculant, has been extensively applied in water treatment and may be a suitable flocculant for cyanobacteria cells removal in drinking water treatment plants.

For instance, Pei et al. (2014) studied the effects of chitosan on treatment of cyanobacteria-laden source water, where the results showed that chitosan can remove *Microcystis aeruginosa* cell efficiently without damage the cells. Meanwhile, chitosan can absorb an amount of extracellular microcystins due to the presence of amino and hydroxyl groups in chitosan which give it powerful adsorptive capacity. The impacts of chitosan dosage and flocculation stirring were systematically investigated on *Microcystis aeruginosa* and microcystins removal. Under optimized conditions, i.e. chitosan concentration: 7.31 mg/L, rapid mix speed: 227 rpm, rapid mix time: 2 min, slow mix speed: 19 rpm, and slow mix time: 12 min, 99% of *Microcystis aeruginosa* cells and 46.5% microcystins were removed.

Despite there are many desired properties of the chitosan as a coagulant and its relatively low cost, the cost of chitosan is still high compared with the traditional inorganic coagulants used as coagulants in drinking water treatment plants. To address issues of cost, research efforts were directed at finding ways to reduce the dosage of chitosan. Pan et al. (2006) prepared a composite coagulant containing chitosan-modified local soils (chitosan: soil = 1:10; weight), where it was found that a loading of 0.025 g/L chitosan-modified local soils removed 99% *Microcystis aeruginosa* cells (cell intensity: 4.86×10^9 cells/L) within 16 h for a field enclosure of Taihu Lake. Pei et al. (2016) used a novel hydrogen-terminated porous Si wafer to enhance *Microcystis aeruginosa* removal by chitosan at a low dosage. It was found that moderate pre-oxidation by this wafer not only could avoid the damage of *Microcystis aeruginosa* cell but also can decrease the level of dissolved organic matter, hence, this led to a method for reducing the dosage of chitosan during coagulation.

Another solution to reduce the dosage of chitosan during coagulation is to prepare a coagulant combining the advantages of bioflocculant with inorganic coagulant in water treatment. Ma et al. (2016a, b) studied the effect of a composite coagulant chitosan-aluminum chloride on removal of *Microcystis aeruginosa* cells in cyanobacteria-laden drinking water for treatment. Results showed that the composite

coagulant can remove algal cells effectively for stronger entrapment and bridging ability, where negligible cell lysis was observed during the coagulation process. The optimal coagulation performance was obtained when the composite coagulant was set as 2.6 mg/L chitosan plus 7.5 mg/L aluminum chloride, under which 97.8% of intact cells, 53.1% of extracellular microcystins and almost all extracellular organic matters were simultaneously removed.

Even though the dosage of chitosan was reduced during coagulation as above, its water insolubility (chitosan is soluble in weak acid solution) restricts its application in drinking water treatment processes. Recently, some water-soluble chitosan derivatives have been synthesized. Jin et al. (2017), for example, studied the chitosan quaternary ammonium salt, a water-soluble chitosan derivative, on removal of *Microcystis aeruginosa* cells during coagulation. It was found that *Microcystis aeruginosa* cells can be removed efficiently without damage under optimum coagulation conditions: coagulant dosage 1.5 mg/L, rapid mixing for 0.5 min at 5.04 g and slow mixing for 30 min at 0.20 g.

Overall, as shown in Table 9.8, because chitosan and chitosan derivatives are non-toxic and biodegradable, they may be the promising coagulant for treatment of the cyanobacteria-laden source water. However, it is worth to note that their use on cyanobacteria removal is still at the laboratory research phase. The field pilot study on cyanobacteria removal by chitosan or chitosan derivatives should be done to obtain relevant operating parameters in the drinking water treatment plant. It will be helpful in this application to treat the cyanobacteria-containing source water in the drinking water

Table 9.8 Comparison between chitosan and chitosan derivatives on *Microcystis aeruginosa* cell removal

Coagulant	Dose (mg/L)	Cell density (cells/mL)	Advantage(s)	Problem(s)	References
Chitosan	7.31	2×10^6	Degradability	Water insolubility	Pei et al. (2014)
Chitosan-modified local soils (chitosan: soil = 1:10; weight)	25 (chitosan dose: 2.27)	4.86×10^6	Degradability; low dosage of chitosan	Water insolubility of chitosan	Pan et al. (2006)
H-PSi wafer preoxide plus chitosan	0.75	2×10^6	Degradability; low dosage of chitosan	High cost of H-PSi wafer; water insolubility of chitosan	Pei et al. (2016)
CTSAC (chitosan: aluminum chloride =1:3; weight)	10.1 (chitosan dose:2.6)	2×10^6	Degradability; low dosage of chitosan	Water insolubility of chitosan	Ma et al. (2016a, b)
HTCC	1.5	1×10^6	Degradability; water solubility	High cost	Jin et al. (2017)

H-PSi hydrogen-terminated porous Si, CTSAC chitosan-aluminum chloride, HTCC chitosan quaternary ammonium salt

treatment plant. In addition, cheaper and better performance chitosan derivatives should be developed in the future. This also contributes to the wide range of applications of chitosan derivatives in drinking water treatment plant.

9.3.7 Sludge Dewatering

One of the major environmental problems facing wastewater treatment is the high volume of sludge produced by sewage treatment. Sludge treatment or dewatering, disposal and management are major challenges in the water industries, in particular to reduce the costs of final disposal including transportation. Typically, dewatering is focused on reducing the weight and volume of the sludge. For this, the primary means of volume reduction (before sludge waste) is water removal. Depending on the operation and process used, sludge can be very dilute suspension which generally contain a heterogeneous mixture of 50–80% of pollution in form of a high-organic load, colloids, pathogenic germs, mineral particles, captions and metals (Zhai et al. 2012). That is why, if they are inadequately managed, they can pose a serious environmental consequence. Hence, the main target of sludge treatment is (i) to dewatering as high a solids level as possible (in the most economical manner), (ii) to eliminate smell by reducing the quantity of the organic solids, and (iii) to reduce number of disease-causing microorganisms present in the solids. All these treatments are important for both economical and environmental reasons.

Sludge dewatering separates sludge into liquid and solid components for waste minimization. This requires an efficient conditioning step and there are various technologies involving biological, chemical and/or physical treatments. It is important to point out that, after treatment, both the liquid and solid components may contain contaminants. Indeed, the dewatering step is not intended to treat the liquid of sludge. Generally, chemical methods are used to enhance sludge filtration and final dewatering efficiency. They consists in the addition of chemicals, e.g. acids, alkalis, surfactants, coagulants and/or flocculants, to the sludge to change its nature and to improve dewatering performance. Coagulation/flocculation is one of the most commonly used sludge conditioning approaches when cost and efficiency are considered (Wei et al. 2018). In this treatment, colloidal particles present in the sludge form large flocs and compacted cakes for the improvement of sedimentation and dewatering performance by increasing the sludge dewatering rates and solid content (Qi et al. 2011; Suopajärvi et al. 2003; Wei et al. 2018). The additives used can be classified into two main groups: mineral additives such as metal salts and organic polymer (synthetic products or natural polymers). The synthetic ones may be cationic, anionic or non-ionic. In most cases, they are derived from oil-based and non-renewable raw materials (Suopajärvi et al. 2003). Some of these products often lead to secondary pollution and new environmental problems (Renault et al. 2009a). So, the sludge formed has a limited potential for recycling due to its non-biodegradability (Zahrim et al. 2011). Natural

polymers, such as starches, celluloses and chitosan, and microbial materials, such as bacteria, fungi and yeast, can reduce such environmental problems, reuse sludge as fertilizer with environment respect and encourage sludge proper handling and disposal (Bolto and Gregory 2007).

Depending on the nature of the solids to be treated, chemical conditioning can reduce the 90–99% incoming moisture content to 65–85% (Yu et al. 2008). Moisture content in sludge directly corresponds to the dewatering extent. Other parameters can be also used such as the capillary suction time (in s) and specific resistance in filtration (in m/kg) (Christensen et al. 1985; Ripperger et al. 2012). These parameters are popular in evaluating sludge dewaterability. In a capillary suction time test, a filtration force generated by the capillary action of an absorbent filter paper is applied to the sample. The lower the capillary suction time the higher the dewatering rate, i.e. the better sludge filtration properties. This test is simple, rapid and inexpensive because it does not require an external source of pressure or suction. The specific resistance in filtration test requires the application to be in a vacuum. It is important to note that the capillary suction time and specific resistance in filtration parameters are empirical and lacking in accuracy. However, they rapidly provide an indication of a sample filtration capability which is usually sufficient for operational controls.

Figures 9.6, 9.7, 9.8 and 9.9 show a typical example of obtained results. The raw sludge originates from a municipal waste water treatment plant (Beni-Messous, 15 km west of Algiers, Algeria). Its characteristics are described in Table 9.9. The following conditions were used: sludge conditioning was carried out by flocculation using a conventional Jar Test with six ramps; samples of 100 mL in a 500 mL beaker were mixed with solutions containing different amounts of conditioners calculated on the basis of chemical mass per unit mass of dry solids contents of the sludge

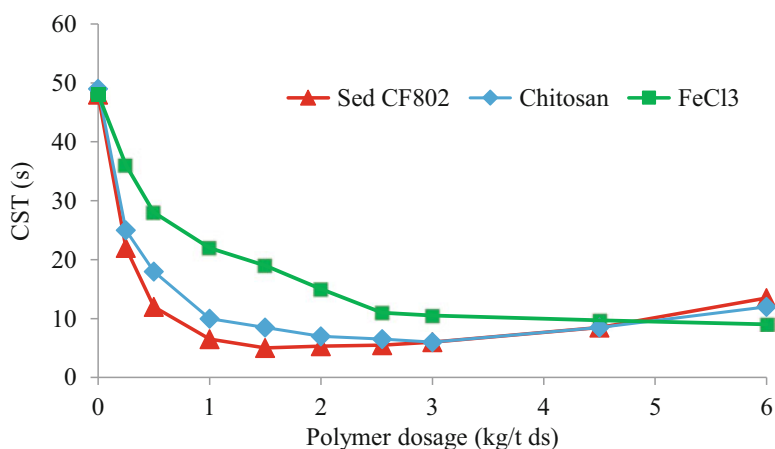


Fig. 9.6 Capillary suction time (CST) versus flocculant dosage. Flocculants: commercial cationic polymer Sedipur CF802 abbreviated Sed CF802, chitosan and ferric chloride FeCl_3 ; the capillary suction time parameter was evaluated according to the Standard Method 2710G (APHA, AWWA and WEF 1995) with a portable apparatus (Triton 304B, chromatography paper Whatman n°17)

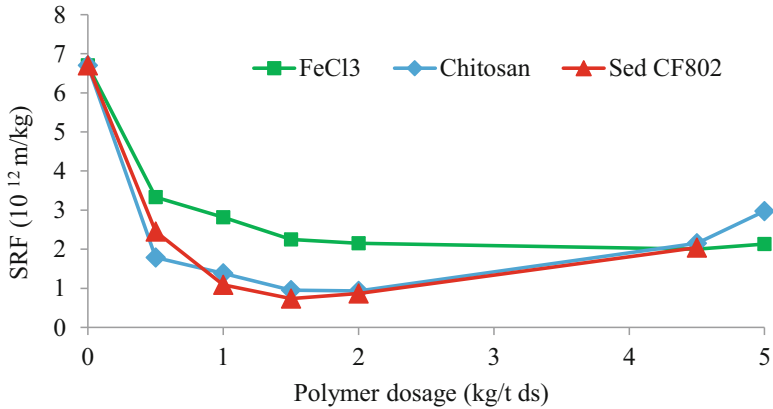


Fig. 9.7 Specific resistance to filtration (SRF) versus flocculant dosage. Flocculants: ferric chloride FeCl₃, chitosan and a commercial cationic polymer Sedipur CF802 abbreviated Sed CF802

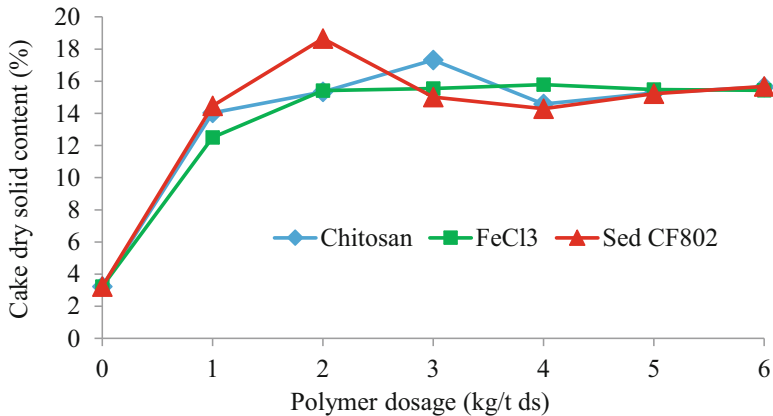


Fig. 9.8 Cake dry solid content vs. flocculant dosage. Flocculants: chitosan, ferric chloride FeCl₃ and a commercial cationic polymer Sedipur CF802 abbreviated Sed CF802

(expressed in kilogram per ton of dry solids); the jar test was operated at 140 rpm for 20 s for intense mixing of the polyelectrolyte into the sludge, and then stirring speed was reduced to 28 rpm for 2 min to promote floc growth. Dewatering sludge was processed using laboratory-scale pressure filtration cell standardized (APHA, AWWA and WEF 1995). After flocculation, conditioned sludge is immediately transferred into the filtration cell. An appropriate pressure (10 kg/cm²) was applied. During the introduction of the piston, a certain amount of filtrate can flow under the effect of gravity without pressing. The filtration time was set to 1 hour. Collected filtrates were measured as function of time. Dry solids content (ds in %) of the recuperated cake and filtrate turbidity were determined according to procedures

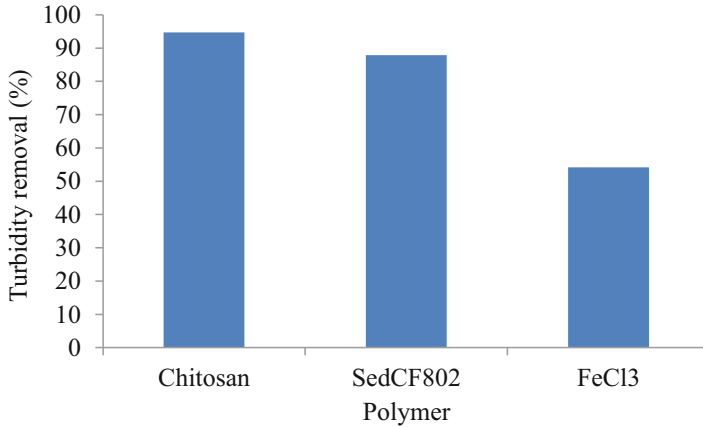


Fig. 9.9 Turbidity removal versus flocculant dosage. Flocculants: chitosan ferric, a commercial cationic polymer Sedipur CF802 abbreviated Sed CF802 and chloride FeCl₃

Table 9.9 Characteristics of raw sludge before conditioning

Parameter	Unit	Value
pH		8.3
Total suspended solids	g/L	3.3
Volatile suspended solids	g/L	17
Dry solid content	%	3.22
Capillary suction time	s	48
Specific resistance to filtration	10 ¹² m/kg	6.78
Temperature	°C	25

given in Standard Methods (APHA, AWWA and WEF 1995). Chitosan efficiency was compared to synthetic cationic polymer Sedipur CF802 abbreviated Sed CF802, and ferric chloride FeCl₃.

The capillary suction time is an empirical measure of the resistance offered by the sludge to the withdrawal of water. In Fig. 9.6, the results show that the capillary suction time value has been reduced from 48 s obtained in the raw sludge case to 5 s and 6 s with optimal dosage, in the range of 2–3 and 1.5–3 kg/t ds of Sed CF802 and chitosan, respectively. Beyond the optimal dosage, the capillary suction time value increases again. Otherwise, with sludge conditioned with 6 kg/t ds as optimal dose of FeCl₃, capillary suction time value was around 9 s. Indeed, the two cationic polyelectrolytes showed a good dewaterability. The low capillary suction time obtained using cationic polyelectrolytes is due to smaller flocs and sludge containing less bound water. The sludges are therefore dewatered faster than those obtained with FeCl₃. However, further increase in polyelectrolyte concentration increased the capillary suction time. This is associated with the overdosing phenomena caused by excess polyelectrolyte remaining in the liquid phase leading to the viscosity increase and then deteriorating the sludge dewaterability. Otherwise, saturation of

the colloidal surface with polymer is usually accompanied by a reversal of the surface charge. The optimal polymer dosage is commonly associated with partial coverage of the colloidal surface, accompanied by a minimum surface charge (Lee and Liu 2000).

Figure 9.7 depicts the evolution of specific resistance in filtration data as a function of dosage of each flocculant. Initially, the specific resistance in filtration value of unconditioned sludge was 6.78×10^{12} m/kg. The value is decreased when both cationic polyelectrolytes and FeCl_3 were added. The optimum doses for Sed CF802 and chitosan were about 1.5–2 kg/t ds for both polyelectrolytes. Beyond the optimum value, the SRF increased again. SRF values of sludge conditioned with Sed CF802 and chitosan at the respective optimum doses were 0.634×10^{12} m/kg and 0.932×10^{12} m/kg, respectively. On the other hand, 4.5 kg/t ds of FeCl_3 has reduced specific resistance in filtration to 2×10^{12} m/kg. Through these results, the objective of this study was accomplished; adding flocculating agents improved the dewaterability of sludge, i.e. reduced the specific resistance in filtration. Chitosan as well as Sed CF802 and FeCl_3 helped to increase the sludge particle size by agglomerating the small fines of the sludge colloids (causing blinding) and to form large flocs (which are easily separated from the water). This flocs agglomeration is translated by the specific resistance in filtration decrease and consequently the filterability improvement.

The evolution of the cake dryness according to the dose of each flocculant is presented in Fig. 9.8. A significant increase in dryness to 17.31% with 3 kg/t ds of chitosan has been recorded and 2 kg/t ds of Sed CF802 increased cake dryness to 18.65%. The cakes formed with application of both polyelectrolytes were uniform, with thicknesses of 0.5 cm. These results led to the conclusion that the performance of these two polymers was substantially similar, with a slight difference. Otherwise, 15.78% of cake dryness was obtained using 4 kg/t ds of FeCl_3 . Obtaining large flocs after flocculation was conducive to good settle ability and filterability. However, the filterability did not depend on the size of the flocs. It essentially depended on floc cohesion or their mechanical and bond strengths uniting the elementary particles that make up the formed cluster. The weakness of these links may result in a change in the structure of the filter cake which becomes less porous, and consequently a decrease in the rate of filtration.

Figure 9.9 depicts the filtrate turbidity after filtration tests of flocculated sludges with different polymers. It shows that both chitosan and SedCF802 with 94.68% and 87.85% respectively, a maximum filtrate cleaning (minimum nephelometric turbidity unit, NTU, values) have been achieved. By cans, 54.18% of turbidity abatement has been obtained using FeCl_3 . A better capture efficiency of some fine dispersed particles in the aqueous phase translates the lower residual turbidity of filtrate when both cationic polyelectrolytes were used. These fine, dispersed particles of sludge were flocculated to form primary flocs due to electrostatic attraction. Lee and Liu (2000) have shown that knowing that the fine particles should cause a decrease in cake porosity, flocculation of sludge particles by the cationic polyelectrolyte could prevent fine particles from clogging up the filter. This also contributes to the enhanced dewaterability of sludge.

The sludge particles are most frequently known to be positively or negatively charged. Chemical conditioners, often with opposite charges, are used to coagulate or flocculate sludge colloids by charge neutralization, leading to the establishment of interactions between charged particles. It is well known that the two main mechanisms of flocculation using organic polymers are the destabilization of the colloidal system by charge neutralization and the bridging intra-particles. Polymer can adsorb on the surface of a colloidal particle due to a chemical strength (chemical bonding) or physical force (e.g. van der Waals forces), or both. Some parts of the polymer chains can then be determined by bare paths on another particle and therefore closest to form bridges. So, destabilization of sludge is interpreted as a neutralization charge and/or particles bridging during the application of polyelectrolytes. The combined action of the mass and charge of the polymer helps to implement both phenomena bridging and charge neutralization (Gregory and Barany 2011). The bridge allows the polymer to set a large number of particles and to include them in large flocks. Since chitosan is a cationic polyelectrolyte, in our case, the clotting mechanism is essentially borne by a double effect: charge neutralization and bridging flocs. Chitosan is adsorbed on the surface of the colloidal particles by attractive electrostatic interactions between the negative charges of the surface of the colloidal particles and the amine groups of the chitosan (Renault et al. 2009a, b). These also promote adsorption (Gregory and Barany 2011) and this explain the fact that the adsorbed amount of chitosan increases with the increase of the dose of added chitosan.

According to results related to the effect of the chitosan dose, the general trend showed that each increase of chitosan above its optimum concentration increased specific resistance in filtration and decreased cake dry solid contents. One hypothesis for this phenomenon would be the reversal of load and re-stabilization of colloidal particles which have been coagulated. This re-stabilization of loads depends on the zeta potential of the solution (Gregory and Barany 2011). In fact, chitosan, by its constitution, has a surplus of electrical charges and is solvated by water trapping colloidal particles causing turbidity. Indeed, these authors have reported that the excessive addition of polymer creates hyperconductive water where collisions between particles due to electric forces are so intense; they disrupt completely the balance of the solution (Gregory and Barany 2011).

In conclusion, compared to a commercial synthetic polymer, chitosan has shown the same efficiency in terms of sludge conditioning. Chitosan, as a natural organic flocculant, may be a promising substitute for conventional flocculants used so far in the field of sludge conditioning. Its sole inconvenience is its relatively high cost, which could be minimized by future technological developments.

9.3.8 Post-Treatment of Sanitary Landfill Leachate

The landfill leachate presents high concentrations of ammonia nitrogen, organic matter biodegradable, recalcitrant compounds, such as humic substances, heavy metals and xenobiotic organic compounds (Kjeldsen et al. 2002). Biological

treatment, is commonly used to remove the bulk of organic matter biodegradable and ammonia nitrogen, due to its reliability, simplicity and high cost-effectiveness. As a complementary alternative to the biological treatment, the coagulation-flocculation process has been employed to reduce the concentration of recalcitrant organic matter and toxicity present in the landfill leachate (Renou et al. 2008; Ziyang et al. 2009). Nevertheless, chemical coagulants may have adverse effects on the environment. Hence, it is suggested that chitosan could be a better alternative (Verma et al. 2012; Ramli and Aziz 2015; Nascimento et al. 2016).

Nascimento et al. (2016) carried out a determination of the optimum dosage and pH values for coagulation-flocculation of biologically-treated leachate using chitosan as biocoagulant for the removal of recalcitrant organic matter. The performance of chitosan was compared to aluminum sulfate which is a metal coagulant widely used in wastewater treatment plants. The coagulant dosage investigated ranged from 700 to 1100 mg/L for chitosan and from 1300 to 1700 mg/L for alum; the pH value was varied from 6.0 to 9.0 for chitosan and from 8.0 to 10.0 for alum. The gradient for rapid mixing, time for rapid mixing, gradient for flocculation mixing, and flocculation time were held constant. Their values for chitosan and alum were: 400 s^{-1} and 869 s^{-1} (gradient for rapid mixing), 30 s and 10 s (time for rapid mixing), 30 s^{-1} and 30 s^{-1} (gradient for flocculation), and 10 min and 10 min (flocculation time), respectively.

Based on a mathematical model and graphical optimization, the results showed that chitosan dosages below 700 mg/L and pH values between 6.0 and 6.5 or chitosan dosage near 900 mg/L and pH values between 8.0 and 8.5 lead to greater removal efficiencies of recalcitrant organic matter (50–80%) and the highest turbidity removal (90%) was obtained at a lower dosage, less than 900 mg/L, with a pH between 6.5 and 9.5; and an alum dosage between 1542 and 1762 mg/L with a pH between 8.5 and 10.0 lead to greater removal efficiency values. Employing the Response Optimizer function (Minitab® 16 software), the maximum efficiency removal of true color (80%) and the turbidity removal (91%) were found using 960 mg/L of chitosan at pH 8.5; and using 1610 mg/L of alum at pH 9.5, the true color removal efficiency was 87% and the turbidity removal reached 81% (Nascimento et al. 2016).

The authors explained that with decreasing solution pH, part of the humic substances in the leachate became insoluble, resulting in a reduced level of remaining organic matter. Consequently, the dosage of chitosan required for the destabilization of the colloidal system is less and lower pH (acidic) conditions. Moreover, at a pH of 6.0 or less, more than 90% of the amine groups are protonated. Thus, the lower dosage of chitosan required for efficient coagulation-flocculation at lower pH. This can be explained by the acid-base properties of chitosan and the degree of dissociation of the polyelectrolyte (Guibal and Roussy 2007). The pK_a of the amine groups is close to 6.3–6.4 for fully dissociated chitosan (with a deacetylation degree of close to 90%). The authors concluded that the high sensitivity of the performance of chitosan in removing true color and turbidity levels opens up possibilities for its use as a coagulant to aid in the removal of recalcitrant contaminants in landfill leachate.

9.4 Conclusion

Chitosan, a partially deacetylated polysaccharide obtained from chitin, has received considerable attention in recent years as a versatile bioflocculant. Its potential application as an efficient and eco-friendly material for environmental purposes has been well investigated. As reported in this chapter, chitosan can be used for water and wastewater treatment, sludge dewatering and post-treatment of sanitary landfill leachate. In general, the data published have shown comparable or better flocculation efficiency compared to the current commercial ones, and thus chitosan has strong potential in the near future. However, although its performance was satisfactory and pilot plants were designed, the economic feasibility to design large scale treatment plants still need to be carried out. Moreover, attention should be given towards investigating the intrinsic characteristics of the biopolymer, i.e. degree of deacetylation and molecular weight, and the various operating parameters, e.g. dosage, initial pH, settling time, etc., which could significantly affect the viability and effectiveness of chitosan and its derivatives. In addition, more research is still needed to understand the mechanisms of flocculation in order to control flocs density and removal ability of pollutants.

References

- Abebe LS, Chen XY, Sobsey MD (2016) Chitosan coagulation to improve microbial and turbidity removal by ceramic water filtration for household drinking water treatment. *Int J Environ Res Public Health* 13:3. <https://doi.org/10.3390/ijerph13030269>
- Adnan O, Abidin ZZ, Idris A, Kamarudin S, Al-Qubaisi MS (2017) A novel biocoagulant agent from mushroom chitosan as water and wastewater therapy. *Environ Sci Pollut Res* 24:20104–20112. <https://doi.org/10.1007/s11356-017-9560-x>
- Agbovi HK, Wilson LD (2017) Flocculation optimization of orthophosphate with FeCl₃ and alginate using the Box-Behnken response surface methodology. *Ind Eng Chem Res* 56:3145–3155. <https://doi.org/10.1021/acs.iecr.6b04765>
- Agbovi HK, Wilson LD (2018) Design of amphoteric chitosan flocculants for phosphate and turbidity removal in wastewater. *Carbohydr Polym* 189:360–370. <https://doi.org/10.1016/j.carbpol.2018.02.024>
- Agbovi HK, Wilson LD, Tabil LG (2017) Biopolymer flocculants and oat hull biomass to aid the removal of orthophosphate in wastewater treatment. *Ind Eng Chem Res* 56:37–46. <https://doi.org/10.1021/acs.iecr.6b04092>
- Ahmad AL, Sumathi S, Hameed BH (2005a) Adsorption of residue oil from palm oil mill effluent using powder and flake chitosan: equilibrium and kinetic studies. *Water Res* 39:2483–2494. <https://doi.org/10.1016/j.watres.2005.03.035>
- Ahmad AL, Sumathi S, Hameed BH (2005b) Residual oil and suspended solid removal using natural adsorbents chitosan, bentonite and activated carbon: a comparative study. *Chem Eng J* 108:179–185. <https://doi.org/10.1016/j.cej.2005.01.016>
- Ahmad AL, Sumathi S, Hameed BH (2006) Coagulation of residue oil and suspended solid in palm oil mill effluent by chitosan, alum and PAC. *Chem Eng J* 118:99–105. <https://doi.org/10.1016/j.cej.2006.02.001>

- Altaher H (2012) The use of chitosan as a coagulant in the pre-treatment of turbid sea water. *J Hazard Mater* 233–234:97–102. <https://doi.org/10.1016/j.jhazmat.2012.06.061>
- Ang WL, Mohammad AW, Benamor A, Hilal N (2016) Chitosan as natural coagulant in hybrid coagulation-nanofiltration membrane process for water treatment. *J Environ Chem Eng* 4:4857–4862. <https://doi.org/10.1016/j.jece.2016.03.029>
- APHA, AWWA, WEF (1995) Standard methods for the examination of water and wastewater, 19th edn. American Public Health Association, American Water Works Association, Water Environment Federation, Washington, DC, pp 2–54
- Arfin T (2017) Chapter 5: Chitosan and its derivatives: overview of commercial applications in diverse fields. In: Ahmed S, Ikram S (eds) Chitosan – derivatives, composites and applications. Scrivener Publishing LLC/Wiley, Beverly/Hoboken, pp 115–150. <https://doi.org/10.1002/9781119364849.ch5>
- Arias-Lizarraga MD, Mendez-Gomez E (2014) Removal of solids from wastewater from the fishmeal industry. *Tecnologia Y Ciencias Del Agua* 5:115–123
- Azarova YA, Pestov AV, Bratskaya SZ (2016) Application of chitosan and its derivatives for solid-phase extraction of metal and metalloid ions: a mini-review. *Cellulose* 23:2273–2289. <https://doi.org/10.1007/s10570-016-0962-6>
- Bala JD, Lalung J, Ismail N (2015) Studies on the reduction of organic load from palm oil mill effluent (POME) by bacterial strains. *Int J Recycl Org Waste Agric* 4:1–10. <https://doi.org/10.1007/s40093-014-0079-6>
- Banu RJ, Do KU, Yeom IT (2007) Phosphorus removal in low alkalinity secondary effluent using alum. *Int J Environ Sci Technol* 5:93–98. <https://doi.org/10.1007/BF03326001>
- Barbusinski K, Salwiczek S, Paszewska A (2016) The use of chitosan for removing selected pollutants from water and wastewater – short review. *Architect Civil Eng Environ* 9:107–115
- Bello MM, Raman AAA (2017) Trend and current practices of palm oil mill effluent polishing: application of advanced oxidation processes and their future perspectives. *J Environ Manag* 198:170–182. <https://doi.org/10.1016/j.jenvman.2017.04.050>
- Bello MM, Nourouzi MM, Abdullah LC, Choong TS, Keshani S (2013) POME is treated for removal of color from biologically treated POME in fixed bed column: applying wavelet neural network (WNN). *J Hazard Mater* 262:106–113. <https://doi.org/10.1016/j.jhazmat.2013.06.053>
- Besse V, Illy N, David G, Caillol S, Boutevin B (2016) A chitosan derivative containing both carboxylic acid and quaternary ammonium moieties for the synthesis of cyclic carbonates. *ChemSusChem* 9:2167–2173. <https://doi.org/10.1002/cssc.201600499>
- Bhalkaran S, Wilson LD (2016) Investigation of self-assembly processes for chitosan-based coagulant-flocculant systems: a mini-review. *Int J Mol Sci* 17:1662. <https://doi.org/10.3390/ijms17101662>
- Blockx J, Verfaillie A, Thielemans W, Muylaert K (2018) Unravelling the mechanism of chitosan-driven flocculation of microalgae in seawater as a function of pH. *ACS Sustain Chem Eng* 6:11273–11279. <https://doi.org/10.1021/acssuschemeng.7b04802>
- Bolto B, Gregory J (2007) Organic polyelectrolytes in water treatment. *Water Res* 41:2301–2324. <https://doi.org/10.1016/j.watres.2007.03.012>
- Bonecco MB, Martínez Sáenz MG, Buffa LM (2017) Chapter 4: Chitosan, from residue to industry. In: Masuell M, Renard D (eds) Advances in physicochemical properties of biopolymers. Bentham e-Books, Bentham Science Publishers, Sharjah, pp 224–256. ISBN: 978-1-68108-545-6
- Bratby J (1980) Coagulation and flocculation. Uplands Press Ltd., Croydon, 354 p
- Bratby J (2006) Coagulation and flocculation in water and wastewater treatment, 2nd edn. IWA Publishing, London, 450 p. ISBN: 1843391066
- Chan YJ, Chong MF, Law CL (2011) Optimization on thermophilic aerobic treatment of anaerobically digested palm oil mill effluent (POME). *Biochem Eng J* 55:193–198. <https://doi.org/10.1016/j.bej.2011.04.007>
- Chen J, Luan Z (2010) Enhancing phosphate removal by coagulation using polyelectrolytes and red mud. *Fresenius Environ Bull* 19:2200–2204. [https://doi.org/10.1016/S0304-3894\(03\)00070-0](https://doi.org/10.1016/S0304-3894(03)00070-0)

- Chen CY, Wu CY, Chung YC (2015) The coagulation characteristics of humic acid by using acid-soluble chitosan, water-soluble chitosan, and chitosan coagulant mixtures. *Environ Technol* 36:1141–1146. <https://doi.org/10.1080/09593330.2014.982719>
- Chong MF (2012) Chapter 8: Direct flocculation process for wastewater treatment. In: Sharma SK, Sanghi R (eds) *Advances in water treatment and pollution prevention*. Springer, Dordrecht, pp 201–230. ISBN: 978-94-007-4203-1
- Christensen J, Sørensen P, Christensen G, Hansen J (1985) Mechanisms for overdosing in sludge conditioning. *J Environ Eng* 119:159–171
- Cox M, Nègré P, Yurramendi L (2007) *Industrial liquid effluents*. INASMET Tecnalia, San Sebastian, p 283. ISBN: 84-95520-14-1
- Crini G (2015) Non-conventional adsorbents for dye removal. In: Sharma SK (ed) *Green chemistry for dyes removal from wastewater*. Scrivener Publishing LLC, Beverly, pp 359–407. ISBN: 978-1-118-72099-8
- Crini G, Badot PM (2007) *Traitement et épuration des eaux industrielles polluées*. PUFC Press, Besançon, 352 p. ISBN: 2848671971
- Crini G, Badot PM (2008) Application of chitosan, a natural aminopolysaccharide, for dye removal from aqueous solutions by adsorption processes using batch studies: a review of recent literature. *Prog Polym Sci* 33:399–447. <https://doi.org/10.1016/j.progpolymsci.2007.11.001>
- Crini G, Badot PM, Morin-Crini N (2009a) *Traitement des eaux par du chitosane: intérêts, méthodes et perspectives*. *Tech Ing RE-126*:1–13
- Crini G, Badot PM, Guibal E (eds) (2009b) *Chitine et chitosane – du biopolymère à l'application*. PUFC Press, Besançon, 303 p. ISBN: 978-2-84867-249-6
- Crini G, Morin-Crini N, Fatin-Rouge N, Déon S, Fievet P (2017) Metal removal from aqueous media by polymer-assisted ultrafiltration with chitosan. *Arab J Chem* 10:S3826–S3839. <https://doi.org/10.1016/j.arabjc.2014.05.020>
- de Alvarenga ES (2011) Chapter 5: Characterization and properties of chitosan. In: Elnashar M (ed) *Biotechnology of biopolymers*. InTech, Rijeka, pp 91–108. <https://doi.org/10.5772/17020>
- de Andrade JR, Oliveira MF, da Silva MGC, Vieira MGA (2018) Adsorption of pharmaceuticals from water and wastewater using nonconventional low-cost materials: a review. *Ind Eng Chem Res* 57:3103–3127. <https://doi.org/10.1021/acs.iecr.7b05137>
- de Oliveira TV, Cardoso SL, Vieira RB, Vieira PA, Cardoso VL (2016) Biodegradation of effluent contaminated with diesel oil and gasoline using chitosan as a natural coagulant in a continuous process. *Braz J Chem Eng* 33:863–869. <https://doi.org/10.1590/0104-6632.20160334s20150193>
- Desbrières J, Guibal E (2018) Chitosan for wastewater treatment. *Polym Int* 67:7–14. <https://doi.org/10.1002/pi.5464>
- Dima JB, Sequeiros C, Zaritzky N (2017) Chapter 3: Chitosan from marine crustaceans: production, characterization and applications. In: Shalaby EA (ed) *Biological activities and application of marine polysaccharides*. InTech, Rijeka, pp 39–56. <https://doi.org/10.5772/65258>
- Ding GT, Yaakob Z, Takriff MS, Salihon J, Rahaman MSA (2016) Biomass production and nutrients removal by a newly-isolated microalgal strain *Chlamydomonas sp* in palm oil mill effluent (POME). *Int J Hydrog Energy* 41:4888–4895. <https://doi.org/10.1016/j.ijhydene.2015.12.010>
- Domard A, Domard M (2001) Chitosan: structure-properties relationship and biomedical applications. In: Severian D (ed) *Polymeric biomaterials*. Marcel Dekker, New York, pp 187–212
- Dong C, Chen W, Liu C (2014) Flocculation of algal cells by amphoteric chitosan-based flocculant. *Bioresour Technol* 170:239–247. <https://doi.org/10.1016/j.biortech.2014.07.108>
- Dunets CS, Zheng Y (2015) Combined precipitation/flocculation method for nutrient recovery from greenhouse wastewater. *Hortscience* 50:921–926. <http://hortsci.ashspublications.org/content/50/6/921.full.pdf+html>
- Dutta PK, Dutta J, Tripathi VS (2004) Chitin and chitosan: chemistry, properties and applications. *J Sci Ind Res* 63:20–31

- El Halah A, López-Carrasquero F, Contreras J (2018) Applications of hydrogels in the adsorption of metallic ions. *Revista Ciencia Ingenieria* 39:57–70
- Ferhat M, Kadouche S, Drouiche N, Messaoudi K, Lounici H (2016) Competitive adsorption of toxic metals on bentonite and use of chitosan as flocculant coagulant to speed up the settling of generated clay suspensions. *Chemosphere* 165:87–93. <https://doi.org/10.1016/j.chemosphere.2016.08.125>
- Fierro S, Del Pilar Sánchez-Saavedra M, Copalcúa C (2008) Nitrate and phosphate removal by chitosan immobilized *Scenedesmus*. *Bioresour Technol* 99:1274–1279. <https://doi.org/10.1016/j.biortech.2007.02.043>
- Filipkowska U, Józwiak T, Szymczyk P (2014) Application of cross-linked chitosan for phosphate removal from aqueous solutions. *Prog Chem Appl Chitin Deriv* 19:5–14. <https://doi.org/10.1016/j.psjd-4323b568-b849-4b93-9b81-83f53cde71a3>
- Gerchman Y, Vasker B, Tavasi M, Mishael Y, Kinel-Tahan Y, Yehoshua Y (2017) Effective harvesting of microalgae: comparison of different polymeric flocculants. *Bioresour Technol* 228:141–146. <https://doi.org/10.1016/j.biortech.2016.12.040>
- Ghimici L, Brunchi CE, Diaconu A (2016) Removal of some commercial pesticides containing α -cypermethrin, deltamethrin and mancozeb as active ingredients by chitosan solution. *Cellulose* 23:3837–3846
- Goosen MFA (ed) (1997) Applications of chitin and chitosan. CRC Press LLC, Boca Raton, 336 p. ISBN: 9781566764490
- Gregory J, Barany S (2011) Adsorption and flocculation by polymers and polymer mixtures. *Adv Colloid Interf Sci* 169:1–12. <https://doi.org/10.1016/j.cis.2011.06.004>
- Guibal E, Roussy J (2007) Coagulation and flocculation of dye-containing solutions using a biopolymer (chitosan). *React Funct Polym* 67:33–42. <https://doi.org/10.1016/j.reactfunctpolym.2006.08.008>
- Gupta SK, Kumar NM, Guldhe A, Ansari FA, Rawat I, Nasr M, Bux F (2018) Wastewater to biofuels: comprehensive evaluation of various flocculants on biochemical composition and yield of microalgae. *Ecol Eng* 117:62–68. <https://doi.org/10.1016/j.ecoleng.2018.04.005>
- Hargreaves AJ, Vale P, Whelan J, Alibardi L, Constantino C, Dotro G, Cartmell E, Campo P (2018) Coagulation-flocculation process with metal salts, synthetic polymers and biopolymers for the removal of trace metals (Cu, Pb, Ni, Zn) from municipal wastewater. *Clean Techn Environ Policy* 20:393–402. <https://doi.org/10.1007/s10098-017-1481-3>
- Jia SY, Yang Z, Ren KX, Tian ZQ, Dong C, Ma RX, Yu G, Yang WB (2016) Removal of antibiotics from water in the coexistence of suspended particles and natural organic matters using amino-acid-modified-chitosan flocculants: a combined experimental and theoretical study. *J Hazard Mater* 317:593–601. <https://doi.org/10.1016/j.jhazmat.2016.06.024>
- Jin Y, Pei HY, Hu WR, Zhu YW, Xu HZ, Ma CX, Sun JM, Li HM (2017) A promising application of chitosan quaternary ammonium salt on *Microcystis aeruginosa* cells removal in drinking water. *Sci Total Environ* 583:496–504
- Kadokawa JI (2018) Enzymatic preparation of functional polysaccharide hydrogels by phosphor-ylase catalysis. *Pure Appl Chem* 90:1045–1054. <https://doi.org/10.1515/pac-2017-0802>
- Kanmani P, Aravind J, Kamaraj M, Sureshbabu P, Karthikeyan S (2017) Environmental applications of chitosan and cellulosic biopolymers: a comprehensive outlook. *Bioresour Technol* 242:295–303. <https://doi.org/10.1016/j.biortech.2017.03.119>
- Kjeldsen P, Barlaz MA, Rooker AP, Baun A, Ledin A, Christensen T (2002) Present and long-term composition of MSW landfill leachate: a review. *Environ Sci Technol* 32:297–336. <https://doi.org/10.1080/10643380290813462>
- Kurita K (1998) Chemistry and application of chitin and chitosan. *Polym Degrad Stab* 59:117–120. [https://doi.org/10.1016/S0141-3910\(97\)00160-2](https://doi.org/10.1016/S0141-3910(97)00160-2)
- Kurita K (2006) Chitin and chitosan: functional biopolymers from marine crustaceans. *Mar Biotechnol* 8:203–226. <https://doi.org/10.1007/s10126-005-0097-5>
- Kyzas GZ, Bikiaris DN, Mitropoulos AC (2017) Chitosan adsorbents for dye removal: a review. *Polym Int* 66:1800–1811. <https://doi.org/10.1002/pi.5467>

- Laamanen CA, Ross GM, Scott JA (2016) Flotation harvesting of microalgae. *Renew Sust Energ Rev* 58:75–86. <https://doi.org/10.1016/j.rser.2015.12.293>
- Lama S, Muylaert K, Karki TB, Foubert I, Henderson RK, Vandamme D (2016) Flocculation properties of several microalgae and a cyanobacterium species during ferric chloride, chitosan and alkaline flocculation. *Bioresour Technol* 220:464–470. <https://doi.org/10.1016/j.biortech.2016.08.080>
- Lama C, Abdelghani CF (2017) The removal of suspended matter by natural coagulants for low brackish water. *Desalin Water Treat* 79:142–151. <https://doi.org/10.5004/dwt.2017.20785>
- Latifian M, Liu J, Mattiasson B (2014) Recovery of struvite via coagulation and flocculation using natural compounds. *Environ Technol* 35:2289–2295. <https://doi.org/10.1080/09593330.2014.902110>
- Lee CH, Liu JC (2000) Enhanced sludge dewatering by dual polyelectrolytes conditioning. *Water Res* 34:4430–4436. [https://doi.org/10.1016/S0043-1354\(00\)00209-8](https://doi.org/10.1016/S0043-1354(00)00209-8)
- Lee KE, Morad N, Teng TT, Poh BT (2012) Development, characterization and the application of hybrid materials in coagulation/flocculation of wastewater: a review. *Chem Eng J* 203:370–386. <https://doi.org/10.1016/j.cej.2012.06.109>
- Lee CS, Robinson J, Chong MF (2014) A review on application of flocculants in wastewater treatment. *Process Saf Environ Prot* 92:489–508. <https://doi.org/10.1016/j.psep.2014.04.010>
- Levine NM (1981) Natural polymer sources. In: Schwoyer WLK (ed) *Polyelectrolytes for water and wastewater treatment*. CRC Press, Boca Raton, pp 47–60. ISBN: 9780849354397
- Li CB, Hein S, Wang K (2008) Biosorption of chitin and chitosan. *Mater Sci Technol* 24:1088–1099. <https://doi.org/10.1179/17438408X341771>
- Liu C, Bai R (2014) Recent advances in chitosan and its derivatives as adsorbents for removal of pollutants from water and wastewater. *Curr Opin Chem Eng* 4:62–70. <https://doi.org/10.1016/j.coche.2014.01.004>
- Liu BZ, Chen X, Zheng HL, Wang YL, Sun YJ, Zhao CL, Zhang SX (2018) Rapid and efficient removal of heavy metal and cationic dye by carboxylate-rich magnetic chitosan flocculants: role of ionic groups. *Carbohydr Polym* 181:327–336. <https://doi.org/10.1016/j.carbpol.2017.10.089>
- Lou T, Cui GP, Xun JJ, Wang XJ, Feng NY, Zhang J (2018) Synthesis of a terpolymer based on chitosan and lignin as an effective flocculant for dye removal. *Colloids Surf A Physicochem Eng Asp* 537:149–154. <https://doi.org/10.1016/j.colsurfa.2017.10.012>
- Lu X, Xu Y, Sun W, Sun Y, Zheng H (2017) UV-initiated synthesis of a novel chitosan-based flocculant with high flocculation efficiency for algal removal. *Sci Total Environ* 609:410–418. <https://doi.org/10.1016/j.scitotenv.2017.07.192>
- Lürling M, Noyma NP, de Magalhães L, Miranda M, Mucci M, van Oosterhout F, Huszar VLM, Marinho MM (2017) Critical assessment of chitosan as coagulant to remove cyanobacteria. *Harmful Algae* 66:1–12. <https://doi.org/10.1016/j.hal.2017.04.011>
- Ma CX, Pei HY, Hu WR, Cheng J, Xu HZ, Jin Y (2016a) Significantly enhanced dewatering performance of drinking water sludge from a coagulation process using a novel chitosan-aluminum chloride composite coagulant in the treatment of cyanobacteria-laden source water. *RSC Adv* 6:61047–61056. <https://doi.org/10.1039/c6ra11989a>
- Ma CX, Hu WR, Pei HY, Xu HZ, Pei RT (2016b) Enhancing integrated removal of *Microcystis aeruginosa* and adsorption of microcystins using chitosan-aluminum chloride combined coagulants: effect of chemical dosing orders and coagulation mechanisms. *Colloid Surf A* 490:258–267
- Martinez-Quiroz M, Lopez-Maldonado EA, Ochoa-Teran A, Pina-Luis GE, Oropeza-Guzman MT (2018) Modification of chitosan with carbamoyl benzoic acids for testing its coagulant-flocculant and binding capacities in removal of metallic ions typically contained in plating wastewater. *Chem Eng J* 332:749–756. <https://doi.org/10.1016/j.cej.2017.09.042>
- Meera GT, Emilia A (2006) Polyionic hydrocolloids for the intestinal delivery of protein drugs: alginate and chitosan – a review. *J Control Release* 114:1–14. <https://doi.org/10.1016/j.jconrel.2006.04.017>

- Mohamed MH, Ajaero C, McMartin DW, Peru KM, Friesen V, Simair M, Headley JV, Wilson LD (2018) Solubilized chitosan biopolymers for analysis of organic acids in aquatic environments after phytodegradation. *IJ Tech*, submitted. MS ID #CE-2301
- Momemi MM, Kahforoushan D, Abbasi F, Ghanbarian S (2018) Using chitosan/CHPATC as coagulant to remove color and turbidity of industrial wastewater: optimization through RSM design. *J Environ Manag* 211:347–355. <https://doi.org/10.1016/j.jenvman.2018.01.031>
- Morin-Crini N, Crini G (eds) (2017) *Eaux industrielles contaminées*. PUFC Press, Besançon, 513 p. ISBN: 978-2-84867-589-3
- MPOB (2012) Overview of the Malaysian oil palm industry 2011. Shah Alam Econ Ind Dev Div. <http://palmoilis.mpob.gov.my/index.php/overview-of-industry/224-overview-of-industry-2011>
- Mucci M, Noyma NP, de Magalhaes L, Miranda M, van Oosterhout F, Guedes IA, Huszar VLM, Marinho MM, Lurling M (2017) Chitosan as coagulant on cyanobacteria in lake restoration management may cause rapid cell lysis. *Water Res* 118:121–130. <https://doi.org/10.1016/j.watres.2017.04.020>
- Muzzarelli RAA (1973) *Natural chelating polymers*. Pergamon Press, Oxford. ISBN-10: 008017235
- Muzzarelli RAA (1988) Carboxymethylated chitins and chitosans. *Carbohydr Polym* 8:1–21. [https://doi.org/10.1016/0144-8617\(88\)90032-X](https://doi.org/10.1016/0144-8617(88)90032-X)
- Nascimento IOC, Guedes ARP, Perelo LW, Queiroz LM (2016) Post-treatment of sanitary landfill leachate by coagulation-flocculation using chitosan as primary coagulant. *Water Sci Technol* 74:246–255. <https://doi.org/10.2166/wst.2016.203>
- Nechita P (2017) Chapter 10: Applications of chitosan in wastewater treatment. In: Shalaby EA (ed) *Biological activities and application of marine polysaccharides*. InTech, Rijeka, pp 209–228. <https://doi.org/10.5772/65289>
- Newcombe G (ed) (2009) *International guidance manual for the management of toxic cyanobacteria*. Global Water Research Coalition and Water Quality Research Australia, London
- No HK, Meyers SP (1995) Preparation and characterization of chitin and chitosan – a review. *J Aquat Food Prod Technol* 4:27–52. https://doi.org/10.1300/J030v04n02_03
- No HK, Meyers SP (2000) Application of chitosan for treatment of wastewaters. *Rev Environ Contam Toxicol* 63:1–28. https://doi.org/10.1007/978-1-4757-6429-1_1
- Nwe N, Furuike T, Tamura H (2011) Chapter 2: Chitosan from aquatic and terrestrial organisms and microorganisms. Production, properties and applications. In: Johnson BM, Berkel ZE (eds) *Biodegradable materials*. Nova Science Publishers, Inc, New York, pp 29–50
- Oladoja NA (2015) Headway on natural polymeric coagulants in water and wastewater treatment operations. *J Water Process Eng* 6:174–192. <https://doi.org/10.1016/j.jwpe.2015.04.004>
- Onsoyen E, Skaugrud O (1990) Metal recovery using chitosan. *J Chem Technol Biotechnol* 49:395–404
- Pakdel PR, Peighambaroust SJ (2018) Review on recent progress in chitosan-based hydrogels for wastewater treatment application. *Carbohydr Polym* 201:264–279. <https://doi.org/10.1016/j.carbpol.2018.08.070>
- Pambi RLL, Musonge P (2015) The efficiency of chitosan as a coagulant in the treatment of the effluents from the sugar industry. *J Polym Mater* 32:57–63
- Pan G, Zou H, Chen H, Yuan X (2006) Removal of harmful cyanobacterial blooms in Taihu Lake using local soils. III. Factors affecting the removal efficiency and an *in situ* field experiment using chitosan-modified local soils. *Environ Pollut* 141:206–212
- Parthasarathy S, Gomes RL, Manickam S (2016) Process intensification of anaerobically digested palm oil mill effluent (AAD-POME) treatment using combined chitosan coagulation, hydrogen peroxide (H₂O₂) and Fenton's oxidation. *Clean Techn Environ Policy* 18:219–230. <https://doi.org/10.1007/s10098-015-1009-7>
- Pei HY, Ma CX, Hu WR, Sun F (2014) The behaviors of *Microcystis aeruginosa* cells and extracellular microcystins during chitosan flocculation and flocs storage processes. *Bioresour Technol* 151:314–322

- Pei HY, Xu HZ, Xiao HD, Sun JM, Hu WR, Li XQ, Ma CX, Jin Y (2016) Using a novel hydrogen-terminated porous Si wafer to enhance *Microcystis aeruginosa* effective removal by chitosan at a low dosage. *Colloid Surf A* 499:88–96
- Pérez-Calderón J, Santos MV, Zaritzky N (2018) Optimal clarification of emulsified oily wastewater using a surfactant/chitosan biopolymer. *J Environ Chem Eng* 6:3808–3818. <https://doi.org/10.1016/j.jece.2018.06.004>
- Peters MG (1995) Applications and environmental aspects of chitin and chitosan. *J Mat Sci Pure Appl Chem* A32:629–640. <https://doi.org/10.1080/10601329508010276>
- Prado HJ, Matulewicz MC (2014) Cationization of polysaccharides: a path to greener derivatives with many industrial applications. *Eur Polym J* 52:53–75. <https://doi.org/10.1016/j.eurpolymj.2013.12.011>
- Qi Y, Thapa KB, Hoadley AFA (2011) Benefit of lignite as a filter aid for dewatering of digested sewage sludge demonstrated in pilot scale trials. *Chem Eng J* 166:504–510. <https://doi.org/10.1016/j.cej.2010.11.003>
- Quinlan PJ, Tanvir A, Tam KC (2015) Application of the central composite design to study the flocculation of an anionic azo dye using quaternized cellulose nanofibrils. *Carbohydr Polym* 133:80–89. <https://doi.org/10.1016/j.carbpol.2015.06.095>
- Rahmanifar B, Moradi-Dehaghi S (2014) Removal of organochlorine pesticides by chitosan loaded with silver oxide nanoparticles from water. *Clean Techn Environ Policy* 16:1781–1786. <https://doi.org/10.1007/s10098-013-0692-5>
- Ramirez L, Gentile SR, Zimmermann S, Stoll S (2016) Comparative study of the effect of aluminum chloride, sodium alginate and chitosan on the coagulation of polystyrene microplastic particles. *J Colloid Sci Biotechnol* 5:190–198. <https://doi.org/10.1166/jcsb.2016.1149>
- Ramli SF, Aziz HA (2015) Use of ferric chloride and chitosan as coagulant to remove turbidity and color from landfill leachate. *Appl Mech Mater* 773:1163–1167. <https://doi.org/10.4028/www.scientific.net/AMM.773-774.1163>
- Rani M, Shanker U, Jassal V (2017) Recent strategies for removal and degradation of persistent & toxic organochlorine pesticides using nanoparticles: a review. *J Environ Manag* 190:208–222. <https://doi.org/10.1016/j.jenvman.2016.12.068>
- Rashid S, Shen C, Yang J, Liu J, Li J (2018) Preparation and properties of chitosan-metal complex: some factors influencing the adsorption capacity for dyes in aqueous solution. *J Environ Sci* 66:301–309. <https://doi.org/10.1016/j.jes.2017.04.033>
- Ravi Kumar MNV (2000) A review of chitin and chitosan applications. *React Funct Polym* 46:1–27. [https://doi.org/10.1016/S1381-5148\(00\)00038-9](https://doi.org/10.1016/S1381-5148(00)00038-9)
- Renault F, Badot PM, Crini G (2009a) Chitosan for flocculation processes – an eco-friendly approach. In: Rustichelli F, Caramella SS, Vårum KM (eds) *Advances in chitin science*, vol XI, pp 360–366
- Renault F, Sancey B, Badot PM, Crini G (2009b) Use of chitosan as a bioflocculant to treat biological wastewater from pulp and paper plant. In: Rustichelli F, Caramella, Şenel S, Vårum KM (eds) *Advances in chitin science*. Volume XI, pp 407–412
- Renault F, Sancey B, Charles J, Morin-Crini N, Badot PM, Winterton P, Crini G (2009c) Chitosan flocculation of cardboard-mill secondary biological wastewater. *Chem Eng J* 155:775–783. <https://doi.org/10.1016/cej.2009.09.023>
- Renault F, Sancey B, Badot PM, Crini G (2009d) Chitosan for coagulation/flocculation processes – an eco-friendly approach. *Eur Polym J* 45:1337–1348. <https://doi.org/10.1016/j.eurpolymj.2008.12.027>
- Renou S, Givaudan JG, Poulain S, Dirassouyan F, Moulin P (2008) Landfill leachate treatment: review and opportunity. *J Hazard Mater* 150:468–493. <https://doi.org/10.1016/j.jhazmat.2007.09.077>
- Rinaudo M (2006) Chitin and chitosan: properties and applications. *Prog Polym Sci* 31:603–632. <https://doi.org/10.1016/j.progpolymsci.2006.06.001>
- Ripperger S, Gösele W, Alt C (2012) *Filtration, 1. Fundamentals*, vol 14. Wiley-VCH GmbH & Co. KGaA, Weinheim, pp 677–709. https://doi.org/10.1002/14356007.b02_10.pub2

- Roberts GAF (1992) Chitin chemistry, 1st edn. Macmillan Press, Houndmills, London. ISBN: 9780333524176
- Ruelas-Leyva JP, Contreras-Andrade I, Sarmiento-Sanchez JI, Licea-Claverie A, Jimenez-Lam SA, Cristerna-Madriral YG, Picos-Corrales LA (2017) The effectiveness of *Moringa oleifera* seed flour and chitosan as coagulant-flocculants for water treatment. Clean Soil Air Water 45:1600339. <https://doi.org/10.1002/clen.201600339>
- Rushdy R, Reza M, McKay G (2014) Combined magnetic field and adsorption process for treatment of biologically treated palm oil mill effluent (POME). Chem Eng J 243:31–42. <https://doi.org/10.1016/j.cej.2013.12.084>
- Saeed MO, Azizli KAM, Isa MH, Ezechi EH (2016) Treatment of POME using Fenton oxidation process: removal efficiency, optimization, and acidity condition. Desalin Water Treat 57:23750–23759. <https://doi.org/10.1080/19443994.2016.1141715>
- Sajjad A, Rizwan M, Mujtaba G, Rashid N (2017) Chitosan as a flocculant: an approach to improve its solubility for efficient harvesting of microalgae. Korean Chem Eng Res 55:530–534. <https://doi.org/10.9713/kcer.2017.55.4.530>
- Salehizadeh H, Yan N, Farnood R (2018) Recent advances in polysaccharides bio-based flocculants. Biotechnol Adv 36:92–119. <https://doi.org/10.1016/j.biotechadv.2017.10.002>
- Sami AJ, Khalid M, Iqbal S, Afzal M, Shakoori AR (2017) Synthesis and application of chitosan-starch based nanocomposite in wastewater treatment for the removal of anionic commercial dyes. Pak J Zool 49:21–26
- Schindler DW, Hecky RE, McCullough GK (2012) The rapid eutrophication of Lake Winnipeg: greening under global change. J Great Lakes Res 38:6–13
- Shankar A, Kongot M, Saini VK, Kumar A (2018) Removal of pentachlorophenol pesticide from aqueous solutions using modified chitosan. Arabian J Chem (in press). <https://doi.org/10.1016/j.arabjc.2018.01.016>
- Shi YL, Ma J, Yang JX (2017) Improved dissolved air flotation performances using chitosan under different dosing schemes. Pol J Environ Stud 26:2731–2737. <https://doi.org/10.15244/pjoes/73806>
- Sila A, Mlaik N, Sayari N, Balti R, Bougatef A (2014) Chitin and chitosan extracted from shrimp waste using fish proteases aided process: efficiency of chitosan in the treatment of unhairing effluents. J Polym Environ 22:78–87. <https://doi.org/10.1007/s10924-013-0598-7>
- Skjåk-Braek G, Anthonsen T, Sandford PA (eds) (1989) Chitin and chitosan. Sources, chemistry, biochemistry, physical properties and applications. Elsevier Applied Science, New York, 835 p. ISBN: 978-1-85166-395-8
- Song Z, Li G, Guan F, Liu W (2018) Application of chitin/chitosan and their derivatives in the papermaking industry. Polymers 10:1–14. <https://doi.org/10.3390/polym10040389>
- Stechemesser H, Dobiáš B (eds) (2005) Coagulation and flocculation, Surfactant Science Series, vol 126, 2nd edn. CRC Press/Taylor & Francis, Boca Raton, 861 p. ISBN: 9781574444451
- Steed JW, Atwood JL (2009) Supramolecular chemistry, 2nd edn. Wiley, West Sussex. ISBN: 9781118681503
- Sudha PN (2011) Chapter 39: Chitin/chitosan and derivatives for wastewater treatment. In: Kim SK (ed) Chitin, chitosan, oligosaccharides and their derivatives: biological activities and applications. CRC Press/Taylor & Francis Group, LLC, Boca Raton, pp 561–588. ISBN: 9781439816035
- Sudha PN, Aisverya S, Gomathi T, Vijayalakshmi K, Saranya M, Sangeetha K, Latha S, Thomas S (2017) Chapter 17: Applications of chitin/chitosan and its derivatives as adsorbents, coagulants and flocculants. In: Ahmed S, Ikram S (eds) Chitosan – derivatives, composites and applications. Scrivener Publishing LLC/Wiley, Beverly/Hoboken, pp 453–487. <https://doi.org/10.1002/9781119364849.ch17>
- Suopajarvi T, Liimatainen H, Hormi O, Niinimäki J (2003) Coagulation-flocculation treatment of municipal wastewater based on anionized nanocelluloses. Chem Eng J 231:59–67. <https://doi.org/10.1016/j.cej.2013.07.010>

- Tadza MYM, Sobani HHM, Ghani NAF (2015) Characteristics of struvite precipitate from palm oil mill effluent. *J Sci Technol Trop* 11:1–9
- Tadza MYM, Ghani NAF, Sobani HHM (2016) Evaluation of sludge from coagulation of palm oil mill effluent with chitosan based coagulant. *Jurnal Teknologi* 78:19–22. <https://doi.org/10.11113/jt.v78.8529>
- Teng D (2016) Chapter 1: From chitin to chitosan. In: Yao K, Li J, Yao F, Yin Y (eds) *Chitosan-based hydrogels: functions and applications*. CRC Press/Taylor & Francis Group, Boca Raton, pp 1–38. ISBN: 9781138076846
- Torres K, Álvarez-Hornos FJ, San-Valero P, Gabaldón C, Marzal P (2018) Granulation and microbial community dynamics in the chitosan-supplemented anaerobic treatment of wastewater polluted with organic solvents. *Water Res* 130:376–387. <https://doi.org/10.1016/j.watres.2017.12.009>
- Ujang Z, Diah M, Rashid AHA, Halim AS (2011) Chapter 6: The development, characterization and application of water soluble chitosan. In: Elnashar M (ed) *Biotechnology of biopolymers*. InTech, Rijeka, pp 109–130. <https://doi.org/10.5772/16771>
- Ummalya SB, Gnansounou E, Sukumaran RK, Sindhu R, Pandey A, Sahoo D (2017) Biofloculation: an alternative strategy for harvesting of microalgae – an overview. *Bioresour Technol* 242:227–235. <https://doi.org/10.1016/j.biortech.2017.02.097>
- Vakili M, Rafatullah M, Salamatinia B, Abdullah AZ, Ibrahim MH, Tan KB, Gholami Z, Amouzgar P (2014) Application of chitosan and its derivatives as adsorbents for dye removal from water and wastewater: a review. *Carbohydr Polym* 113:115–130. <https://doi.org/10.1016/j.carbpol.2014.07.007>
- Van Tran V, Park D, Lee YC (2018) Hydrogel applications for adsorption of contaminants in water and wastewater treatment. *Environ Sci Pollut Res* 25:24569–24599. <https://doi.org/10.1007/s11356-018-2605-y>
- Vandenbossche M, Jimenez M, Casetta M, Traisnel M (2015) Remediation of heavy metals by biomolecules: a review. *Crit Rev Environ Sci Technol* 45:1644–1704. <https://doi.org/10.1080/10643389.2014.966425>
- Vårum KM, Smidsrød O (2004) Chapter 26: Structure-property relationship in chitosan. In: Dumitriu S (ed) *Polysaccharides: structural diversity and functional versatility*. Marcel Dekker, New York, pp 625–641. ISBN: 9780824754808
- Verma AK, Dash RR, Bhunia P (2012) A review on chemical/floculation technologies for removal of colour from textile wastewaters. *J Environ Manag* 93:154–168. <https://doi.org/10.1016/j.jenvman.2011.09.01>
- Wang J, Zhuang S (2017) Removal of various pollutants from water and wastewater by modified chitosan adsorbents. *Crit Rev Environ Sci Technol* 47:2331–2386. <https://doi.org/10.1080/10643389.2017.1421845>
- Wang WY, Yue QY, Li RH, Song W, Gao BY, Shen X (2017) Investigating coagulation behavior of chitosan with different Al species dual-coagulants in dye wastewater treatment. *J Taiwan Inst Chem Eng* 78:423–430. <https://doi.org/10.1016/j.jtice.2017.06.052>
- Wei H, gao B, Ren J, Li A, Yang H (2018) Coagulation/floculation in dewatering of sludge: a review. *Water Res* 143:608–631. <https://doi.org/10.1016/j.watres.2018.07.029>
- Wilson LD, Tewari BB (2018) Chitosan-based adsorbents: environmental applications for the removal of arsenicals. *Mater Res Found* 34:133–160. <https://doi.org/10.21741/9781945291753-7>
- Wilson LD, Pratt DY, Kozinski JA (2013) Preparation and sorption studies of β -cyclodextrin-chitosan-glutaraldehyde terpolymers. *J Colloid Interface Sci* 393:271–277. <https://doi.org/10.1016/j.jcis.2012.10.046>
- Wu TY, Mohammad AW, Jahim JM, Anuar N (2010) Pollution control technologies for the treatment of palm oil mill effluent (POME) through end-of-pipe processes. *J Environ Manag* 91:1467–1490. <https://doi.org/10.1016/j.jenvman.2010.02.008>

- Xie Q, Lin T, Chen F, Wang D, Yang B (2018) Recovery of ultra-trace palladium using chitosan and its sulphur-containing derivative in HCl medium. *Hydrometallurgy* 178:188–194. <https://doi.org/10.1016/j.hydromet.2018.04.007>
- Xu HZ, Pei HY, Xiao HD, Jin Y, Li XQ, Hu WR, Ma CX, Sun JM, Li HM (2016) Behaviors of *Microcystis aeruginosa* cells during floc storage in drinking water treatment process. *Sci Rep* 6:34943. <https://doi.org/10.1038/srep34943>
- Yang K, Li Z, Zhang H, Qian J, Chen G (2010) Municipal wastewater phosphorus removal by coagulation. *Environ Technol* 31:601–609. <https://doi.org/10.1080/09593330903573223>
- Yang R, Li H, Huang M, Yang H, Li A (2016) A review on chitosan-based flocculants and their applications in water treatment. *Water Res* 95:59–89. <https://doi.org/10.1016/j.watres.2016.02.068>
- Yong SK, Shrivastava M, Srivastava P, Kunhikrishnan A, Bolan N (2015) In: Whitacre DM (ed) *Environmental applications of chitosan and its derivatives*, Book Series: Reviews of Environmental Contamination and Toxicology, vol 233. Springer, Cham, pp 1–43. https://doi.org/10.1007/978-3-319-10479-9_1
- You LJ, Song LD, Lu FF, Zhang QQ (2016) Fabrication of a copolymer flocculant and application for Cr(VI) removal. *Polym Eng Sci* 56:1213–1220. <https://doi.org/10.1002/pen.24354>
- Yu GH, He PJ, Shao LM, He PP (2008) Stratification structure of sludge flocs with implications to dewaterability. *Environ Sci Technol* 42:7944–7949. <https://doi.org/10.1021/es8016717>
- Yunos FHM, Nasir NM, Jusoh HHW, Khatoon H, Lam SS, Jusoh A (2017) Harvesting of microalgae (*Chlorella sp.*) from aquaculture bioflocs using an environmental-friendly chitosan-based bio-coagulant. *Int Biodeterior Biodegrad* 124:243–249. <https://doi.org/10.1016/j.ibiod.2017.07.016>
- Zahrim AY, Tizaoui C, Hilal N (2011) Coagulation with polymers for nanofiltration pre-treatment of highly concentrated dyes: a review. *Desalination* 266:1–16. <https://doi.org/10.1016/j.desal.2010.08.012>
- Zemmouri H, Mameri N, Lounici H (2015) Chitosan use in chemical conditioning for dewatering municipal-activated sludge. *Water Sci Technol* 71:810–816. <https://doi.org/10.2166/wst.2014.532>
- Zhai LF, Sun M, Song W, Wang G (2012) An integrated approach to optimize the conditioning chemicals for enhanced sludge conditioning in a pilot-scale sludge dewatering process. *Bioresour Technol* 121:161–168. <https://doi.org/10.1016/j.biortech.2012.06.093>
- Zhang CL, Zhang MY, Chang Q (2015) Preparation of mercaptoacetyl chitosan and its removal performance of copper ion and turbidity. *Des Water Treat* 53:1909–1916. <https://doi.org/10.1080/19443994.2013.870743>
- Ziyang L, Youcai Z, Tao Y, Yu S, Huili C, Nanwen Z, Renhua H (2009) Natural attenuation and characterization of contaminants composition in landfill leachate under different disposing ages. *Sci Total Environ* 407:3385–3391. <https://doi.org/10.1016/j.scitotenv.2009.01.028>