



HAL
open science

Chemical communication in springtails: a review of facts and perspectives

Sandrine Salmon, Sylvie Rebuffat, Soizic Prado, Michel Sablier, Cyrille d'Haese, Jian-Sheng Sun, Jean-François Ponge

► To cite this version:

Sandrine Salmon, Sylvie Rebuffat, Soizic Prado, Michel Sablier, Cyrille d'Haese, et al.. Chemical communication in springtails: a review of facts and perspectives. *Biology and Fertility of Soils*, 2019, 55 (5), pp.425-438. 10.1007/s00374-019-01365-8 . hal-02152310v2

HAL Id: hal-02152310

<https://hal.science/hal-02152310v2>

Submitted on 28 Apr 2020

HAL is a multi-disciplinary open access archive for the deposit and dissemination of scientific research documents, whether they are published or not. The documents may come from teaching and research institutions in France or abroad, or from public or private research centers.

L'archive ouverte pluridisciplinaire **HAL**, est destinée au dépôt et à la diffusion de documents scientifiques de niveau recherche, publiés ou non, émanant des établissements d'enseignement et de recherche français ou étrangers, des laboratoires publics ou privés.

Public Domain

1 **Chemical communication in springtails: a review of facts and perspectives**

2 **Sandrine Salmon¹, Sylvie Rebuffat², Soizic Prado², Michel Sablier³, Cyrille D’Haese¹, Jian-Sheng**
3 **Sun⁴, Jean-François Ponge¹**

4 ¹*Muséum National d’Histoire Naturelle, Département Adaptations du Vivant, UMR 7179 MECADEV,*
5 *4 avenue du Petit Château, 91800 Brunoy, France*

6 ²*Muséum National d’Histoire Naturelle, Département Adaptations du Vivant, UMR 7245 MCAM, 57*
7 *rue Cuvier, CP 54, 75005 Paris, France*

8 ³*Muséum National d’Histoire Naturelle, Département Origines et Évolution, USR 3224 CRC, 57 rue*
9 *Cuvier, CP 21, 75005 Paris, France*

10 ⁴*Muséum National d’Histoire Naturelle, Département Adaptations du Vivant, 57 rue Cuvier, CP 26,*
11 *75005 Paris, France*

12 **Corresponding author:** Jean-François Ponge, ponge@mnhn.fr, tel. +33 6 78930133

13 **ORCID numbers:** Sandrine Salmon: 0000-0003-1873-6940, Sylvie Rebuffat: 0000-0002-5257-5039,
14 Soizic Prado: 0000-0002-8071-9642, Michel Sablier: 0000-0001-6508-8566, Cyrille D’Haese: 0000-
15 0001-6065-0927, Jian-Sheng Sun: 0000-0003-0614-1931, Jean-François Ponge: 0000-0001-6504-
16 5267

17 **Abstract**

18 The present knowledge on chemical communication in springtails (Collembola), one of the two most
19 abundant invertebrate groups living in soil and environments in tight contact with soil (e.g. plant litter,
20 moss), is reviewed here. Chemical communication in an environment where light is absent or dimmed
21 becomes a prominent driver of trophic and non-trophic interactions between soil organisms at a time
22 when better knowledge on the biological determinants of soil communities is required. Like insects
23 and many other arthropods, collembolan individuals of the same population intercommunicate by

24 pheromones, which allow them to signal a risk or to cluster in places favourable for feeding, mating,
25 moulting and ovipositing. Olfaction is also used to select preferred food and mates. Researches so far
26 conducted allowed to discern common trends in the role and chemical composition of odour blends
27 used by Collembola. However, much more needs to be done before reaching straightforward
28 conclusions about chemical communication issues at evolutionary and community levels, making this
29 domain even more rewarding.

30 **Keywords:** Chemical communication, Collembola, Pheromones, Aggregation, Phylogeny,
31 Community

32

33 **Introduction**

34 Chemical communication among soil organisms is a still poorly explored scientific domain, despite
35 recent focus on the functional importance of chemical signalling in plant-microbial (Peters and Verma
36 1990; Sanon et al. 2009; Combès et al. 2012), plant-faunal (Blouin et al. 2005; Rosenstiel et al. 2012;
37 Leach et al. 2017) and plant-faunal-microbial interactions (Bonkowski 2004; Bais et al. 2006; Jousset
38 et al. 2008). However, better knowledge of these interactions might illuminate our still imperfect
39 knowledge of soil food webs (DeAngelis 2016). Ignored for a long time, positive interactions
40 (Bertness and Callaway 1994; Leigh and Rowell 1995; Stachowicz 2001) are now recognized as a key
41 process in the building and stability of communities, involving plants, microbes and animals (Wall and
42 Moore 1999; Callaway et al. 2002; Wisz et al. 2013). Positive interactions are also acknowledged as a
43 driving force of evolution (Laland and Boogert 2010; Rosenberg and Zilber-Rosenberg 2016; Prinzing
44 et al. 2017). Negative and positive interactions among species are at least partly governed by chemical
45 signals (Callaway 2002; Taga and Bassler 2003). This makes chemical communication a key factor of
46 species coexistence (Vet 1999; Austin et al. 2014).

47 Chemical signals, based on volatile (olfactory) or contact molecules (O'Connell 1986), are
48 known to play a prominent role in positive as well as negative interactions between soil organisms
49 (Wenke et al. 2010; Lavelle et al. 2016). In soil invertebrates, they play a direct role in mating (Zizzari
50 et al. 2017), search for food (Brückner et al. 2018), search of safe sites for growth and reproduction
51 (Kuenen and Nooteboom 1963), aggregation (Benoit et al. 2009), avoidance of death risk (Nilsson and
52 Bengtsson 2004a), prey location and catching (Huber 1978) and deterrence of predators (Smolanoff et
53 al. 1975). Some chemical compounds excreted by soil animals have hormonal properties which
54 stimulate the growth of plants and their resistance against stress factors and pathogens (Puga-Freitas
55 and Blouin 2015). All these chemical signals are known as semiochemicals and are classified into two
56 broad classes depending on their intra- or interspecific action. Pheromones are intraspecific
57 compounds capable of acting outside the body of the secreting individual to impact the behaviour of a
58 receiving individual of the same species (Karlson and Lüscher 1959). These chemical signals allow

59 individuals of the same species to interact between them in the course of aggregation (aggregation
60 pheromones), mating (sex pheromones) or by signalling a risk (alarm pheromones) (Wilson and
61 Bossert 1963; Shorey 1973). Conversely, allelochemicals are interspecific molecules that are grouped
62 according to the benefits they provide to both producer and receiver. Allomones, kairomones and
63 synomones are produced by a given species and act on another species (Sbarbati and Osculati 2006).
64 They are favourable either to the producer (allomones, e.g. repulsive odours) or to the receiver
65 (kairomones, e.g. fungal odours), or to both of them (synomones).

66 Springtails (Collembola) are among the most widespread and abundant groups of soil
67 arthropods (20,000 to 400,000 individuals.m²), and as such they impact ecosystem functioning
68 (Seastedt 1984; Hopkin 1997). They have long been considered as insects, but now belong to a
69 separate taxonomic class. Collembola are phylogenetically sisters of other hexapods, which comprise
70 mainly the insects. They are divided into four orders: Entomobryomorpha (~4000 known species),
71 Poduromorpha (~3300 species), Symphypleona (~1200 species) and Neelipleona (~50 species). These
72 microarthropods (0.25–3 mm in length) live mainly, but not exclusively, in soil and litter. The main
73 role of Collembola is the decomposition of organic matter and the recycling of nutrients that can
74 subsequently be taken up by plants (De Vries et al. 2013). They exert a direct action on organic matter
75 decomposition and recycling of nutrients through the consumption of litter. Indirect effects occur
76 through the regulation and dispersion of microorganisms (fungi and bacteria on which they feed),
77 which are responsible for the mineralization of organic matter. As the role of Collembola varies
78 according to species, the chemical communication regulating the interactions between Collembola
79 species indirectly impacts soil functioning (Bardgett and Van der Putten 2014).

80 Collembola are known for a long time for their aggregative behaviour (Glasgow 1939).
81 Aggregation is mediated by environmental heterogeneity (Poole 1961; Usher 1969), mass dispersal
82 (Lyford 1975), selection of proper habitats (Joosse 1970; Verhoef and Nagelkerke 1977; Salmon and
83 Ponge 1999; Auclerc et al. 2009) and food resources (Ponge 2000; Salmon 2004; Chauvat et al. 2014).
84 Evidence for the existence of sex (Waldorf 1974a) and aggregation pheromones (Mertens and

85 Bourgoignie 1977; Verhoef et al. 1977a, b) stimulated studies on olfactory signals involved in
86 communication between congeners and mates in an environment and a zoological group such as soil-
87 dwelling species where visual systems are rudimentary (Leinaas 1983; Pfander and Zettel 2004; Porco
88 et al. 2009). Remarkable fossils preserved in Early Cretaceous amber allow describing a courtship
89 behaviour in a Symphypleona and an aggregative behaviour in an Entomobryomorpha, thus
90 suggesting the presence of pheromones more than 105 Ma ago (Sánchez-García et al. 2018). However,
91 information on the importance of chemical communication for coexistence or avoidance and the
92 evolution of collembolan species is still scarce (Nilsson and Bengtsson 2004b, Wertheim et al. 2005).

93 Given the accumulated data it is now time to review the present state of knowledge on
94 chemical communication in Collembola, and make a prospect of ecological and evolutionary
95 perspectives.

96 **The use of pheromones, allomones and kairomones by Collembola**

97 Collembola are endowed with a strong sensitivity to olfactory signals. Receptors are mostly localized
98 on the antenna, in particular the two apical segments. This has been demonstrated directly by
99 anatomical investigations (Keil 1999; Kollmann et al. 2011), total and partial antennal amputations
100 (Waldorf 1976; Verhoef et al. 1977b), and indirectly by checking antennal cleaning behaviour
101 (Waldorf 1974b). However, the chemosensitivity of other cephalic organs like postantennal organs
102 cannot be excluded (Karuhize 1971; Altner and Thies 1976). Although this has not been demonstrated
103 as yet on these tiny arthropods, it can be postulated that the double nature of the antennae allows them
104 not only to detect chemical signals at distance, but also to evaluate the direction of the odour source
105 like in insects (Bell and Tobin 1982). This might explain directional movements towards preferred
106 food (Auclerc et al. 2010), as it has been observed in aboveground invertebrates (Schooley and Wiens
107 2003). Furthermore, pheromones produced by collembolans can also be diverted from their purpose
108 and used as kairomones by predators to detect their prey (Kielty et al. 1996).

109 **Aggregation pheromones**

110 Pheromones play a key role in the aggregation process of Collembola, such as in numerous other
111 arthropods (Ishii and Kuwahara 1967; Wertheim et al. 2005). They have been first evidenced by their
112 effects, e.g. the fact that a place previously conditioned by the presence of one or more individuals
113 becomes attractive to conspecifics (Mertens and Bourgoignie 1977; Verhoef et al. 1977a, b; Mertens et
114 al. 1979; Joosse and Koelman 1979). When extracted from a conditioned substrate with an appropriate
115 solvent, pheromones were able to reproduce the same phenomenon (Manica et al. 2001). However,
116 these experiments did not demonstrate that the molecules were remotely detected. In fact, erratic
117 movements of an animal may favour random encounters with conditioned places, upon which the
118 animal ceases to move: only contact (non-volatile) molecules are required in this type of chemical
119 signalling. Other experiments showed that individuals attracted and induced the aggregation of
120 conspecifics without any contact or visual signal, suggesting a volatile signal (Leonard and Bradbury
121 1984; Krool and Bauer 1987). Motility decreased then ceased totally at high concentration, i.e. at short
122 distance from conspecifics (Shorey 1973; Mertens and Bourgoignie 1977).

123 Aggregation pheromones have been evidenced in a large number of collembolan species
124 (Table 1), encompassing Poduromorpha and Entomobryomorpha living above or below ground in
125 various environments. Surprisingly, Neelipleona and Symphypleona are absent from this list, when
126 excluding short courtships displayed between sexual partners (Betsch-Pinot 1977; Kozłowski and Shi
127 2006).

128 Aggregation pheromones allow encounters between individuals of the same species in places
129 favourable for feeding (Barra and Christiansen 1975; Benoit et al. 2009), mating (Joosse 1970;
130 Verhoef and Nagelkerke 1977), moulting (Joosse and Verhoef 1974; Verhoef and Nagelkerke 1977)
131 and ovipositing (Verhoef and Nagelkerke 1977; Benoit et al. 2009). Aggregation in favourable micro-
132 niches is of paramount importance to limit water losses (Joosse 1970; Benoit et al. 2009). Limiting
133 water loss is more particularly required during moulting periods which happen repetitively all along
134 the life of Collembola (Verhoef and Nagelkerke 1977). Synchronized moulting controlled by chemical
135 communication has been demonstrated in group-living hypogastrurids (Leinaas 1983). It also appears

136 that species that are most sensitive to desiccation would be also most prone to aggregation (Joosse
137 1970, 1971). Awaiting further confirmation on a larger array of species, parthenogenetic species are
138 less prone to aggregation than sexual species (Chernova et al. 2010). Although aggregations
139 comprising different species are commonplace in Collembola (Poole 1961; Hale 1966; Benoit et al.
140 2009; Joosse 1970), only two cross-species attractions by pheromones have been demonstrated
141 (*Tomocerus minor* attracted to *Orchesella villosa* and *O. cincta*) out of the three interactions tested in
142 two independent studies (Verhoef et al. 1977a, Benoit et al. 2009).

143 Aggregation pheromones are produced by adults of both sexes (Verhoef et al. 1977a; Krool
144 and Bauer 1987), even during starvation (Verhoef 1984) and moulting periods (Verhoef and
145 Nagelkerke 1977; Verhoef et al. 1977a). Their production is negatively abundance-dependent
146 (Verhoef 1984). They are deposited on the substrate (Mertens and Bourgoignie 1977) and some of
147 them are seemingly volatile, being attractive at distance (Verhoef et al. 1977a; Leonard and Bradbury
148 1984; Krool and Bauer 1987; Manica et al. 2001; Nilsson and Bengtsson 2004b). They are emitted
149 through the intestine, as being found in the faeces (Verhoef 1984), but probably also through the
150 cuticle, as they were detected in extracts from entire uncrushed individuals (Benoit et al. 2009).

151 **Sex pheromones**

152 Sex pheromones are produced by females, conditioning the deposition of spermatophores by males
153 (Waldorf 1974a) and attracting them (Porco et al. 2009) while spermatophores produced by males are
154 also known to attract females (Zizzari et al. 2017). They are present in the cuticle (Porco et al. 2004,
155 2009) and in spermatophores (Zizzari et al. 2017). Sex pheromones are thought to mediate sexual
156 selection (Hedlund et al. 1990; Stam et al. 2002; Zizzari et al. 2009). Although still largely speculative
157 in the studied group, the idea of an evolutionary role of sex pheromones has been considered by
158 entomologists (Greenfield 1981; Symonds and Elgar 2008), but deeper research in this direction is
159 needed before clear hypotheses could emerge.

160 **Alarm pheromones and allomones**

161 Alarm pheromones have been recorded in a number of species, belonging to Poduromorpha,
162 Entomobryomorpha and Symphypleona (Table 2). They are emitted after rupture of the cuticle when
163 springtails die (necromones), or in the presence of predators. They elicit a dispersive behaviour of
164 conspecifics (Purrington et al. 1991; Nilsson and Bengtsson 2004a). Defence strategies vary according
165 to the taxonomic group considered. Some collembolan species have an aggregative behaviour in the
166 presence of a predator, while others move away from each other. This suggests various behavioural
167 effects of alarm pheromones (Negri 2004).

168 Predator-repulsive allomones have been shown to be emitted by podurid species, e.g.
169 *Ceratophysella denticulata* against a rove beetle (Bitzer et al. 2004), or the giant springtail
170 *Tetradotonphora bielensis* against a ground beetle (Dettner et al. 1996). The emission of predator-
171 repulsive allomones occurs when predatory attack is simulated with a needle as in *Protaphorura lata*
172 (Usher and Balogun 1966). However, the odour of springtails may also be used by some of their
173 predators as a cue to catch them, such as in the ground beetle *Nebria brevicollis* (Kielty et al. 1996).

174 **Kairomones**

175 Preferences for some food items are known for a long time (Knight and Angel 1967). Despite a wide
176 array of food items potentially used by the same species, preferences may differ to a large extent
177 among species (Jørgensen et al. 2005; Ferlian et al. 2015). It has been shown that selection of or
178 attraction to preferred food can be mediated by olfaction. Indeed, it occurs in advance, and even in the
179 absence of tasting (Salmon and Ponge 2001; Staaden et al. 2011; Chauvat et al. 2014). Attraction to
180 preferred food is associated with directional and rapid movements towards the odour source upon
181 detection at a distance varying from 1 to 40 cm (Bengtsson et al. 1994; Salmon and Ponge 2001;
182 Auclerc et al. 2010). Attraction is followed by cessation of movement in the presence of food
183 (Westerberg et al. 2008).

184 Microcosm experiments demonstrated that fungal strains are preferred or avoided when their
185 odour is attractive or repellent, respectively (Bengtsson et al. 1988; Hedlund et al. 1995; Sadaka-
186 Laulan et al. 1998). They also demonstrated that discrimination between preferred and discarded

187 fungal colonies is mediated by secondary metabolites (Staadén et al. 2011). Preferred fungal strains
188 maximize fitness parameters, with the exception of a few erroneous choices (Sadaka-Laulan et al.
189 1998; Heděnc et al. 2013). The volatile compounds present in the odour of preferred fungal strains
190 were isolated and tested. An attractive effect of some specific compounds was demonstrated on the
191 onychiurid *Protaphorura armata* (Bengtsson et al. 1991). A strong influence of fungal defence
192 chemicals on the aggregative behaviour of the fungus-feeding *Folsomia candida* has also been shown
193 by using wild-type fungi and modified strains lacking the ability to secrete secondary metabolites
194 (Stötefeld et al. 2012).

195 Collembolan olfactory cues are also provided by mosses. A win-win process is mediated by
196 moss volatile compounds which act as kairomones. They increase moss fertilization success by
197 favouring collembolan search for preferred habitat (Gerson 1969) and even for preferred food,
198 although it has not been proven that sperm cells can act as a reward (Rosenstiel et al. 2012).
199 Kairomones are also emitted by leaf litter, repellence to the collembolan *Sinella coeca* being induced
200 by isoprene (2-methylbuta-1,3-diene) (Michelozzi et al. 1997). Repellence mediated by the smell of
201 artificial compounds, such as the herbicide 2,4,5-T (2,4,5-trichlorophenoxyacetic acid), has also been
202 demonstrated in *Onychiurus quadriocellatus* (Eijsackers 1978). The odour of soil animals, e.g.
203 earthworm themselves and their excreta, can be perceived at distance and used as a cue to find proper
204 food and habitat, including protection from predators (Salmon and Ponge 2001; Salmon 2001, 2004;
205 Salmon et al. 2005).

206 All these results point to a fundamental role of chemical communication in the functional
207 relationships between soil organisms (DeAngelis 2016) and co-adaptation experiments even suggest
208 that they could play a key role in the co-evolution between insects and fungi (Biedermann et al. 2019).
209 It is here suggested that attractive, neutral and repellent odours could explain the so-called ‘home-field
210 advantage hypothesis’, i.e. the optimization of litter decomposition when decomposers are processing
211 litter in their own habitat (Perez et al. 2013; Austin et al. 2014; Veen et al. 2015). They could also
212 explain ‘natal habitat preference induction’, i.e. the propensity of animal species to disperse in an
213 environment that contains stimuli similar to those found in their original environment (Stamps and

214 Swaisgood 2007).

215 **Composition of collembolan semiochemicals**

216 Most insect pheromones are made of mixtures of various molecules, the proportion of which varies
 217 among species and within and among populations of the same species (Wertheim et al. 2005; Symonds
 218 and Elgar 2008). In various species, aggregation and sex pheromones are alcohols, esters, amino acids,
 219 fatty acids, aldehydes and ketones commonly linked to a hydrophobic alkyl chain. They are often
 220 derived from fatty acids, or from phenol (O'Connell 1986; Leal 1997; Tillman et al. 1999).

221 Recognition mechanisms based on insect pheromones are highly species-specific (Roelofs and Brown
 222 1982; De Bruyne and Baker 2008; Kaissling 2014). This suggests that in collembolan too, the ratio of
 223 chemical compounds found in pheromones allows a fine tuning between emitters and receptors (Bruce
 224 et al. 2005; Lei et al. 2013).

225 In Collembola, various compounds have been isolated among alarm pheromones and
 226 necromones (chemicals arising from dead individuals). Most of them are aromatic compounds and
 227 fatty acids (Purrington et al. 1991; Messer et al. 1999; Nilsson and Bengtsson 2004b). Some
 228 compounds commonly isolated from collembolan alarm pheromones, such as linoleic acid, have a
 229 wide spectrum of action, being accordingly repulsive to ants, aphids, beetles and woodlice (Greenway
 230 et al. 1978; Nijholt 1980; Howard and Blomquist 1982; Rollo et al. 1994). Three compounds have
 231 been isolated from collembolan repulsive allomones (Table 3). The onychiurids *T. bielensis*,
 232 *Deuteraphorura scotaria* and *Onychiurus circulans* were shown to excrete 2,3-dimethoxy-pyrido[2,3-
 233 b] pyrazine, a heterocyclic aromatic compound. However, the repellent effect of this molecule has
 234 only been observed in *T. bielensis*. Furthermore, all onychiurids do not produce this molecule, since
 235 it has not been found in *P. armata* (Dettner et al. 1996; Nilsson and Bengtsson 2004b). These
 236 compounds were identified in fluids excreted by secretory organs (pseudocella) and were not found in
 237 food and faeces (Dettner et al. 1996). The hypogastrurid *Ceratophysella denticulata* was shown to
 238 excrete 3-hydroxy-4,5-dimethoxybenzoic acid (DmHbA) and 4-hydroxy-3,5-dimethoxybenzoic acid,
 239 better known as syringic acid (Bitzer et al. 2004). These phenolic acids are known for their strongly

240 irritating properties (Hayashi et al. 1999). The strong resemblance between repellent substances
241 emitted by arthropods and allelochemicals produced by plants against herbivores (and other plants, i.e.
242 allelopathy) has been highlighted a long time ago (Smolanoff et al. 1975). It can be explained by the
243 use of plant semiochemicals as precursors of insect pheromones (Reddy and Guerrero 2004; Stökl and
244 Steiger 2017; Blomquist et al. 2010). Nevertheless, Malcicka et al. (2017, 2018) showed that, similar
245 to some other soil invertebrates, some collembolan species were able to synthesize de novo linoleic
246 acid, a common component of alarm pheromones, while other arthropods needed to get it from their
247 food. The attraction of males of *T. bielanensis* by the odour of females was shown to be mediated by
248 the polar fraction of cuticular extracts, e.g. fatty acids, ketones, alcohols and esters (Porco et al. 2009).
249 The (Z)-14-tricosenol hydrocarbon was shown to be the main volatile compound emitted by
250 spermatophores (spermatid capsules deposited on the substrate) of the entomobryid *Orchesella cincta*
251 (Zizzari et al. 2017). We did not find any study describing unambiguously the identification and
252 biological activity of aggregation pheromones isolated from collembolan extracts. The only exception
253 is a recent study in which potentially attractive cuticular extracts were isolated and fatty acids
254 proposed as the pheromones (Liu and Wu 2017). However, the authors neither demonstrated
255 unambiguously the role of the extracts in aggregation nor the emission or excretion of the compounds
256 in the environment. Hence in the conducted experiments, the extracted fatty acids could have been
257 dissolved from the animal body (Malcicka et al. 2017), making the results questionable. In the search
258 of necromones (repellent molecules), synthetic palmitic acid was shown to be attractive to *P. armata*
259 and was present in *P. armata*, *Folsomia candida*, *D. scotaria* and *O. circulans* (Nilsson and Bengtsson
260 2004a, b). However, these authors could not demonstrate that *P. armata* was attractive to *O. circulans*
261 and *D. scotaria*. It suggests that the sensitivity to a given concentration of palmitic acid can vary
262 according to species. Furthermore, fatty acids and fatty acid-related compounds (e.g. n-alkanes, n-
263 alcohols) are well-known as persistent components of soil organic matter (Marseille et al. 1999).
264 Consequently, distinguishing their potential role in aggregation phenomena is very challenging
265 (Baldock and Nelson 2000, Reiffarth et al. 2016).

266 Despite their lack of chemical identification, diverse solubility and polarity properties of some
267 collembolan aggregation pheromones have been established as yet. Those produced by *Hypogastrura*
268 *viatica* and *O. cincta* (Mertens et al. 1979) are soluble in water while those emitted by the semi-
269 aquatic *Anurida maritima* are insoluble in water but soluble in methanol (Manica et al. 2001).
270 Aggregation pheromones extracted from *Cryptopygus antarcticus* and *Friesea grisea* were more
271 soluble in methanol than in water and acetone, and were insoluble in hexane (Benoit et al. 2009).
272 Those extracted from *P. armata* and *F. candida* were soluble in cyclohexane, hexane or
273 dichloromethane (Nilsson and Bengtsson 2004a; Liu and Wu 2017). This wide range of polarities,
274 while pointing to a common poor solubility in water, highlights the diversity of chemical compounds
275 that can play a role as aggregation pheromones among collembolan species, as well as the difficulty to
276 establish an efficient and common protocol for their isolation. The chemical characterization of such
277 pheromones is still also challenging, most probably because there are produced at very low
278 concentration. This implies a high number of individuals necessary for pheromone collection (Benoit
279 et al. 2009). Olfactory attraction tests allowed deducing that aggregation pheromones are at least
280 composed of some volatile molecules, while the effect of non-volatile molecules acting by contact
281 cannot be excluded (Benoit et al. 2009). Given our knowledge of the chemical compositions of insect
282 pheromones, it can be reasonably hypothesized that collembolan pheromones should be also complex
283 mixtures of a broad range of chemical compounds (Wertheim et al. 2005).

284 **Ecological and evolutionary perspectives in chemical communication**

285 **among Collembola**

286 Given that our knowledge on chemical communication among arthropods is mainly based on insect
287 pheromones, we will present some ‘insect’ facts which should be of interest for future studies of
288 Collembola semiochemicals. Among the most attractive research directions we can identify (i) the
289 evolutionary point of view, and (ii) the roles played by the microbiota associated with springtails. The
290 metabolic potential of endo- and ectomicrobiota opens new tracks. Furthermore, some of the
291 molecules previously identified as springtail pheromones may possibly originate from the

292 microorganisms they host.

293 First, we question at which phylogenetic level olfactory signals vary, and whether they
294 intervene in speciation mechanisms. It is known that scarab beetles of the same genus share the same
295 sex pheromones (Leal 1997). This suggests that in this zoological group, speciation was allopatric and
296 mediated by natural geographic or temporal discontinuities. Inter-species pheromone interactions even
297 occur between species belonging to distinct insect orders, e.g. male wine flies responding to honey bee
298 queen sex pheromones (Croft et al. 2017). In butterflies there were strong discrepancies between
299 phylogenies based on morphological characters and those based on synthetic pathways of sex
300 pheromones (Dugdale 1997). Most of these data nevertheless suggest a strong phylogenetic
301 conservatism of sexual olfactory signals, as otherwise demonstrated in insect-plant interactions
302 (Futuyma and Mitter 1996).

303 Contrary to sex pheromones, variegated results were obtained with insect aggregation
304 pheromones. Despite preferences for conspecifics, cross-attraction between species belonging to
305 various families is known as an adaptive mechanism thought to enhance species coexistence (Vet
306 1999; Wertheim et al. 2005). Working with phylogenetic distances, Symonds and Elgar (2004)
307 showed that no links between morphologically- and chemically-based scolytid phylogenies could be
308 evidenced. On the contrary, a close relationship between both phylogenies was shown in drosophilids
309 (Symonds and Wertheim 2005). In the former case, random saltational shifts in chemical
310 communication systems, a typical case of punctuated equilibrium (Gould and Eldredge 1993), are
311 expected to favour sympatric speciation. In this case, like geographical or ecological isolation,
312 aggregation pheromones create behavioural barriers against gene flow (Baker 2002; Wertheim et al.
313 2005; Mendelson et al. 2014). In the latter case, phyletic gradualism is expected because of the
314 absence of selection pressure on aggregation pheromones, non-chemical cues being used in mate
315 assortment (Symonds and Wertheim 2005).

316 Despite the lack of large datasets allowing discerning evolutionary trends in Collembola, some
317 multi-species experiments deserve our attention. Positive as well as negative results of cross-repulsion

318 by necromones of another species were obtained (Purrington et al. 1991; Nilsson and Bengtsson
319 2004b). These results are not in favour of the existence of a phylogenetic signal related to necromones.
320 Thus, further research is needed on this question, especially on sex or aggregation pheromones, before
321 drawing straightforward conclusions. Multi-species attraction experiments in the order
322 Entomobryomorpha showed that *Tomocerus minor* (family Tomoceridae) was attracted by aggregation
323 pheromones of two species of *Orchesella* (family Entomobryidae), while *Orchesella* species were
324 only attracted by their conspecifics (Verhoef et al. 1977a). On the contrary, two co-occurring Antarctic
325 species, *Cryptopygus antarcticus* (Entomobryomorpha, family Isotomidae) and *Friesea grisea*
326 (Poduromorpha, family Neanuridae) did not reveal any cross-attraction (Benoit et al. 2009). The same
327 was observed for *P. armata* versus *O. circulans* and *D. scotaria*, all belonging to the same
328 Onychiuridae family in Poduromorpha (Nilsson and Bengtsson 2004b). To date, no research of cross-
329 attraction has been reported in Symphypleona and Neelipleona, the former displaying elaborate mating
330 courtships in many species. Clearly, all these results are insufficient to discern a pattern of attraction as
331 a function of the phylogenetic distance between species, since only one cross-attraction was observed
332 between species belonging to different families. Consequently inferring a general trend in the role of
333 chemical communication in collembolan species assembly rules and speciation is premature.
334 Nevertheless, the partial results so far obtained point to the existence of asymmetrical effects of
335 semiochemicals across species. Some species repel or attract other species, while the reverse does not
336 apply (species “1” repels or attracts species “2”, but species “2” does not repel or attract species “1”).
337 This might contribute to explain dominance effects in multi-species laboratory cultures (Christiansen
338 1967; Culver 1974; Christiansen et al. 1992; Walsh and Bolger 1993). Such mechanisms might also
339 explain the field co-occurrence (Benoit et al. 2009) or on the contrary segregation (Ponge 1973; Ponge
340 and Salmon 2013) of species sharing similar ecological requirements.

341 Some aspects of chemical communication, so far unquestioned within soil ecosystems, should
342 now deserve the attention of researchers. When several species are attracted to the same food or
343 habitat (Maraun et al. 2003; Staaden et al. 2011; Boulay et al. 2019), several events can occur
344 following the encounter instar. Both species can compete by using the same resource (exploitative

345 competition), or be expelled from each other (interference competition), or even one of them may kill
346 the other (egg predation, cannibalism). The sign (negative, positive, or nil) of pheromone interactions
347 between species might determine the fate of their encounters. Indifference, avoidance or attraction
348 might possibly act in advance of any contact or agonistic behaviour. Such a phenomenon cannot be
349 revealed in laboratory culture conditions where species are constrained to cohabit in a restricted space.
350 Positive or nil chemical interactions (between-species attraction or indifference, respectively) will
351 result in multi-species aggregations around the same food or habitat, in the former case with a
352 stabilizing mechanism according to Barot and Gignoux (2004). Conversely, negative interactions,
353 whether symmetrical or asymmetrical, will result in either niche shifts or checkerboard distributions,
354 according to different or similar ecological species requirements, respectively. A better knowledge of
355 chemical communication systems might thus contribute to explain fine-scale niche segregation
356 (Anderson 1978; Zhao et al. 2013) and competition-mediated over-dispersion of functional traits
357 (Widenfalk et al. 2016), as observed in soil samples, and then to finally resolve the famous “enigma of
358 soil animal species diversity” (Anderson 1975; Maraun et al. 2003; Wehner et al. 2016).

359 Finally, the development of our knowledge on the roles played by symbiotic and more largely
360 associated microorganisms in the biology, physiology and biochemistry of any organism, from plants
361 to mammals, thanks to metagenomics and metabolomics methods, opens avenues for further research
362 on springtail communication molecules. Furthermore, many of the molecules previously identified as
363 springtail pheromones are possibly originating from the microorganisms they host, rather than from
364 the springtails themselves.

365 Undoubtedly, the role of the Collembola-associated microbiota in intra- and interspecies
366 communication should be a major research field in the next decade. Until now, this role has been
367 scarcely explored in insect communication since the 1970's, and more actively since 2000 (Dillon and
368 Charnley 2002; Sharon et al. 2013). Gut microbiota appears as the most important insect-associated
369 microbial community, contributing to the production of sex or aggregation pheromones, or to the
370 insect defence. As an example, the gut microbiota of the desert locust *Schistocerca gregaria* was

371 shown to produce guaiacol and phenols having both antimicrobial and aggregation pheromone
372 functions (Dillon and Charnley 2002). Molecular defence in insects through their associated
373 microorganisms has been largely explored (for a review, see Van Arnam et al. 2018). On another side,
374 chemical studies point to the production of pyrazines as common communication molecules in many
375 organisms, including Collembola (Dettner et al. 1996; Nilsson and Bengtsson 2004b). This suggests
376 the possible involvement of the microbial compartment in animal chemical communication because
377 pyrazine molecules are synthesized by several bacterial species (Dickschat et al. 2005).

378 However, in springtails, these orientations are still nascent. Bahrndorff et al. (2018) described
379 the composition of the microbial communities associated with *Orchesella cincta* (Entomobryidae).
380 The results supported a functional role of the microbiota in the enzymatic digestion of food, in the
381 metabolism of aromatic amino acids that act as growth factors, and in soil metabolism including
382 decomposition processes and biodegradation. However, the search for a role in communication was
383 not a focus of the study.

384 **Conclusions and future research needs**

385 This review shows that the existence of aggregation, alarm and sex pheromones is unquestionable and
386 verified experimentally. However, the studies suffered from several difficulties in collecting enough
387 material for the identification of the molecules eliciting a signal. The small size of these animals, and
388 difficulties in rearing them, notably but not only for Symphypleona, may explain why collembolan
389 communication science does not make progress as fast as for other insects. Nothing is known on the
390 receptors involved although strong clues indicate that antennal organs would play a role (Kollmann et
391 al. 2011). It appears highly probable that given their phylogenetic position at the base of Hexapoda
392 (Giribet et al. 2004), Collembola would share with bristletails the absence of specialized olfactory
393 receptors (Missbach et al. 2014) to the benefit of generalized ionotropic receptors. Indeed, basal
394 hexapods are proposed to have ionotropic receptors in common with Crustacea (Corey et al. 2013).
395 Studies on antennal transcriptomes might solve this question.

396 The origin and kind of molecules involved in collembolan chemical communication needs
397 more attention to the methods used to extract them and experimentally reconstruct the processes in
398 play in aggregation, mating, foraging, and other behavioural responses. The origin of extracted
399 molecules should be clearly determined. Especially, it is crucial to know whether they are excreted in
400 the environment by the animal or not, and from which organ or compartment in the animal they arise.
401 The role of extracted and identified molecules should be unambiguously demonstrated. A simple and
402 instantaneous attraction does not mean that a given molecule enters mandatorily in the composition of
403 aggregation pheromones. These molecules have also to induce a decrease in motility and a clustering
404 of individuals in the course of time. As an example, fatty acids extracted from the body of *Folsomia*
405 *candida* and attracting *F. candida* (Liu and Wu 2017) are known to attract also other microarthropods
406 towards food sources such as bacteria (Brückner et al. 2018). Thus, all attractive molecules are not
407 necessarily pheromone components. Rather than yes/no sensitivity to a single compound, there are
408 clues in favour of the ability of Collembola to react quantitatively to chemical ‘fingerprints’, like this
409 has been shown to occur in other arthropods (Barata et al. 2002).

410 We also opened avenues in the evolutionary and functional importance of collembolan
411 chemical communication. More research on multi-species aggregation (versus segregation) might
412 throw light on the reasons why so many species contribute to similar or complementary functions in
413 the same soil sample (Bardgett 2002) while repeated sampling shows so much unexplained micro-
414 scale variation (Ims et al. 2004). Moreover, the roles that the associated microbial communities could
415 play in the production of collembolan semiochemicals may explain several discrepancies observed in
416 the results acquired until now, such as variations in the chemical nature of the main pheromone
417 components identified according to the location of collected individuals or their number (Benoit et al.
418 2009). It also appears that many of the results accumulated for the last 40 years would need being re-
419 examined in the light of analysing the composition and metabolic potential of the endo- and global
420 associated microbiota, using metagenomics and metabolomics. In this context it is clear that, taking
421 into-account the current methodological advances in analytical chemistry, massively parallel
422 sequencing technology (NGS) and the potential applications of signalling molecules in various

423 domains and particularly in agricultural ecology to reduce pest incidence (Beck et al 2018),
424 deciphering springtail communication strategies offers an extraordinary opportunity for future
425 multidisciplinary research.

426 **References**

- 427 Altner H, Thies G (1976) The postantennal organ: a specialized unicellular sensory input to the
428 protocerebrum in apterygotan insects (Collembola). *Cell Tissue Res* 167:97–110
- 429 Anderson JM (1975) The enigma of soil animal species diversity. In Vanek J (Ed) *Progress in soil*
430 *zoology*. Academia, Prague, pp 51–58
- 431 Anderson JM (1978) Competition between two unrelated species of soil Cryptostigmata (Acari) in
432 experimental microcosms. *J Anim Ecol* 47:787–803
- 433 Auclerc A, Libourel PA, Salmon S, Bels V, Ponge JF (2010) Assessment of movement patterns in
434 *Folsomia candida* (Hexapoda: Collembola) in the presence of food. *Soil Biol Biochem*
435 42:657–659
- 436 Auclerc A, Ponge JF, Barot S, Dubs F (2009) Experimental assessment of habitat preference and
437 dispersal ability of soil springtails. *Soil Biol Biochem* 41:1596–1604
- 438 Austin AT, Vivanco L, González-Arzac A, Pérez LI (2014) There's no place like home ? An
439 exploration of the mechanisms behind plant litter-decomposer affinity in terrestrial
440 ecosystems. *New Phytol* 204:307–314
- 441 Bais HP, Weir TL, Perry LG, Gilroy S, Vivanco JM (2006) The role of root exudates in rhizosphere
442 interactions with plants and other organisms. *Ann Rev Plant Biol* 57:233–266
- 443 Baker TC (2002) Mechanism for saltational shifts in pheromone communication systems. *Proc Natl*
444 *Acad Sci USA* 99:13368–13370
- 445 Baldock JA, Nelson PN (2000) Soil organic matter. In Sumner ME et al. (eds) *Handbook of soil*

- 446 science. CRC Press, Boca Raton, pp B25–B84
- 447 Barata EN, Mustaparta H, Pickett JA, Wadhams LJ, Araujo J (2002) Encoding of host and non-host
448 plant odours by receptor neurones in the eucalyptus woodborer, *Phoracantha semipunctata*
449 (Coleoptera: Cerambycidae). *J Comp Physiol A* 188:121–133
- 450 Bahrndorff, S, De Jonge N, Hansen JK, Lauritzen JMS, Spanggaard LH, Sorensen MH, Yde M,
451 Nielsen JL (2018) Diversity and metabolic potential of the microbiota associated with a soil
452 arthropod. *Sci Reports* 8:2491
- 453 Bardgett RD (2002) Causes and consequences of biological diversity in soil. *Zoology* 105:367–374
- 454 Bardgett RD, Van der Putten WH (2014) Belowground biodiversity and ecosystem functioning.
455 *Nature* 515:505–511
- 456 Barot, S, Gignoux J (2004) Mechanisms promoting plant coexistence: can all the proposed processes
457 be reconciled? *Oikos* 106:185–192
- 458 Barra JA, Christiansen K (1975) Experimental study of aggregations during the development of
459 *Pseudosinella impediens* (Collembola, Entomobryidae). *Pedobiologia* 15:343–347
- 460 Beck JJ, Alborn HT, Block AK, Christensen SA, Hunter CT, Rering CC, Seidl-Adams I, Stuhl CJ,
461 Torto B, Tumlinson JH (2018) Interactions among plants, insects, and microbes: elucidation
462 of inter-organismal chemical communications in agricultural ecology. *J Agric Food Chem*
463 66:6663–6674
- 464 Bell WJ, Tobin TR (1982) Chemo-orientation. *Biol Rev Cambridge Phil Soc* 57:219–260
- 465 Bengtsson G, Erlandsson A, Rundgren S (1988) Fungal odour attracts soil Collembola. *Soil Biol*
466 *Biochem* 20:25–30
- 467 Bengtsson G, Hedlund K, Rundgren S (1991) Selective odor perception in the soil Collembola
468 *Onychiurus armatus*. *J Chem Ecol* 17:2113–2125

- 469 Bengtsson G, Hedlund K, Rundgren S (1994) Food- and density-dependent dispersal: evidence from a
470 soil collembolan. *J Anim Ecol* 63:513–520
- 471 Benoit JB, Elnitsky MA, Schulte GG, Lee RE Jr, Denlinger D.L (2009) Antarctic collembolans use
472 chemical signals to promote aggregation and egg laying. *J Insect Behav* 22:121–133
- 473 Bertness MD, Callaway R (1994) Positive interactions in communities. *Trends Ecol Evol* 9:191–193
- 474 Betsch-Pinot MC (1977) Les parades sexuelles primitives chez les Collemboles Symphypléones. *Rev*
475 *Ecol Biol Sol* 14:15–19
- 476 Biedermann PHW, De Fine Licht HK, Rohlf M (2019) Evolutionary chemo-ecology of insect-fungus
477 interactions: still in its infancy but advancing. *Fungal Ecol* 38:1–6
- 478 Bitzer C, Brasse G, Dettner K, Schulz S (2004) Benzoic acid derivatives in a hypogastrurid
479 collembolan: temperature-dependent formation and biological significance as deterrents. *J*
480 *Chem Ecol* 30:1591–1602
- 481 Blomquist GJ, Figueroa-Teran R, Aw M, Song MM, Gorzalski A, Abbott NL, Chang E, Tittiger C
482 (2010) Pheromone production in bark beetles. *Insect Biochem Mol Biol* 40:699–712
- 483 Blouin M, Zuily-Fodil Y, Pham-Thi AT, Laffray D, Reversat G, Pando A, Tondoh J, Lavelle P (2005)
484 Belowground organism activities affect plant aboveground phenotype, inducing plant
485 tolerance to parasites. *Ecol Lett* 8:202–208
- 486 Bonkowski M (2004) Protozoa and plant growth: the microbial loop in soil revisited. *New Phytol*
487 162:617–631
- 488 Boulay J, Aubernon C, Ruxton GD, Hédouin V, Deneubourg JL, Charabidzé V (2019) Mixed-species
489 aggregations in arthropods. *Insect Sci* 26:2–19
- 490 Bruce TJA, Wadhams LJ, Woodcock CM (2005) Insect host location: a volatile situation. *Trends Plant*
491 *Sci* 10:269–274

- 492 Brückner A, Schuster R, Smit T, Pollierer MM, Schäffler I, Heethoff M (2018) Track the snaff:
493 olfactory cues shape foraging behaviour of decomposing soil mites (Oribatida). *Pedobiologia*
494 66:74–80
- 495 Callaway RM (2002) The detection of neighbors by plants. *Trends Ecol Evol* 17:104–105
- 496 Callaway RM, Brooker RW, Choler P, Kikvidze Z, Lortie CJ, Michalet R, Paolini L, Pugnaire FI,
497 Newingham B, Aschehoug ET, Armas C, Kikodze D, Cook BJ (2002) Positive interactions
498 among alpine plants increase with stress. *Nature* 417:844–848
- 499 Chauvat M, Perez G, Ponge JF (2014) Foraging patterns of soil springtails are impacted by food
500 resources. *Appl Soil Ecol* 82:72–77
- 501 Chernova NM, Potapov MB, Savenkova YY, Bokova AI (2010) Ecological significance of
502 parthenogenesis in Collembola. *Entomol Rev* 90:23–38
- 503 Christiansen K (1967) Competition between collembolan species in culture jars. *Rev Ecol Biol Sol*
504 4:439–462
- 505 Christiansen K, Doyle M, Kahlert M, Gobaleza D (1992) Interspecific interactions between
506 collembolan populations in culture. *Pedobiologia* 36:274–286
- 507 Combès A, Ndoye I, Bance C, Bruzaud J, Djediat C, Dupont J, Nay B, Prado S (2012) Chemical
508 communication between the endophytic fungus *Paraconiothyrium variabile* and the
509 phytopathogen *Fusarium oxysporum*. *PLoS ONE* 7:e47313
- 510 Corey EA, Bobkov Y, Ukhanov K, Ache BW (2013) Ionotropic crustacean olfactory receptors. *PLoS*
511 *ONE* 8:e60551
- 512 Croft JR, Liu T, Camiletti AL, Simon AF, Thompson GJ (2017) Sexual response of male *Drosophila*
513 to honey bee queen mandibular pheromone: implications for generic studies of social insects. *J*
514 *Comp Physiol A* 203:143–149

- 515 Culver D (1974) Competition between Collembola in a patchy environment. *Rev Ecol Biol Sol*
 516 11:533–540
- 517 DeAngelis KM (2016) Chemical communication connects soil food webs. *Soil Biol Biochem* 102:48–
 518 51
- 519 De Bruyn, M, Baker TC (2008) Odor detection in insects: volatile codes. *J Chem Ecol* 34:882–897
- 520 Dettner K, Scheuerlein A, Fabian P, Schulz S, Francke W (1996) Chemical defense of giant springtail
 521 *Tetrodonphora bielanensis* (Waga) (Insecta: Collembola). *J Chem Ecol* 22:1051–1074
- 522 De Vries FT, Thébault E, Liiri M, Birkhofer K, Tsiafouli MA, Bjørnlund L, Bracht Jørgensen H,
 523 Brady MV, Christensen S, De Ruiter PC, D’Hertefeldt T, Frouz J, Hedlund K, Hemerik L, Hol
 524 WHG, Hotes S, Mortimer SR, Setälä H, Sgardelis SP, Uteseny K, Van der Putten WH,
 525 Wolters V, Bardgett RD (2013) Soil food web properties explain ecosystem services across
 526 European land use systems. *Proc Natl Acad Sci USA* 110:14296–14301
- 527 Dickschat JS, Reichenbach H, Wagner-Dobler I, Schulz S (2005) Novel pyrazines from the
 528 myxobacterium *Chondromyces crocatus* and marine bacteria. *Eur J Org Chem* 4141–4153
- 529 Dillon R, Charnley K (2002) Mutualism between the desert locust *Schistocerca gregaria* and its gut
 530 microbiota. *Res Microbiol* 153:503–509
- 531 Dugdale JS (1997) Pheromone and morphology-based phylogenies in New Zealand tortricid moths. In
 532 Carde RT, Minks AK (eds) *Insect pheromone research: new directions*. Chapman and Hall,
 533 London, pp 463–472
- 534 Eijsackers H (1978) Side effects of the herbicide 2,4,5-T affecting mobility and mortality of the
 535 springtail *Onychiurus quadriocellatus* Gisin (Collembola). *Z Angew Entomol* 86:349–372
- 536 Ferlian O, Klärner B, Langeneckert AE, Scheu S (2015) Trophic niche differentiation and utilisation
 537 of food resources in collembolans based on complementary analyses of fatty acids and stable
 538 isotopes. *Soil Biol Biochem* 82:28–35

- 539 Futuyma DJ, Mitter C (1996) Insect-plant interactions: the evolution of component communities. *Phil*
 540 *Trans R Soc London B* 351:1361–1366
- 541 Gerson U (1969) Moss-arthropod associations. *Bryologist* 72:495–500
- 542 Giribet G, Edgecombe GD, Carpenter JM, D’Haese C, Wheeler WC (2004) Is *Ellipura* monophyletic?
 543 A combined analysis of basal hexapod relationships with emphasis on the origin of insects.
 544 *Organ Divers Evol* 4: 319–340
- 545 Glasgow JP (1939) A population study of subterranean soil Collembola. *J Anim Ecol* 8:323–353
- 546 Gould SJ, Eldredge N (1993) Punctuated equilibrium comes of age. *Nature* 366:223–227
- 547 Greenfield MD (1981) Moth sex pheromones: an evolutionary perspective. *Florida Entomol* 64:4–17
- 548 Greenway AR, Griffiths DC, Lloyd SL (1978) Response of *Myzus persicae* to components of aphid
 549 extracts and to carboxylic acids. *Entomol Exp Appl* 24:369–374
- 550 Hale WG (1966) A population study of moorland Collembola. *Pedobiologia* 6:65–99
- 551 Hayashi M, Nakamura Y, Higashi K, Kato H, Kishida F, Kaneko H (1999) A quantitative structure-
 552 activity relationship study of the skin irritation potential of phenols. *Toxicol Vitro* 13:915–922
- 553 Heděnc P, Radochová P, Nováková A, Kaneda S, Frouz J (2013) Grazing preference and utilization
 554 of soil fungi by *Folsomia candida* (Isotomidae: Collembola). *Eur J Soil Biol* 55:66–70
- 555 Hedlund K, Bengtsson G, Rundgren S (1995) Fungal odour discrimination in two sympatric species of
 556 fungivorous collembolans. *Funct Ecol* 9:869–875
- 557 Hedlund K, Ek H, Gunnarsson T, Svegborn C (1990) Mate choice and male competition in *Orchesella*
 558 *cincta* (Collembola). *Experientia* 46:524–526
- 559 Hopkin SP (1997) *Biology of the springtails (Insecta: Collembola)*. Oxford University Press, Oxford
- 560 Howard RW, Blomquist GJ (1982) Chemical ecology and biochemistry of insect hydrocarbons. *Ann*

- 561 Rev Entomol 27:149–172
- 562 Huber I (1978) Prey attraction and immobilization by allomone from nymphs of *Womersia*
563 *strandtmanni* (Acarina: Trombiculidae). *Acarologia* 20:112–115
- 564 Ims RA, Leinaas HP, Coulson S (2004) Spatial and temporal variation in patch occupancy and
565 population density in a model system of an arctic Collembola species assemblage. *Oikos*
566 105:89–100
- 567 Ishii S, Kuwahara Y (1967) An aggregation pheromone of the German cockroach *Blattella germanica*
568 L. (Orthoptera: Blattellidae). I. Site of the pheromone production. *Appl Entomol Zool* 2:203–
569 217
- 570 Joesse ENG (1970) The formation and biological significance of aggregations in the distribution of
571 Collembola. *Netherl J Zool* 20:299–314
- 572 Joesse ENG (1971) Ecological aspects of aggregation in Collembola. *Rev Ecol Biol Sol* 8:91–97
- 573 Joesse ENG, Koelman TACM (1979) Evidence for the presence of aggregation pheromones in
574 *Onychiurus armatus* (Collembola), a pest insect in sugar beet. *Entomol Exp Appl* 26:197–201
- 575 Joesse ENG, Verhoef HA (1974) On the aggregational habits of surface dwelling Collembola.
576 *Pedobiologia* 14:245–249
- 577 Jørgensen HB, Johansson T, Canbäck B, Hedlund K, Tunlid A (2005) Selective foraging of fungi by
578 collembolans in soil. *Biol Lett* 1:243–246
- 579 Jousset A, Scheu S, Bonkowski M (2008) Secondary metabolite production facilitates establishment of
580 rhizobacteria by reducing both protozoan predation and the competitive effects of indigenous
581 bacteria. *Functional Ecology* 2008:714–719
- 582 Kaissling KE (2014) Pheromone reception in insects: the example of silk moths. In: Mucignat-Caretta
583 C (ed.) *Neurobiology of chemical communication*. CRC Press, Boca Raton, FL, pp 99–146

- 584 Karlson P, Luscher M (1959) Pheromones: new term for a class of biologically active substances.
585 Nature 183:55-56
- 586 Karuhize GR (1971) The structure of the postantennal organ in *Onychiurus sp.* (Insecta: Collembola)
587 and its connection to the central nervous system. *Z Zellforsch Mikroskop Anatomie* 118:263–
588 282
- 589 Keil TA (1999) Morphology and development of the peripheral olfactory organs. In: Hansson BS (ed),
590 Insect olfaction. Springer Nature, Stuttgart, pp 5–47
- 591 Kieilty JP, Allen-Williams LJ, Underwood N, Eastwood EA (1996) Behavioral responses of three
592 species of ground beetle (Coleoptera: Carabidae) to olfactory cues associated with prey and
593 habitat. *J Insect Behav* 9:237–250
- 594 Knight CB, Angel RA (1967) A preliminary study of the dietary requirements of *Tomocerus*
595 (Collembola). *Am Midl Nat* 77:510–517
- 596 Kollmann M, Huetteroth W, Schachtner J (2011) Brain organization in Collembola (springtails).
597 *Arthropod Struct Develop* 40:304–316
- 598 Kozlowski MW, Shi AX (2006) Ritual behaviors associated with spermatophore transfer in
599 *Deuterostminthurus bicinctus* (Collembola: Bourletiellidae). *J Ethol* 24:103–109
- 600 Krool S, Bauer T (1987) Reproduction, development, pheromone secretion in *Heteromurus nitidus*
601 Templeton 1835 (Collembola, Entomobryidae). *Rev Ecol Biol Sol* 24:187–195
- 602 Kuenen DJ, Nooteboom HP (1963) Olfactory orientation in some land-isopods (Oniscoidea,
603 Crustacea). *Entomol Exp Appl* 6:133–142
- 604 Laland KN, Boogert NJ (2010) Niche construction, co-evolution and biodiversity. *Ecol Econom*
605 69:731–736
- 606 Lavelle P, Spain A, Blouin M, Brown G, Decaëns T, Grimaldi M, Jiménez JJ, McKey D, Mathieu J,

- 607 Velasquez E, Zangerlé A (2016) Ecosystem engineers in a self-organized soil: a review of
608 concepts and future research questions. *Soil Sci* 181:91–109
- 609 Leach JE, Triplett LR, Argueso CT, Trivedi P (2017) Communication in the phytobiome. *Cell*
610 169:587–596
- 611 Leal WS (1997) Evolution of sex pheromone communication in plant-feeding scarab beetles. In Carde
612 RT, Minks AK (eds), *Insect pheromone research: new directions*. Chapman and Hall, London,
613 pp 505–513
- 614 Lei H, Chiu HY, Hildebrand JG (2013) Responses of protocerebral neurons in *Manduca sexta* to sex-
615 pheromone mixtures. *J Comp Physiol A* 199:997–1014
- 616 Leigh EG Jr, Rowell TE (1995) The evolution of mutualism and other forms of harmony at various
617 levels of biological organization. *Ecologie* 26:131–158
- 618 Leinaas HP (1983) Synchronized moulting controlled by communication in group-living Collembola.
619 *Science* 219:193–195
- 620 Leonard MA, Bradbury PC (1984) Aggregative behaviour in *Folsomia candida* (Collembola:
621 Isotomidae), with respect to previous conditioning. *Pedobiologia* 26:369–372
- 622 Liu J, Wu DH (2017) Chemical attraction of conspecifics in *Folsomia candida* (Collembola). *J Insect*
623 *Behav* 30:331–341
- 624 Lyford WH (1975) Overland migration of Collembola (*Hypogastrura nivicola* Fith) colonies. *Am*
625 *Midl Nat* 94:205–209
- 626 Malcicka M, Ruther J, Ellers J (2017) *De novo* synthesis of linoleic acid in multiple Collembola
627 species. *J Chem Ecol* 43:911–919
- 628 Malcicka M, Visser B, Ellers J (2018) An evolutionary perspective on linoleic acid synthesis in
629 animals. *Evolutionary Biology* 45, 15-26.

- 630 Manica A, McMeechan FK, Foster W.A (2001) An aggregation pheromone in the intertidal
631 collembolan *Anurida maritima*. Entomol Exp Appl 99:393–395
- 632 Maraun M, Martens H, Migge S, Theenhaus A, Scheu S (2003) Adding to the ‘enigma of soil animal
633 diversity’: fungal feeders and saprophagous soil invertebrates prefer similar food substrates.
634 Eur J Soil Biol 39:85–95
- 635 Marseille F, Disnar JR, Guillet B, Noack Y (1999) *n*-Alkanes and free fatty acids in humus and A1
636 horizons of soils under beech, spruce and grass in the Massif-Central (Mont-Lozère), France.
637 Eur J Soil Sci 50:433–431
- 638 Mendelson TC, Martin MD, Flaxman S (2014) Mutation-order divergence by sexual selection:
639 diversification of sexual signals in similar environments as a first step in speciation. Ecol Lett
640 17:1053–1066
- 641 Mertens J, Blancquaert JP, Bougoignie R (1979) Aggregation pheromone in *Orchesella cincta*
642 (Collembola). Rev Ecol Biol Sol 16:441–447
- 643 Mertens J, Bourgoignie R (1977) Aggregation pheromone in *Hypogastrura viatica* (Collembola).
644 Behav Ecol Sociobiol 2:41–48
- 645 Messer C, Dettner K, Schulz S, Francke W (1999) Phenolic compounds in *Neanura muscorum*
646 (Collembola, Neanuridae) and the role of 1,3-dimethoxybenzene as an alarm substance.
647 Pedobiologia 43:174–182
- 648 Michelozzi M, Raschi A, Tognetti R, Tosi L (1997) Eco-ethological analysis of the interaction
649 between isoprene and the behaviour of Collembola. Pedobiologia 41:210–214
- 650 Missbach C, Dweck HKM, Vogel H, Vilcinskas A, Stensmyr MC, Hansson BS, Grosse-Wilde E
651 (2014) Evolution of insect olfactory receptors. eLIFE 3:e02115
- 652 Negri I (2004) Spatial distribution of Collembola in presence and absence of a predator. Pedobiologia
653 48:585–588

- 654 Nijholt WW (1980) Pine oil and oleic acid delay and reduce attacks on logs by ambrosia beetles
655 (Coleoptera: Scolytidae). *Can Entomol* 112:199–204
- 656 Nilsson E, Bengtsson G (2004a) Death odour changes movement pattern of a Collembola. *Oikos*
657 104:509–517
- 658 Nilsson E, Bengtsson G (2004b) Endogenous free fatty acids repel and attract Collembola. *J Chem*
659 *Ecol* 30:1431–1443
- 660 O’Connell RJ (1986) Chemical communication in invertebrates. *Experientia* 42:232–241
- 661 Perez G, Aubert M, Decaëns T, Trap J, Chauvat M (2013) Home-Field Advantage: a matter of
662 interaction between litter biochemistry and decomposer biota. *Soil Biol Biochem* 67:245–254
- 663 Peters NK, Verma DPS (1990) Phenolic compounds as regulators of gene expression in plant-microbe
664 interactions. *Mol Plant-Microb Interact* 3:4–8
- 665 Pfander I, Zettel J (2004) Chemical communication in *Ceratophysella sigillata* (Collembola:
666 Hypogastruridae): intraspecific reaction to alarm substances. *Pedobiologia* 48:575–580
- 667 Ponge JF (1973) Application de l’analyse factorielle des correspondances à l’étude des variations
668 annuelles dans les populations de microarthropodes. *Bull Ecol* 4:319–327
- 669 Ponge JF (2000) Vertical distribution of Collembola (Hexapoda) and their food resources in organic
670 horizons of beech forests. *Biol Fertil Soils* 32:508–522
- 671 Ponge JF, Salmon S (2013) Spatial and taxonomic correlates of species and species trait assemblages
672 in soil invertebrate communities. *Pedobiologia* 56:129–136
- 673 Poole TB (1961) An ecological study of the Collembola in a coniferous forest soil. *Pedobiologia*
674 1:113–137
- 675 Porco D, Deharveng L, Gers C (2004) Sexual discrimination with cuticular lipids in *Schoetella*
676 *ununguiculata* (Tullberg, 1869) (Collembola: Hypogastruridae). *Pedobiologia* 48:581–583

- 677 Porco D, Deharveng L, Skarżyński D (2009) Sex pheromone in *Tetrodontophora bielanensis* (Waga,
678 1842) (Collembola: Onychiuridae): indirect reproduction mediated by cuticular compounds.
679 *Pedobiologia* 53:59–63
- 680 Prinzing A, Ozinga WA, Brändle M, Courty PE, Hennion F, Labandeira C, Parisod C, Pihain M,
681 Bartish IV (2017) Benefits from living together? Clades whose species use similar habitats
682 may persist as a result of eco-evolutionary feedbacks. *New Phytol* 213:66–82
- 683 Puga-Freitas R, Blouin M (2015) A review of the effects of soil organisms on plant hormone
684 signalling pathways. *Environ Exp Bot* 114:104–116
- 685 Purrington FF, Kendall PA, Bater JE, Stinner BR (1991) Alarm pheromone in a gregarious
686 poduromorph collembolan (Collembola: Hypogastruridae). *Great Lakes Entomol* 24:75–78
- 687 Reddy GVP, Guerrero A (2004) Interactions of insect pheromones and plant semiochemicals. *Trends*
688 *Plant Sci* 9:253–261
- 689 Reiffarth EL, Petticrew PN, Owens DA Lobb DG (2016) Sources of variability in fatty acid (FA)
690 biomarkers in the application of compound-specific stable isotopes (CSSIs) to soil and
691 sediment fingerprinting and tracing: a review. *Sci Total Environ* 565:8–27
- 692 Roelofs WL, Brown RL (1982) Pheromones and evolutionary relationships of Tortricidae. *Ann Rev*
693 *Ecol Syst* 13:395–422
- 694 Rollo CD, Czyzewska E, Borden JH (1994) Fatty acid necromones for cockroaches.
695 *Naturwissenschaften* 81:409–410
- 696 Rosenberg E, Zilber-Rosenberg I (2016) Microbes drive evolution of animals and plants: the
697 hologenome concept. *mBio* 7:e01395-15
- 698 Rosenstiel TN, Shortlidge EE, Melnychenko AN, Pankow JF, Eppley SM (2012) Sex-specific volatile
699 compounds influence microarthropod-mediated fertilization of moss. *Nature* 489:431–433

- 700 Sadaka-Laulan N, Ponge JF, Roquebert MF, Bury É, Boumezzough A (1998) Feeding preferences of
701 the collembolan *Onychiurus sinensis* for fungi colonizing holm oak litter (*Quercus*
702 *rotundifolia* Lam.). Eur J Soil Biol 34:179–188
- 703 Salmon S (2001) Earthworm excreta (mucus and urine) affect the distribution of springtails in forest
704 soils. Biol Fertil Soils 34:304–310
- 705 Salmon S (2004) The impact of earthworms on the abundance of Collembola: improvement of food
706 resources or of habitat? Biol Fertil Soils 40:323–333
- 707 Salmon S, Geoffroy JJ, Ponge JF (2005) Earthworms and Collembola relationships: effects of
708 predatory centipedes and humus forms. Soil Biol Biochem 37:487–495
- 709 Salmon S, Ponge JF (1999) Distribution of *Heteromurus nitidus* (Hexapoda, Collembola) according to
710 soil acidity: interactions with earthworms and predator pressure. Soil Biol Biochem 31:1161–
711 1170
- 712 Salmon S, Ponge JF (2001) Earthworm excreta attract soil springtails: laboratory experiments on
713 *Heteromurus nitidus* (Collembola: Entomobryidae). Soil Biol Biochem 33:1959–1969
- 714 Sánchez-García A, Peñalver E, Delclòs X, Engel MS (2018) Mating and aggregative behaviors among
715 basal hexapods in the Early Cretaceous. PLoS One 13:e0191669
- 716 Sanon A, Andrianjaka ZN, Prin Y, Bally R, Thioulouse J, Comte G, Duponnois R (2009) Rhizosphere
717 microbiota interferes with plant-plant interactions. Plant Soil 321:259–278
- 718 Sbarbati A, Osculati F (2006) Allelochemical communication in vertebrates: kairomones, allomones
719 and synomones. Cells Tissues Organs 183:206–219
- 720 Schooley RL, Wiens JA (2003) Finding habitat patches and directional connectivity. Oikos 102:559–
721 570
- 722 Seastedt TR (1984) The role of microarthropods in decomposition and mineralization process. Ann

- 723 Rev Entomol 29:25-46
- 724 Sharon G, Segal D, Ringo JM, Hefetz A, Zilber-Rosenberg I, Rosenberg E (2013) Commensal
725 bacteria play a role in mating preference of *Drosophila melanogaster*. Proc Natl Acad Sci
726 USA 110:4853-4853
- 727 Shorey HH (1973) Behavioural responses to insect pheromones. Ann Rev Entomol 18:349–380
- 728 Smolanoff J, Kluge AF, Meinwald J, McPhail A, Miller RW, Hicks K, Eisner T (1975) Polyzonimine:
729 a novel terpenoid insect repellent produced by a millipede. Science 188:734–736
- 730 Staaen S, Milcu A, Rohlf M, Scheu S (2011) Olfactory cues associated with fungal grazing intensity
731 and secondary metabolite pathway modulate Collembola foraging behaviour. Soil Biol
732 Biochem 43:1411–1416
- 733 Stachowicz JJ (2001) Mutualism, facilitation, and the structure of ecological communities. BioScience
734 51:235–246
- 735 Stam E, Isaaks A, Ernsting G (2002) Distant lovers: spermatophore deposition and destruction
736 behaviour by male springtails. J Insect Behav 15:253–268
- 737 Stamps JA, Swaisgood RR (2007) Someplace like home: experience, habitat selection and
738 conservation biology. Appl Anim Behav Sci 102:392–409
- 739 Stökl J, Steiger S (2017) Evolutionary origin of insect pheromones. Curr Opin Insect Sci 24:36–42
- 740 Stötefeld L, Scheu, S, Rohlf M (2012) Fungal chemical defence alters density-dependent foraging
741 behaviour and success in a fungivorous soil arthropod. Ecol Entomol 37:323–329
- 742 Symonds MRE, Elgar MA (2004) The mode of pheromone evolution: evidence from bark beetles.
743 Proc R Soc London B 271:839–846
- 744 Symonds MRE, Elgar M.A (2008) The evolution of pheromone diversity. Trends Ecol Evol 23:220–
745 228

- 746 Symonds MRE, Wertheim B (2005) The mode of evolution of aggregation pheromones in *Drosophila*
747 species. *J Evol Biol* 18:1253–1263
- 748 Taga ME, Bassler BL (2003) Chemical communication among bacteria. *Proc Natl Acad Sci USA*
749 100:14549–14554
- 750 Tillman JA, Seybold SJ, Jurenka RA, Blomquist G.J (1999) Insect pheromones: an overview of
751 biosynthesis and endocrine regulation. *Insect Biochem Mol Biol* 29:481–514
- 752 Usher MB (1969) Some properties of the aggregations of soil arthropods: Collembola. *J Anim Ecol*
753 38:607–622
- 754 Usher MB, Balogun RA (1966) A defence mechanism in *Onychiurus* (Collembola, Onychiuridae).
755 *Entomol Monthly Mag* 102:237–238
- 756 Van Arnem EB, Currie CR, Clardy J (2018) Defense contracts: molecular protection in insect-microbe
757 symbioses. *Chem Soc Rev* 47:1638–1651
- 758 Veen GF, Freschet GT, Ordonez A, Wardle DA (2015) Litter quality and environmental controls of
759 home-field advantage effects on litter decomposition. *Oikos* 124:187–195
- 760 Verhoef HA (1984) Releaser and primer pheromones in Collembola. *J Insect Physiol* 30:665–670
- 761 Verhoef HA, Nagelkerke CJ (1977) Formation and ecological significance of aggregations of
762 Collembola. *Oecologia* 31, 215–226.
- 763 Verhoef HA, Nagelkerke CJ, Joosse ENG (1977a) Aggregation pheromones in Collembola. *J Insect*
764 *Physiol* 23:1009–1013
- 765 Verhoef HA, Nagelkerke CJ, Joosse ENG (1977b) Aggregation pheromones in Collembola
766 (Apterygota): a biotic cause of aggregation. *Rev Ecol Biol Sol* 14:21–25
- 767 Vet LEM (1999) From chemical to population ecology: infochemical use in an evolutionary context. *J*
768 *Chem Ecol* 25:31–49

- 769 Waldorf ES (1974a) Sex pheromone in the springtail, *Sinella curviseta*. Environ Entomol 3:916–918
- 770 Waldorf ES (1974b) Variations in cleaning between the sexes of *Sinella coeca* (Collembola:
771 Entomobryidae). Psyche 81:254–257
- 772 Waldorf ES (1976) Antennal amputation in *Sinella curviseta* (Collembola: Entomobryidae). Ann
773 Entomol Soc Am 69:841–842
- 774 Wall DH, Moore J.C (1999) Interactions underground: soil biodiversity, mutualism, and ecosystem
775 processes. BioScience 49:109–117
- 776 Walsh MI, Bolger T (1993) Effects of diet on the interactions between *Hypogastrura denticulata*
777 Bagnall and *Onychiurus furcifer* Börner in laboratory cultures. Eur J Soil Biol 29:155–160
- 778 Wehner K, Norton RA, Blüthgen N, Heethoff M (2016) Specialization of Oribatid mites to forest
779 microhabitats: the enigmatic role of litter. Ecosphere 7:e01336
- 780 Wenke K, Kai M, Piechulla B (2010) Belowground volatiles facilitate interactions between plant roots
781 and soil organisms. Planta 231:499–506
- 782 Wertheim B, Van Baalen EJA, Dicke M, Vet LEM (2005) Pheromone-mediated aggregation in non-
783 social arthropods: an evolutionary ecological perspective. Ann Rev Entomol 50:321–346
- 784 Westerberg L, Lindström T, Nilsson E, Wennergren U (2008) The effect on dispersal from complex
785 correlations in small-scale movement. Ecol Modell 213:263–272
- 786 Widenfalk LA, Malmström A, Berg MP, Bengtsson J (2016) Small-scale Collembola community
787 composition in a pine forest soil: overdispersion in functional traits indicates the importance of
788 species interactions. Soil Biol Biochem 103:52–62
- 789 Wilson EO, Bossert WH (1963) Chemical communication among animals. Recent Prog Horm Res
790 19:673–716
- 791 Wisz MS, Pottier J, Kissling WD, Pellissier L, Lenoir J, Damgaard CF, Dormann, CF, Forchhammer

- 792 MC, Grytnes JA, Guisan A et al. (2013) The role of biotic interactions in shaping distributions
793 and realised assemblages of species: implications for species distribution modelling. *Biol Rev*
794 88:15–30
- 795 Zhao C, Griffin JN, Wu XW, Sun SC (2013) Predatory beetles facilitate plant growth by driving
796 earthworms to lower soil layers. *J Anim Ecol* 82:749–758
- 797 Zizzari ZV, Braakhuis A, Van Straalen NM, Ellers J (2009) Female preference and fitness benefits of
798 mate choice in a species with dissociated sperm transfer. *Anim Behav* 78:1261–1267
- 799 Zizzari ZV, Engl T, Lorenz S, Van Straalen NM, Ellers J, Groot AT (2017) Love at first sniff: a
800 spermatophore-associated pheromone mediates partner attraction in a collembolan species.
801 *Anim Behav* 124:221–227

802

803 **Table 1.** Observations of aggregation pheromones in collembolan species.

| Order | Superfamily | Species name | Literature source |
|-------------------|-----------------------------|--------------------------------|--|
| Poduromorpha | <i>Hypogastruridae</i> | <i>Hypogastrura viatica</i> | Mertens and Bourgoignie (1977) |
| | <i>Neanuridae</i> | <i>Anurida maritima</i> | Manica et al. (2001) |
| | <i>Neanuridae</i> | <i>Friesea grisea</i> | Benoit et al. (2009) |
| | <i>Onychiuridae</i> | <i>Protaphorura armata</i> | Joosse (1970), Joosse and Koelman (1979) |
| Entomobryomorpha | <i>Entomobryidae</i> | <i>Entomobrya nivalis</i> | Joosse (1970) |
| | <i>Entomobryidae</i> | <i>Heteromurus nitidus</i> | Krool and Bauer (1987) |
| | <i>Entomobryidae</i> | <i>Lepidocyrtus cyaneus</i> | Joosse (1970) |
| | <i>Entomobryidae</i> | <i>Orchesella cincta</i> | Mertens and Bourgoignie (1977), Verhoef et al. (1977a) |
| | <i>Entomobryidae</i> | <i>Orchesella villosa</i> | Verhoef et al. (1977a) |
| | <i>Tomoceridae</i> | <i>Tomocerus minor</i> | Joosse (1970), Verhoef et al. (1977a) |
| | <i>Isotomidae</i> | <i>Cryptopygus antarcticus</i> | Benoit et al. (2009) |
| | <i>Isotomidae</i> | <i>Folsomia candida</i> | Leonard and Bradbury (1984) |
| | <i>Isotomidae</i> | <i>Isotoma viridis</i> | Joosse (1970) |
| <i>Isotomidae</i> | <i>Isotomurus palustris</i> | Joosse (1970) | |

804

805

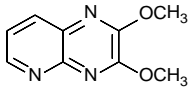
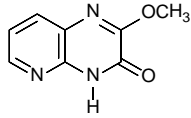
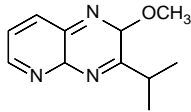
806 **Table 2.** Observations of alarm pheromones in collembolan species

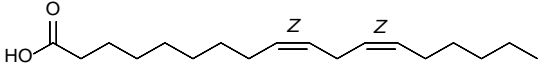
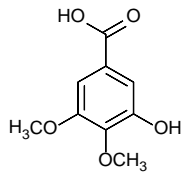
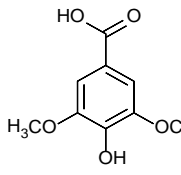
| Order | Superfamily | Species name | Literature source |
|------------------|--------------------|---------------------------------|--|
| Poduromorpha | Hypogastruridae | <i>Ceratophysella sigillata</i> | Pfander and Zettel (2004) |
| | Hypogastruridae | <i>Hypogastrura pannosa</i> | Purrington et al. (1991) |
| | Neanuridae | <i>Neanura muscorum</i> | Messer et al. (1999), Purrington et al. (1991) |
| | Onychiuridae | <i>Onychiurus encarpatus</i> | Purrington et al. (1991) |
| | Onychiuridae | <i>Protaphorura armata</i> | Nilsson and Bengtsson (2004) |
| Entomobryomorpha | Isotomidae | <i>Folsomia candida</i> | Purrington et al. (1991) |
| | Isotomidae | <i>Isotomurus bimus</i> | Purrington et al. (1991) |
| | Entomobryidae | <i>Lepidocyrtus pallidus</i> | Purrington et al. (1991) |
| Symphyleona | Katiannidae | <i>Sminthurinus elegans</i> | Purrington et al. (1991) |
| Neelipleona | Neelidae | <i>Megalothorax minimus</i> | Purrington et al. (1991) |

807

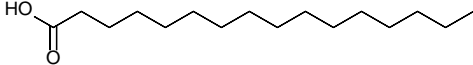
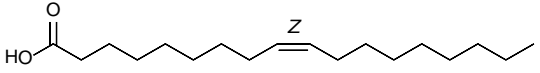
808

809 Table 3. Communication molecules in springtails, localization and proposed functions

| Collembola species (super-family) | Localization/ Organ | Function | Communication type | Molecule | Class of Molecule | Reference |
|--|------------------------|----------|---------------------|--|--------------------------|-----------------------|
| <i>Tetradotonphora bielensis</i> (Onychiuridae) | Pseudocells | Defense | Repulsive allomones | 2,3-dimethoxy-pyrido[2,3-b]pyrazine  | Pyridopyrazine alkaloids | Dettner et al. (1996) |
| | | | | 2-methoxy-4 <i>H</i> -pyrido[2,3-b]pyrazine-3-one (CAS Name : Pyrido[2,3-b]pyrazin-3(4H)-one, 2-methoxy-)  | | |
| | | | | 3-isopropyl-2-methoxypyrido[2,3-b]pyrazine (CAS Name : 2-Methoxy-3-(1-methylethyl)pyrido[2,3-b]pyrazine)  | | |

| | | | | | | |
|--|--|----------------|---------------------------|---|----------------------------|--------------------------------------|
| <p><i>Protaphorura armata</i></p> <p><i>Deuteraphorura scotaria</i></p> <p><i>Onychiurus circulans</i></p> <p>(Onychiuridae)</p> | <p>Unknown</p> <p>(whole body extract)</p> | <p>Defense</p> | <p>Necromone *</p> | <p>linoleic acid</p>  | <p>Fatty acids</p> | <p>Nilsson and Bengtsson (2004b)</p> |
| <p><i>Ceratophysella denticulata</i></p> <p>(Hypogastruridae)</p> | <p>Integument</p> | <p>Defense</p> | <p>Deterrent allomone</p> | <p>3-hydroxy-4,5-dimethoxybenzoic acid</p>  <p>4-hydroxy-3,5-dimethoxybenzoic acid (syringic acid)</p>  | <p>Phenolic acids</p> | <p>Bitzer et al. (2004)</p> |
| <p><i>Neanura muscorum</i></p> | <p>Hemolymph, eggs</p> | <p>Defense</p> | <p>Alarm pheromone</p> | <p>1,3-dimethoxybenzene</p> | <p>Phenolic derivative</p> | <p>Messer et al. (1999)</p> |

| | | | | | | |
|---|---------------------------------|------------------------|-------------------------|---|-------------|-------------------------------|
| (Neanuridae) | | | | | | |
| <i>Orchesella cincta</i> (Entomobryidae) | Male spermatophores | Female attractant | Sex pheromone | (Z)-14-tricosenol | Polyene | Zizzari et al. (2017) |
| <i>Protaphorura armata</i> <i>Onychiurus scotarius</i> <i>Onychiurus circulans</i> (Onychiuridae) <i>Folsomia candida</i> (Isotomidae) | Unknown (whole body extract) | Conspecific attractant | Aggregation pheromone* | palmitic acid | Fatty acid | Nilsson and Bengtsson (2004b) |
| <i>Folsomia candida</i> (Isotomidae) | Cuticle | Conspecific attractant | Aggregation pheromones* | Blend composed of: (Z)-11-hexadecenoic acid palmitic acid | Fatty acids | Liu and Wu (2017) |

| | | | | | | |
|--|--|--|--|---|--|--|
| | | | |  <chem>CCCCCCCCCCCCCCCC(=O)O</chem> oleic acid  <chem>CCCCCCCC=CCCCCCCC(=O)O</chem> | | |
|--|--|--|--|---|--|--|

810

*Repellent and attractant effects of linoleic and palmitic acid, respectively have been demonstrated only against *Protaphorura armata*

811