



Parental effects on survival and size variation in larvae of *Pseudoplatystoma punctifer* (Castelnau, 1855) reared in comunal situation

Diana Castro-Ruiz, Christian Fernandez, Werner Chota-Macuyama, Sophie Quéroutil, Fabrice Duponchelle, Carmen García-Dávila, Jean F Renno, María J Darias, Jesus Nuñez

► To cite this version:

Diana Castro-Ruiz, Christian Fernandez, Werner Chota-Macuyama, Sophie Quéroutil, Fabrice Duponchelle, et al.. Parental effects on survival and size variation in larvae of *Pseudoplatystoma punctifer* (Castelnau, 1855) reared in comunal situation. Red de investigacion sobre la ictiofauna amazonica : 4° coloquio internacional RIIA, Sep 2014, COCHABAMBA, Bolivia. 2015. hal-02144333

HAL Id: hal-02144333

<https://hal.science/hal-02144333>

Submitted on 30 May 2019

HAL is a multi-disciplinary open access archive for the deposit and dissemination of scientific research documents, whether they are published or not. The documents may come from teaching and research institutions in France or abroad, or from public or private research centers.

L'archive ouverte pluridisciplinaire **HAL**, est destinée au dépôt et à la diffusion de documents scientifiques de niveau recherche, publiés ou non, émanant des établissements d'enseignement et de recherche français ou étrangers, des laboratoires publics ou privés.

Parental effects on survival and size variation in larvae of *Pseudoplatystoma punctifer* (Castelnau, 1855) reared in comunal situation

Diana Castro-Ruiz^{1,3*}, Christian Fernández¹, Werner Chota-Macuyama^{1,3}, Sophie Querouil^{2,3}, Fabrice Duponchelle^{2,3}, Carmen García-Dávila^{1,3}, Jean F. Renno^{2,3}, María J. Darias^{2,3} & Jesús Núñez^{2,3}

¹Instituto de Investigaciones de la Amazonía Peruana (IIAP), Programa para el Uso y Conservación del Agua y sus Recursos (AQUAREC), Iquitos, Perú

²Institut de Recherche pour le Développement (IRD), UMR 207 BOREA, Montpellier, France

³Laboratoire Mixte Internationale – Evolution et Domestication de l'Ichtyofaune Amazonienne (LMI – EDIA), Iquitos, Perú

*dnacastro2003@yahoo.com

INTRODUCTION:

Pseudoplatystoma punctifer is a highly commercial Amazonian catfish due to its excellent flesh quality. Its good growth rate has made of this species an important resource for aquaculture in the Amazonia. Although captive-breeding methodology is well established under controlled conditions, large-scale aquaculture has not yet been implemented. The aim of this study was to evaluate the paternal effect on the survival and growth of the offspring of *P. punctifer* rearing in situation comunal.

METHODOLOGY:

Four progenies were obtained by combining the eggs of a single female and a pool of sperm from four males. They were raised in communal tanks at 28 ± 0.5 °C. All families were grown in a recirculating water system and feed from 3 days post fertilization (dpf) with artemia nauplii five times a day every 3 h from 07:30 to 19:30 hours. Mean total length (TL), differential viability and maximum index difference in size were calculated for each family on 3 sampling points (N = 50 in each sampling point) between 1 and 26 dpf (Figure 1) and analyzed by multivariate ANOVA.

RESULTS AND DISCUSSION

The results showed that at 4 hours after hatching (1dpf) there was a clear representation of two families and this was maintained until the end of the experiment (Figures 2 and 3). The first group comprised families 4 and 2 with a high number of individuals ($F4 = F2 = 46\%$ and 44%), the second group was formed by the families 3 and 1 that presented the lowest number of individuals ($F3 = F1 = 10\%$ and 6%). The formation of two groups (based on their viability) during the monitoring period reflected the genetic quality of the families. The group showing greater viability over the time, might indicate a good genetic quality of the male, whereas the group with lower viability may indicate a low genetic quality of the male. This results showed the importance of both breeders in the early life history of the offspring. Moreover, there was no significant variation on yolk sac volume between the four families ($p = 0,5871$) nor significant differences between variations of head length ($p=0,5295$) and head width ($p=0,4314$) nor total length ($p=0,6107$).

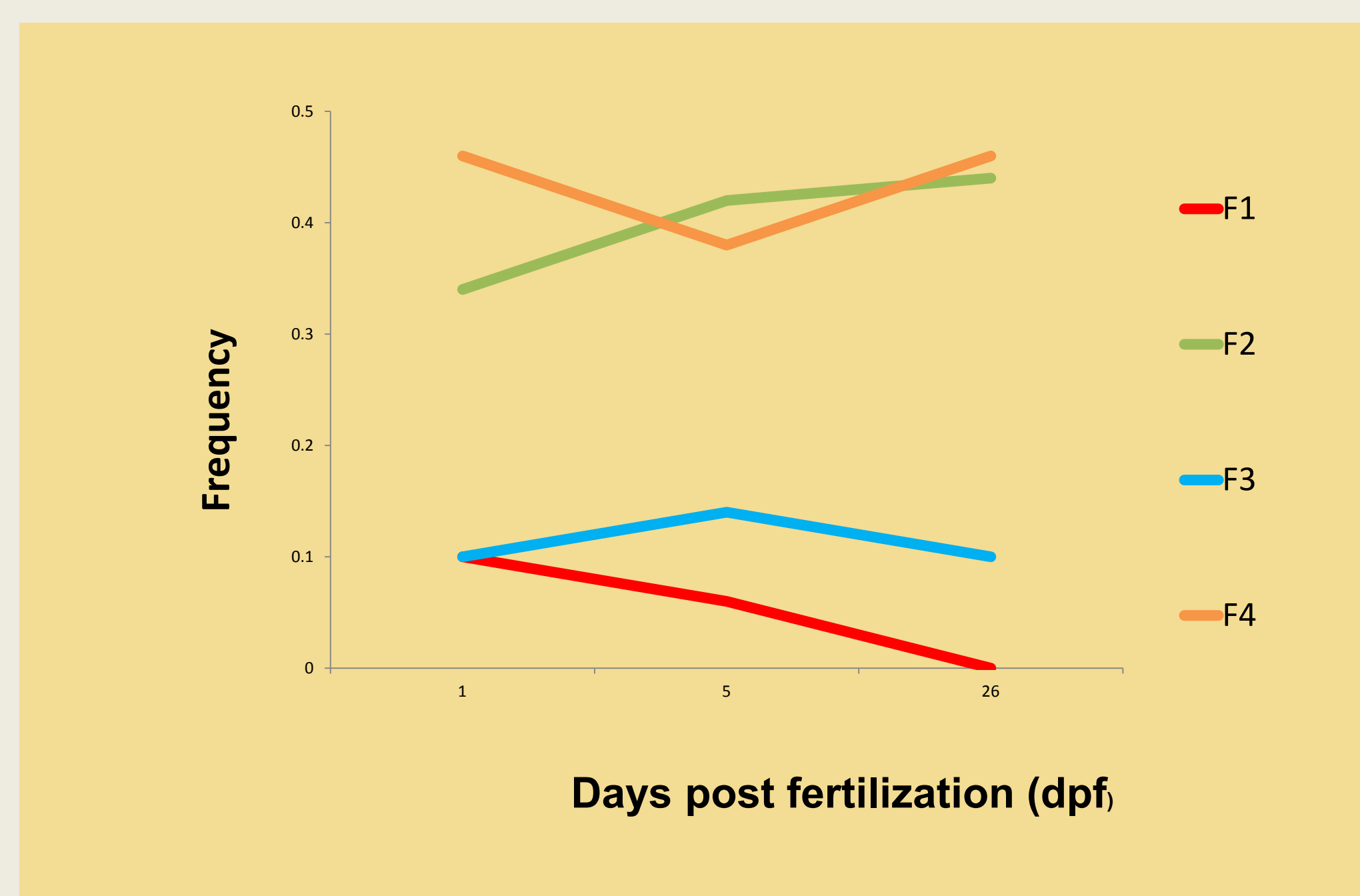


Figure 3: Evolution of the relative frequencies (viability) of the four offspring families of *Pseudoplatystoma punctifer* in communal breeding system.

Table 2: Indicators for maximum differences in size of the families *Pseudoplatystoma punctifer* at 26 dpf

Families	Range of variation		Mean	SD	C.V. (%)	Indicator size maximum difference
	Minimum	Maximum				
Family 2	13.2	18.1	16.2	1.3	8.2	1.4
Family 3	14.1	17.7	15.9	1.4	9.0	1.3
Family 4	13.8	19.8	16.6	1.4	8.5	1.4



Figure 1: Larvae of *Pseudoplatystoma punctifer* at 1 dpf, 5 dpf and 26 dpf

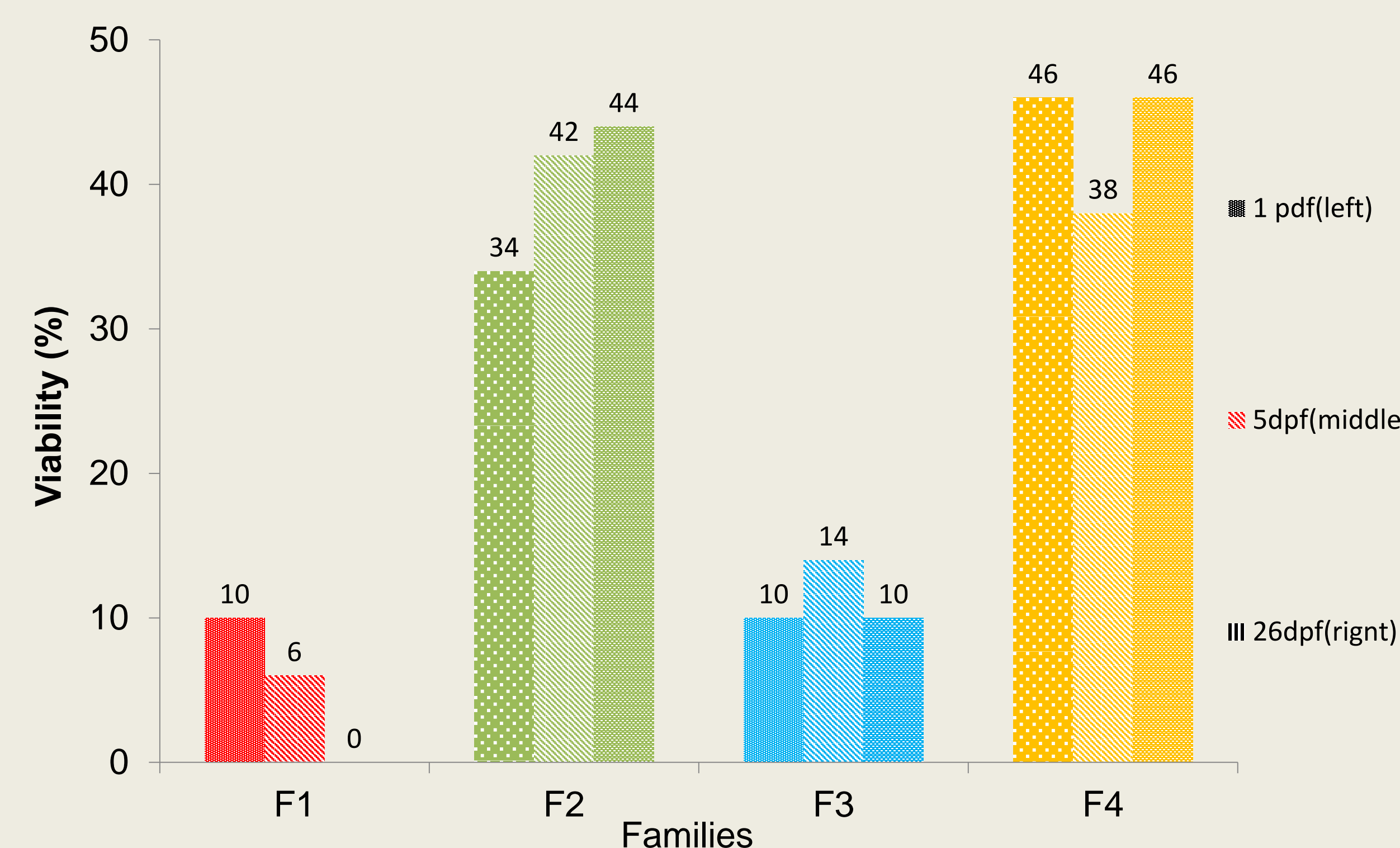


Figure 2: Contribution of each male to fertilization and offspring survival.

At 26 dpf, all families presented relatively homogeneous size of individuals, showing a low size variability as confirmed by the CV% (Table 2). Therefore the families there were no presence of individuals whose size is twice as large as the other (jumpers), which may develop cannibalistic behavior. In this experiment, not showed paternal contribution in the formation of jumpers.

There was no significant correlation between heterozygosity and total length. However, the progeny showed an inverse correlation between heterozygosity and viability; that is, the lower heterozygosity, the higher viability (Figure 3). This indicated that families with high level of heterozygosity do not necessarily have a good viability.

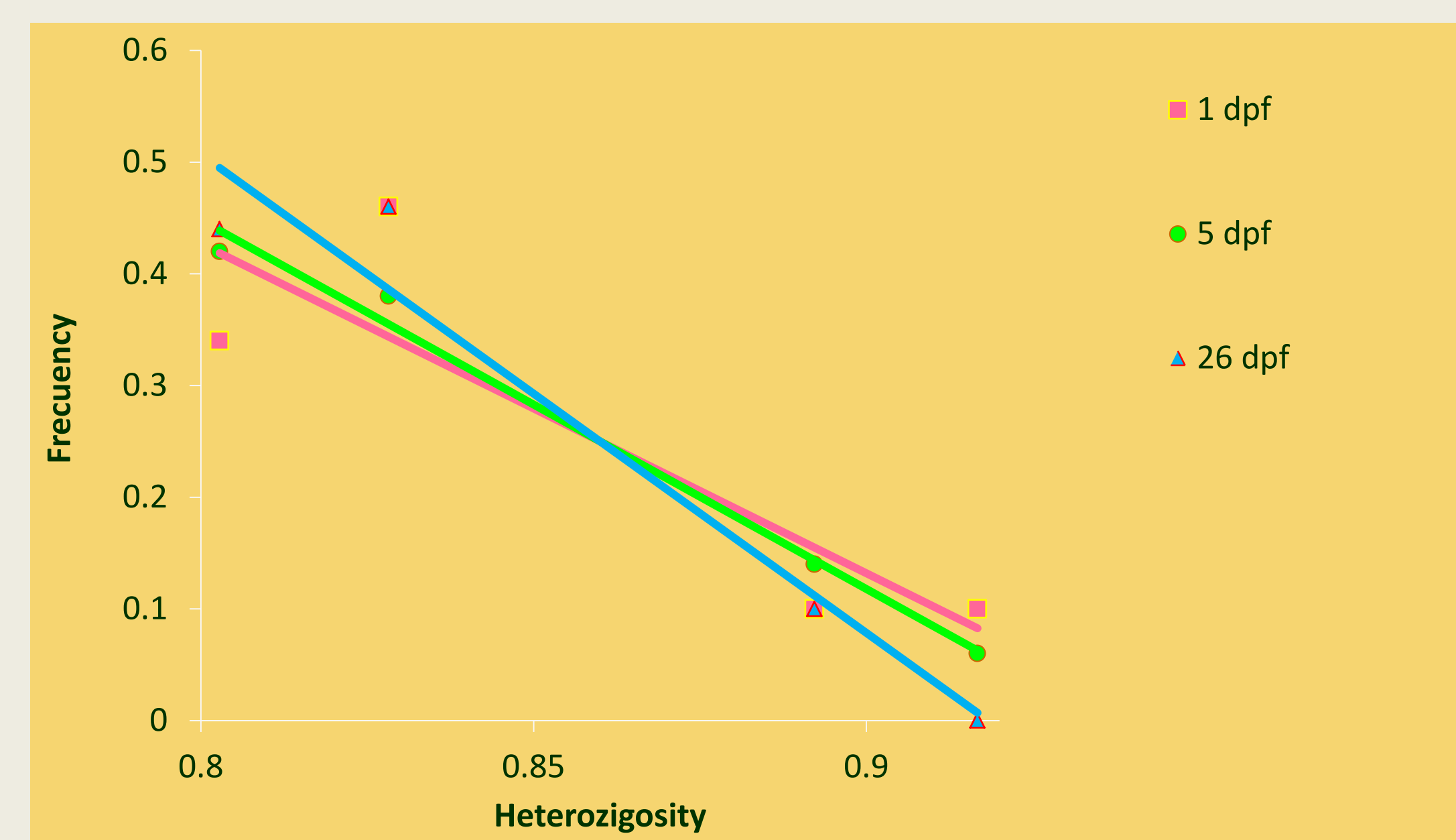


Figure 4: Linear regressions of heterozygosity vs. frequency (viability) for the three successive breeding periods 1 dpf, 5 dpf and 26 dpf

CONCLUSION:

The results of this study showed that male did not influence the range of variation in growth at early life stages (before 26 dpf), but there was evidence that they influenced the offspring viability.