



HAL
open science

Colossal barocaloric effects near room temperature in plastic crystals of neopentylglycol

P. Lloveras, A. Aznar, M. Barrio, Ph. Negrier, C. Popescu, A. Planes, L. Mañosa, E. Stern-Taulats, A. Avramenko, N. D Mathur, et al.

► **To cite this version:**

P. Lloveras, A. Aznar, M. Barrio, Ph. Negrier, C. Popescu, et al.. Colossal barocaloric effects near room temperature in plastic crystals of neopentylglycol. *Nature Communications*, 2019, 10 (1), pp.1803 (1-7). <10.1038/s41467-019-09730-9>. <hal-02141195>

HAL Id: hal-02141195

<https://hal.science/hal-02141195v1>

Submitted on 27 May 2019

HAL is a multi-disciplinary open access archive for the deposit and dissemination of scientific research documents, whether they are published or not. The documents may come from teaching and research institutions in France or abroad, or from public or private research centers.

L'archive ouverte pluridisciplinaire **HAL**, est destinée au dépôt et à la diffusion de documents scientifiques de niveau recherche, publiés ou non, émanant des établissements d'enseignement et de recherche français ou étrangers, des laboratoires publics ou privés.










HAL Authorization

ARTICLE

<https://doi.org/10.1038/s41467-019-09730-9>

OPEN

Colossal barocaloric effects near room temperature in plastic crystals of neopentylglycol

P. Lloveras ¹, A. Aznar¹, M. Barrio ¹, Ph. Negrier², C. Popescu ³, A. Planes⁴, L. Mañosa ⁴, E. Stern-Taulats⁵, A. Avramenko⁵, N.D. Mathur ⁵, X. Moya ⁵ & J.-Ll. Tamarit ¹

There is currently great interest in replacing the harmful volatile hydrofluorocarbon fluids used in refrigeration and air-conditioning with solid materials that display magnetocaloric, electrocaloric or mechanocaloric effects. However, the field-driven thermal changes in all of these caloric materials fall short with respect to their fluid counterparts. Here we show that plastic crystals of neopentylglycol (CH₃)₂C(CH₂OH)₂ display extremely large pressure-driven thermal changes near room temperature due to molecular reconfiguration, that these changes outperform those observed in any type of caloric material, and that these changes are comparable with those exploited commercially in hydrofluorocarbons. Our discovery of colossal barocaloric effects in a plastic crystal should bring barocaloric materials to the forefront of research and development in order to achieve safe environmentally friendly cooling without compromising performance.

¹Grup de Caracterització de Materials, Departament de Física, EEBE and Barcelona Research Center in Multiscale Science and Engineering, Universitat Politècnica de Catalunya, Eduard Maristany, 10-14, 08019 Barcelona, Catalonia, Spain. ²Université de Bordeaux, LOMA, UMR 5798, F-33400 Talence, France. ³CELLS-ALBA Synchrotron, E-08290 Cerdanyola del Vallès, Barcelona, Catalonia, Spain. ⁴Departament de Física de la Matèria Condensada, Facultat de Física, Universitat de Barcelona, Martí i Franquès 1, 08028 Barcelona, Catalonia, Spain. ⁵Department of Materials Science, University of Cambridge, Cambridge CB3 0FS, UK. Correspondence and requests for materials should be addressed to X.M. (email: xm212@cam.ac.uk) or to J.-L.T. (email: josep.lluis.tamarit@upc.edu)

Plastic crystals (PCs), also known as orientationally disordered crystals, are materials that lie at the boundary between solids and liquids¹. They are normally made of nearly spherical small organic molecules whose centres of mass form a regular crystalline lattice¹, unlike liquid crystals that normally comprise highly anisotropic organic molecules with no long-range positional order². The globular shape of these molecules provides little steric hindrance for reorientational processes, such that plastic crystals tend to be highly orientationally disordered away from low temperature³. This dynamical disordering often implies high plasticity under uniaxial stress, and hence the materials are known as plastic crystals⁴. On cooling, plastic crystals typically transform into ordered crystals (OCs) of lower volume via first-order phase transitions, whose latent heats arise primarily due to thermally driven large changes of orientational order, and this has led to proposals for passive thermal storage^{5,6}. Here we exploit commercially available samples of the prototypical plastic crystal neopentylglycol (NPG), i.e., 2,2-dimethyl-1,3-propanediol. This material is an alcoholic derivative of neopentane $C(CH_3)_4$ made from cheap abundant elements, and enjoys widespread use in industry as an additive in the synthesis of paints, lubricants and cosmetics.

We achieve colossal pressure-driven thermal changes (barocaloric effects) near room temperature that are an order of magnitude better than those observed in state-of-the-art barocaloric (BC) materials^{7–17} and comparable to those observed in the standard commercial hydrofluorocarbon refrigerant R134a¹⁸ (Table 1). Our BC effects are colossal because the first-order PC-OC transition displays an enormous latent heat that is accompanied by an enormous change in volume, such that moderate applied pressure is sufficient to yield colossal thermal changes via the reconfiguration of globular neopentylglycol molecules (whose steric hindrance is low³). Moreover, reversibility is achieved at temperatures above the hysteretic transition regime. Our higher operating pressures do not represent a barrier for applications because they can be generated by a small load in a large volume of material via a pressure-transmitting medium, e.g., using a vessel with a neck containing a driving piston, whose small area is compensated by its distance of travel. Therefore, our demonstration of colossal BC effects in commercially available plastic crystals should immediately open avenues for the development of safe and environmentally friendly solid-state refrigerants.

Results

PC-OC phase transition in NPG at atmospheric pressure. At room temperature and atmospheric pressure, NPG adopts an ordered monoclinic structure ($P2_1/c$) with four molecules per unit cell¹⁹ (Fig. 1a). On heating, the material undergoes a reversible structural phase transition to a cubic structure ($Fm\bar{3}m$) with four molecules per unit cell that adopt an orientationally disordered configuration at any typical instant²⁰ (Fig. 1a). The first-order structural phase transition yields sharp peaks in dQ/dT (Q is heat, T is temperature) recorded on heating and cooling (Fig. 1a), with a well-defined transition start temperature $T_0 \sim 314$ K on heating (Supplementary Fig. 1). By contrast, as a consequence of the nominally isothermal character of the PC-OC transition²¹, the temperature ramp rate influences the transition finish temperature on heating, and the transition start and finish temperatures on cooling (e.g., by up to ~ 5 K for $1\text{--}10$ K min^{-1} , Supplementary Fig. 1). Integration of the calorimetric peaks yields a large latent heat of $|Q_0| = 121 \pm 2$ kJ kg^{-1} on heating, and $|Q_0| = 110 \pm 2$ kJ kg^{-1} on cooling (Fig. 1a). These values of $|Q_0|$ are independent of the temperature ramp rate (Supplementary Fig. 1), and in good agreement with previous experimental values^{1,22,23} of $|Q_0| \sim 123\text{--}131$ kJ kg^{-1} .

Integration of $(dQ/dT)/T$ and C_p/T (Fig. 1b), permits the evaluation of entropy $S'(T) = S(T) - S(250\text{ K})$ over a wide temperature range (Fig. 1c), as explained in the Experimental Section (C_p is specific heat at atmospheric pressure). The large entropy change at the transition ($|\Delta S_0| \sim 383$ J K^{-1} kg^{-1} on heating and $|\Delta S_0| \sim 361$ J K^{-1} kg^{-1} on cooling) is in good agreement with previous experimental values^{1,21–23} of $|\Delta S_0| \sim 390\text{--}413$ J K^{-1} kg^{-1} . This large value of $|\Delta S_0|$ arises due to a non-isochoric order-disorder transition in molecular configurations, such that it exceeds values of $|\Delta S_0| \ll 100$ J K^{-1} kg^{-1} for first-order structural phase transitions associated with changes of ionic position^{24–27} and electronic densities of states^{24,27,28}. Consequently, the configurational degrees of freedom that are accessed via the non-isochoric order-disorder transition in our solid material yield entropy changes that compare favourably with those associated with the translational degrees of freedom accessed via solid-liquid-gas transitions in various materials²⁹, including the hydrocarbon fluids used for commercial refrigeration¹⁸.

Table 1 Barocaloric effects near first-order phase transitions

Compound	T [K]	$ \Delta S $ [J K^{-1} kg^{-1}]	$ p $ [GPa]	Reversible	Ref.
NPG	320	445	0.25	Yes	This work
NPG	320	500	0.52	Yes	This work
Ni _{49.26} Mn _{36.08} In _{14.66}	293	24	0.26	partially	7
LaFe _{11.35} O _{0.47} Si _{1.2}	237	8.6	0.20	partially	8
Gd ₅ Si ₂ Ge ₂	270	11	0.20	partially	9
Fe ₄₉ Rh ₅₁	308	12	0.25	partially	10
Mn ₃ GaN	285	22	0.14	partially	11
(MnNiSi) _{0.62} (FeCoGe) _{0.38}	330	70	0.27	yes	12
BaTiO ₃	400	1.6	0.10	yes	13
(NH ₄) ₂ SO ₄	219	60	0.10	yes	14
(NH ₄) ₂ SnF ₆	105	61	0.10	yes	15
[TPrA]Mn[dca] ₃	330	30	0.007	yes	16
AgI	390	60	0.25	yes	17
Fluid R134a	310	520	0.001	yes	18

Isothermal entropy change $|\Delta S|$ at temperature T due to changes of hydrostatic pressure $|p|$ (the nearby values of transition temperature T_0 appear in Supplementary Table 1). All entries for barocaloric solids denote data derived from quasi-direct measurements³⁰. For the fluid hydrofluorocarbon R134a (1,1,1,2-tetrafluoroethane, i.e. CH_2FCF_3), the value of $|\Delta S|$ represents the full condensation of the fluid at 310 K and 0.001 MPa, when exploited in a typical vapour-compression refrigeration cycle¹⁸.

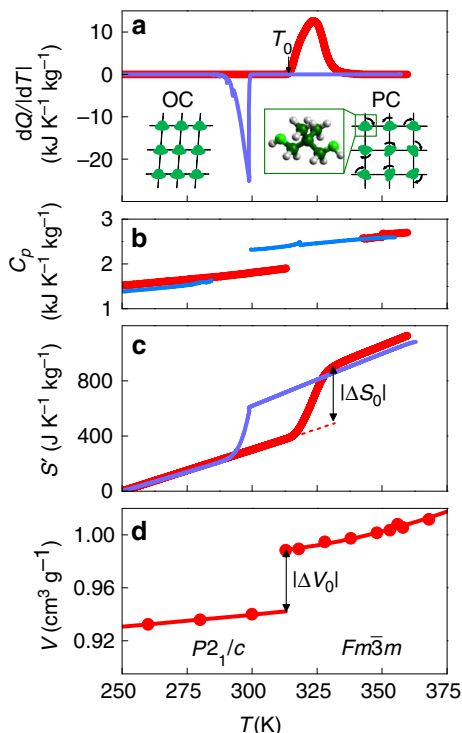


Fig. 1 Thermally driven phase transition in NPG at atmospheric pressure. **a** Measurements of dQ/dT after baseline subtraction, on heating (red) and cooling (blue) across the first-order cubic-monoclinic phase transition, revealing a large latent heat. The insets represent simplified plan views of the globular $(\text{CH}_3)_2\text{C}(\text{CH}_2\text{OH})_2$ molecules (C = dark green spheres, H = grey spheres and O = light green spheres), which are configurationally ordered in the monoclinic ordered-crystal (OC) phase (left inset), and configurationally disordered in the cubic plastic-crystal (PC) phase (right inset). We assume only one molecule per unit cell for ease of representation. **b** Specific heat C_p , either side of the transition on heating (red) and cooling (blue). **c** Entropy $S'(T) = S(T) - S(250 \text{ K})$, evaluated via $S'(T) = S(T) - S(250 \text{ K}) = \int_{250 \text{ K}}^T (C_p + |dQ/dT'|)/T' dT'$, revealing a large entropy change $|\Delta S_0|$ for the transition. **d** Specific volume $V(T)$ on heating, revealing a large volume change $|\Delta V_0|$ for the transition. Symbols represent experimental data, lines are guides to the eye

On heating through the transition, x-ray diffraction data confirm the expected changes in crystal structure^{19,20} (Supplementary Figs. 6 and 7). The resulting specific volume V undergoes a large $\sim 4.9\%$ increase of $\Delta V_0 = 0.046 \pm 0.001 \text{ cm}^3 \text{ g}^{-1}$ across the transition, for which $(\partial V/\partial T)_{p=0} > 0$ (Fig. 1d), presaging large conventional BC effects that may be evaluated³⁰ by using the Maxwell relation $(\partial V/\partial T)_p = -(\partial S/\partial p)_T$ to calculate the isothermal entropy change $\Delta S(p_1 \rightarrow p_2) = -\int_{p_1}^{p_2} (\partial V/\partial T)_p dp$ due to a change in pressure from p_1 to p_2 . Near the transition, the volumetric thermal expansion coefficients for the OC and the PC phases are both $\sim 10^{-4} \text{ K}^{-1}$, implying the existence of additional¹⁵ BC effects ΔS_+ that are large and conventional at temperatures lying on either side of the transition. These additional BC effects are evaluated here using the aforementioned Maxwell relation, for changes in pressure $|p - p_{\text{atm}}| \sim |p|$ where atmospheric pressure $p_{\text{atm}} \sim 0 \text{ GPa}$, to obtain $\Delta S_+(p) = -[(\partial V/\partial T)_{p=0}]p$, where $(\partial V/\partial T)_p$ is assumed to be independent of pressure^{13,15,17} (Supplementary Fig. 4 shows the error in $(\partial V/\partial T)_p$ to be $\sim 20\%$ for the PC phase, which implies an error in the total entropy change ΔS of $\sim 3\%$).

Two contributions to $|\Delta S_0|$ may be identified as follows. One is the configurational entropy^{31,32} given by $M^{-1}R \ln \Omega$, where

$M = 104.148 \text{ g mol}^{-1}$ is molar mass, R is the universal gas constant, and Ω is the ratio between the number of configurations in the PC and the OC phases. The other is the volumetric entropy^{31,32} $(\bar{\alpha}/\bar{\kappa}) \Delta V_0$, where the coefficient of isobaric thermal expansion $\bar{\alpha}$ (Supplementary Fig. 4), and the isothermal compressibility $\bar{\kappa}$ (Supplementary Fig. 5), have both been averaged across the PC-OC transition. Molecules of $(\text{CH}_3)_2\text{C}(\text{CH}_2\text{OH})_2$ display achiral tetrahedral symmetry³³ (point group T_d , subgroup C_{3v}), yielding one configuration in the OC phase and 60 configurations in the PC phase (10 molecular orientations that each possesses six possible hydroxymethyl conformations). Therefore the configurational entropy is $M^{-1}R \ln 60 \sim 330 \text{ J K}^{-1} \text{ kg}^{-1}$, and the volumetric entropy is $\sim 60 \text{ J K}^{-1} \text{ kg}^{-1}$ (data from Fig. 1d and Supplementary Fig. 3a). The resulting prediction of $|\Delta S_0| \sim 390 \text{ J K}^{-1} \text{ kg}^{-1}$ agrees well with the experimental values reported above, and the previously measured experimental values^{1,21–23} reported above.

PC-OC phase transition in NPG under applied pressure.

Measurements of dQ/dT under applied pressure (Fig. 2a, b) reveal that the observed transition temperatures vary strongly with pressure (Fig. 2c), with $dT/dp = 113 \pm 5 \text{ K GPa}^{-1}$ for the start temperature on heating, and $dT/dp = 93 \pm 18 \text{ K GPa}^{-1}$ for the start temperature on cooling, for pressures $p < 0.1 \text{ GPa}$ (black lines, Fig. 2c). These values of dT/dp are amongst the largest observed for BC materials (Supplementary Table 1), and indicate that the first-order PC-OC transition of width $\sim 10 \text{ K}$ (Fig. 2a, b) could be fully driven in either direction using $|\Delta p| \sim |p| \sim 0.1 \text{ GPa}$. At higher pressures, values of dT/dp fall slightly, but remain large (Fig. 2c).

Integration of $(dQ/dT)/T$ at finite pressure reveals that the entropy change $|\Delta S_0|$ decreases slightly with increasing pressure (Fig. 2d). This decrease arises because the additional entropy change $\Delta S_+(p)$ increases in magnitude on increasing temperature in the PC phase $[(\partial V/\partial T)_{p=0}]$ at 370 K is $\sim 240\%$ larger than $(\partial V/\partial T)_{p=0}$ at 320 K , Fig. 1d], whereas it is nominally independent of temperature in the OC phase near the transition. The fall seen in both dT/dp and $|\Delta S_0|$ implies via the Clausius–Clapeyron equation $dT/dp = \Delta V_0/\Delta S_0$ that there is a reduction in $|\Delta V_0|$ at finite pressure (Fig. 2e), as confirmed using pressure-dependent dilatometry (Supplementary Fig. 3a) and pressure-dependent x-ray diffraction (Supplementary Fig. 3b).

In order to plot $\Delta S(T, p)$, we obtained finite-pressure plots of $S'(T, p) = S(T, p) - S(250 \text{ K}, 0)$ (Fig. 3a, b) by integrating the data in Fig. 2a, b and Fig. 1b, and displacing each corresponding plot by $\Delta S_+(p)$ at 250 K , as explained in the Experimental Section. (Note that $\Delta S_+(p)$ was evaluated below $T_0(p=0)$ to avoid the forbidden possibility of $T_0(p)$ rising to the temperature at which $\Delta S_+(p)$ was evaluated at high pressure.) From Fig. 3a, b, we see that the entropy change associated with the transition $\Delta S_0(p)$ combines with the smaller same-sign additional entropy change $\Delta S_+(p)$ away from the transition, yielding total entropy change $\Delta S(p)$.

BC performance. By following isothermal trajectories in our plots of $S'(T, p)$ obtained on cooling (Fig. 3b), we were able to evaluate $\Delta S(T, p)$ on applying pressure (Fig. 3c), as cooling and high pressure both tend to favour the low-temperature low-volume OC phase. Similarly, by following isothermal trajectories in our plots of $S'(T, p)$ obtained on heating (Fig. 3a), we were able to evaluate $\Delta S(T, p)$ on decreasing pressure (Fig. 4c), as heating and low pressure both tend to favour the high-temperature high-volume PC phase.

Discrepancies in the magnitude of $\Delta S(T, p)$ on applying and removing pressure (Fig. 3c) are absent in the range $\sim 314\text{--}342 \text{ K}$, evidencing reversibility. Our largest reversible isothermal entropy

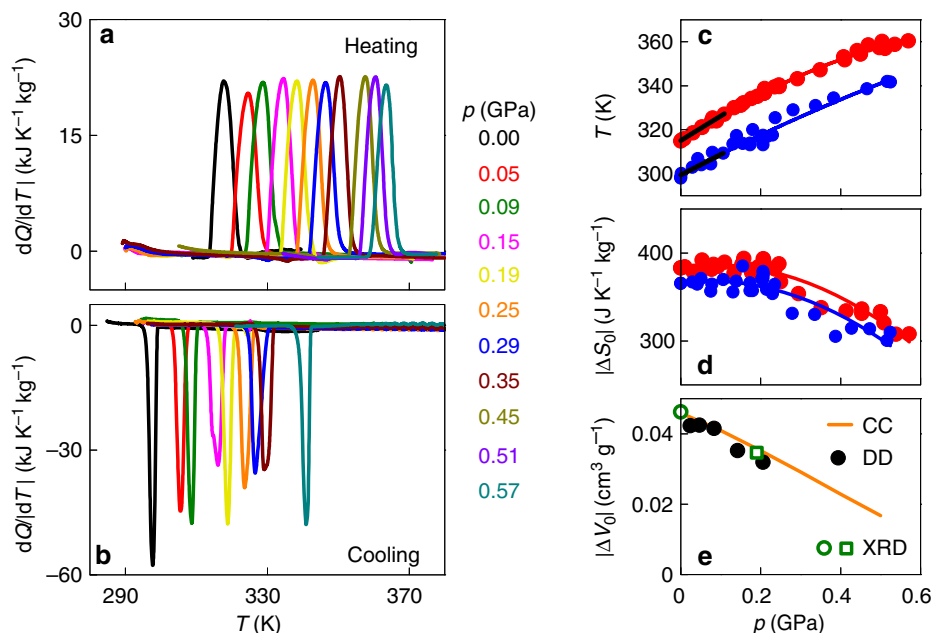


Fig. 2 Pressure-driven phase transition in NPG. **a, b** Measurements of dQ/dT on heating and cooling across the first-order PC-OC transition for different values of increasing pressure p , after baseline subtraction. **c, d** Transition temperature and entropy change $|\Delta S_0(p)|$ on heating (red symbols) and cooling (blue symbols), derived from the calorimetric data of **a, b** and equivalent data at other pressures (shown in Supplementary Fig. 2). Black lines in **c** are linear fits. Red and blue lines in **c, d** are guides to the eye. **e** Volume change for the transition $|\Delta V_0(p)|$: solid symbols obtained from the dilatometric data (DD) in Supplementary Fig. 3a; open circle obtained from the x-ray diffraction data in Fig. 1c, open square obtained from the x-ray diffraction data in Supplementary Fig. 3b; orange line obtained from **c, d** via the Clausius-Clapeyron (CC) equation

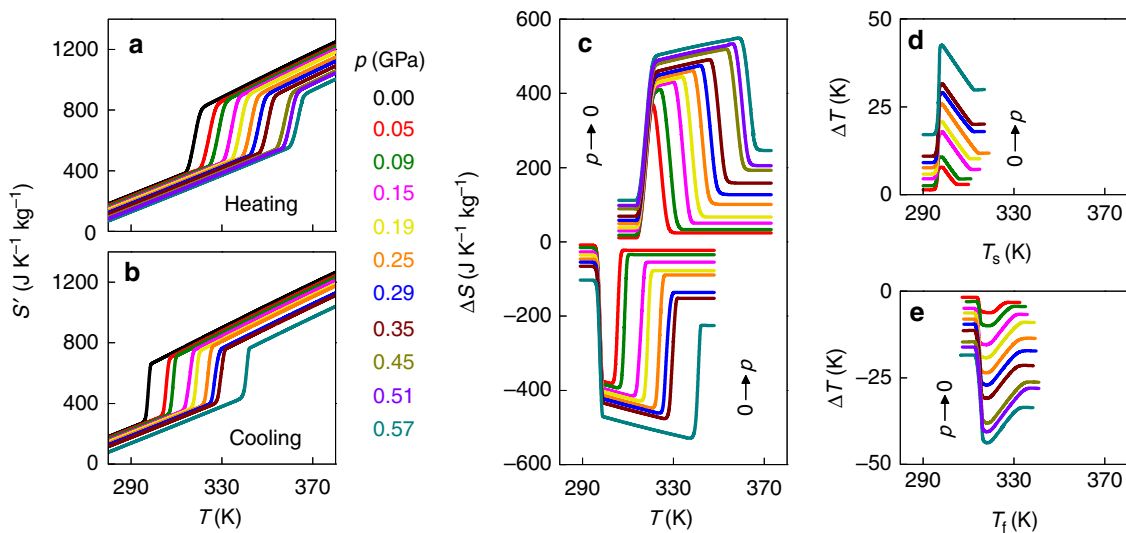


Fig. 3 Colossal barocaloric effects in NPG near room temperature. **a, b** Entropy $S'(T, p)$ with respect to the absolute entropy at 250 K and $p = 0$, on **a** heating and **b** cooling through the first-order PC-OC phase transition. **c** Isothermal entropy change ΔS for $0 \rightarrow p$ deduced from **b**, and for $p \rightarrow 0$ deduced from **a**. **d** Adiabatic temperature change ΔT versus starting temperature T_s , for $0 \rightarrow p$ deduced from **b**. **e** Adiabatic temperature change ΔT versus finishing temperature T_f for $p \rightarrow 0$ deduced from **a**

change $|\Delta S| \sim 510 \text{ J K}^{-1} \text{ kg}^{-1}$ arises at $\sim 330 \text{ K}$ for $|p| \sim 0.57 \text{ GPa}$, and substantially exceeds the BC effects of $|\Delta S| \leq 70 \text{ J K}^{-1} \text{ kg}^{-1}$ that were achieved using similar values of $|p|$ in a range of materials near room temperature (Fig. 4a), namely magnetic alloys^{7-12,34}, ferroelectric^{13,35,36} and ferrielectric¹⁵ materials, fluorides and oxifluorides^{14,37-40}, hybrid perovskites¹⁶, and superionic conductors^{17,41,42}. Moreover, our largest value of $|\Delta S|$ substantially exceeds the values recorded for magnetocaloric^{30,43-46}, electrocaloric^{30,47,48}, and elastocaloric^{30,49}

materials, and is comparable to the values observed in the standard commercial hydrofluorocarbon refrigerant fluid R134a¹⁸, for which $|\Delta S| = 520 \text{ J K}^{-1} \text{ kg}^{-1}$ at $\sim 310 \text{ K}$ for much smaller operating pressures of $\sim 0.001 \text{ GPa}$ (Fig. 4a). We can also confirm that NPG compares favourably with other BC solids^{7-12,31} when normalizing the peak entropy change by volume³⁰ to yield $|\Delta S| \sim 0.54 \text{ J K}^{-1} \text{ cm}^{-3}$ (the NPG density is 1064 kg m^{-3} at $\sim 320 \text{ K}$). (While finalizing our manuscript, which is based on our 2016 patent, we learned about the pre-print of ref. 50, which lists

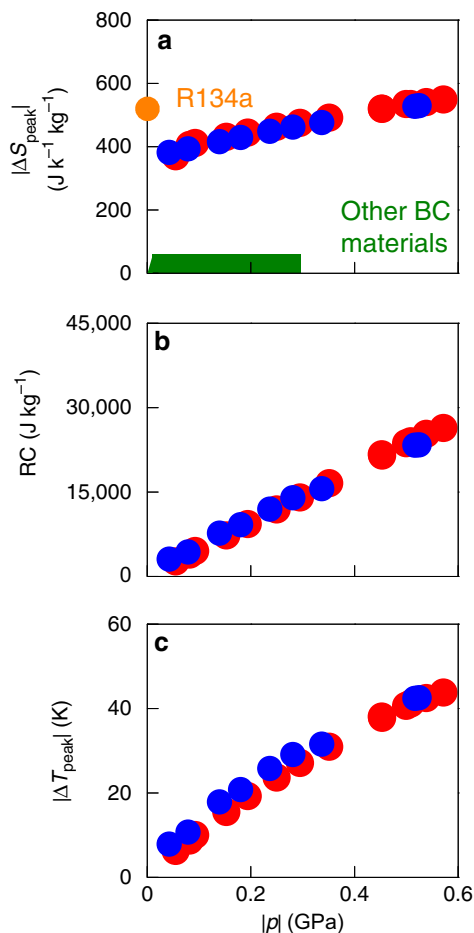


Fig. 4 Barocaloric performance near room temperature. **a** For NPG, we show the peak isothermal entropy change $|\Delta S_{\text{peak}}|$ for pressure changes of magnitude $|p|$, on applying pressure (blue symbols) and removing pressure (red symbols). For comparison, the green envelope represents state-of-the-art barocaloric materials (Table 1) that operate near room temperature, and the orange symbol represents the standard commercial fluid refrigerant¹⁸ R134a for which operating pressures are ~ 0.001 GPa. For NPG alone, we show the variation with $|p|$ of **b** refrigerant capacity $RC = |\Delta S_{\text{peak}}| \times [\text{FWHM of } \Delta S(T)]$ and **c** peak values of the adiabatic temperature change $|\Delta T_{\text{peak}}|$, on applying pressure (blue symbols) and removing pressure (red symbols) near room temperature

literature values of thermally driven entropy changes for PC-OC transitions in NPG and other plastic crystals at atmospheric pressure, and suggests they could be used in barocalorics.)

The large variation of transition temperature with pressure (Fig. 2c) permits large entropy changes of $|\Delta S| \sim 445 \text{ J K}^{-1} \text{ kg}^{-1}$ to be driven with relatively moderate pressure changes of $|p| \sim 0.25$ GPa (Fig. 3c), yielding giant BC strengths³⁰ of $|\Delta S|/|p| \sim 1780 \text{ J K}^{-1} \text{ kg}^{-1} \text{ GPa}^{-1}$. Larger pressures extend the reversible BC effects to higher temperatures (Fig. 3c), causing the large refrigerant capacity RC to increase (Fig. 4b) despite the slight reduction in $|\Delta S_0(p)|$ (Fig. 2d). The BC effects in NPG are so large (Fig. 4a) that unpractical changes of pressure would be required to achieve comparable RC values in other BC materials.

By following adiabatic trajectories in $S'(T, p)$ (Fig. 3a, b), we established both the adiabatic temperature change $\Delta T(T_s, p)$ on applying pressure p at starting temperature T_s (Fig. 3d), and the adiabatic temperature change $\Delta T(T_f, p)$ on removing pressure p to reach finishing temperature T_f (Fig. 3e). On applying our

largest pressure ($p \sim 0.57$ GPa), an adiabatic temperature increase of $\Delta T \sim 30$ K with respect to $T_s \sim 318$ K is necessarily reversible above the thermally hysteretic regime, such that an equivalent temperature change of opposite sign is achieved on pressure removal. These BC effects substantially exceed both the BC effects of $|\Delta T| \leq 10$ K that were achieved in inorganic materials^{7–10,12} by exploiting room-temperature phase transitions with similar values of $|p|$; and substantially exceeds the BC effects of $|\Delta T| \sim 9$ K that were achieved⁵¹ away from a phase transition with a smaller value of $|p| = 0.18$ GPa in organic poly(methyl methacrylate) at $T_s \sim 368$ K.

Discussion

To exploit our material in BC cooling devices, the non-monolithic working body and its intermixed pressure-transmitting medium may exchange heat with sinks and loads via fluid in a secondary circuit, heat pipes or fins⁵². The requisite high pressures could be generated in large volumes using small loads and small-area pistons, just as small voltages can generate large electric fields in the many thin films of an electrocaloric multilayer capacitor^{53,54}. To improve the BC working body, it would be attractive to decrease the observed hysteresis using both chemical and physical approaches, enhance the limited thermal conductivity e.g., by two orders of magnitude via the introduction of graphite matrices⁵⁵, and combine different plastic crystals that operate at quite different temperatures^{1,52,56}. More generally, our observation of colossal and reversible BC effects in NPG should inspire the study of BC effects in other mesophase systems that lie between liquids and solids, most immediately other organic plastic crystals whose PC-OC transitions display large latent heats and large volume changes⁵².

After acceptance of our paper, ref. 50 by Li et al. was published in *Nature*. In the published version they reported a barocaloric entropy change of $389 \text{ J K}^{-1} \text{ kg}^{-1}$ for NPG. This value is lower than our value because these authors used lower pressure, and only considered the contribution from the PC-OC transition, while as shown in our manuscript the contributions beyond the transition are relevant for NPG and can be as large as $\sim 80 \text{ J K}^{-1} \text{ kg}^{-1}$ for our ~ 0.25 GPa driving pressure.

Methods

Samples. NPG of purity of 99% was purchased as a powder from Sigma-Aldrich. The typical grain size was $\sim 100 \mu\text{m}$, as determined using optical microscopy.

Techniques. Measurements of $dQ/dT = \frac{dQ/dt}{|dT/dt|}$ were performed at atmospheric pressure in a commercial TA Q100 differential scanning calorimeter (DSC), at ± 1 – 10 K min^{-1} , using ~ 10 – 20 mg samples of NPG (t is time).

Measurements of specific heat C_p were performed at atmospheric pressure in a commercial TA Q2000 DSC, at $\pm 5 \text{ K min}^{-1}$, using ~ 20 mg samples of NPG. Values of C_p were obtained by recording heat flow out of/into the sample as a function of temperature, and comparing it with the heat flow out of/into a reference sapphire sample under the same conditions⁵⁷. Latent heat $|Q_0| = \left| \int_{T_1}^{T_2} \frac{dQ}{dT} dT \right|$ across the PC-OC transition was obtained after subtracting baseline backgrounds, with start temperature T_1 freely chosen below (above) the transition on heating (cooling), and finish temperature T_2 freely chosen above (below) the transition on heating (cooling).

Measurements of dQ/dT were performed at constant applied pressure using two bespoke differential thermal analysers (DTAs). For applied pressures of < 0.3 GPa, we used a Cu-Be Bridgman pressure cell with chromel-alumel thermocouples. For applied pressures of < 0.6 GPa, we used a model MV1-30 high-pressure cell (Institute of High Pressure Physics, Polish Academy of Science) with Peltier elements as thermal sensors. The temperature of both pressure cells was controlled using a circulating thermal bath (Lauda Proline RP 1290) that permitted the measurement temperature to be varied at $\sim \pm 2 \text{ K min}^{-1}$ in 183–473 K. NPG samples of mass ~ 100 mg were mixed with an inert perfluorinated liquid (Galden, Bioblock Scientific) to remove any residual air, and hermetically encapsulated inside Sn containers. The pressure-transmitting medium was DW-Therm (Huber Kältemaschinenbau GmbH). Entropy change $|\Delta S_0(p)| = \left| \int_{T_1}^{T_2} (dQ/dT)/T dT \right|$

across the PC-OC transition was obtained after subtracting baseline backgrounds, and the choice of T_1 and T_2 is explained above.

Variable-temperature high-resolution x-ray diffraction was performed at atmospheric pressure in transmission, using Cu K α_1 = 1.5406 Å radiation in a horizontally mounted INEL diffractometer with a quartz monochromator, a cylindrical position-sensitive detector (CPS-120) and the Debye-Scherrer geometry. NPG samples were introduced into a 0.5-mm-diameter Lindemann capillary to minimize absorption, and the temperature was varied using a 600 series Oxford Cryostream Cooler. Using the Materials Studio software⁵⁸, lattice parameters were determined by pattern matching using the Pawley method for the cubic phase, and by Rietveld refinement for the monoclinic phase.

Dilatometry was performed using a bespoke apparatus that operated up to 0.3 GPa over a temperature range of ~193–433 K. Molten NPG samples of mass ~1 g were encapsulated inside stainless-steel containers to remove any residual air. Each container was then perforated by a stainless-steel piston, whose relative displacement with respect to a surrounding coil could be detected via measurement of electromotive force⁵⁹.

Variable-pressure x-ray diffraction measurements were performed at beamline MSPD BL04 in the ALBA-CELLS synchrotron⁶⁰, using an x-ray wavelength of 0.534 Å obtained at the Rh K-edge. The beamline is equipped with Kirkpatrick-Baez mirrors to focus the x-ray beam to 20 $\mu\text{m} \times 20 \mu\text{m}$, and uses a Rayonix CCD detector. The NPG sample was placed with two small ruby chips at the centre of a 300 μm -diameter hole in a stainless steel gasket, preindented to a thickness of 55 μm . For room-temperature measurements, we used symmetric diamond-anvil cells (DACs) with diamonds of 700 μm . For high-temperature measurements, we used a gas-membrane driven DAC equipped with diamonds possessing 400 μm culets, and varied the temperature using a resistive heater. Temperature was measured using a K-type thermocouple attached to one diamond anvil, close to the gasket. The thermocouple was accurate to 0.4% in our measurement-set temperature range. For all the measurements, NaCl powder was used as the pressure marker⁶¹. The accuracy of pressure readings was ± 0.05 GPa. Indexing and refinement of the powder patterns were performed using the Materials Studio software, by pattern matching using the Pawley method.

Construction of entropy curves. Using specific heat data at atmospheric pressure (Fig. 1b), specific volume data at atmospheric pressure (Fig. 1d), and dQ/dT data at constant pressure (Figs. 1a and 2a, b), we calculated $S'(T,p) = S(T,p) - S(250, K, 0)$ using Eq. (1):

$$S'(T,p) = \begin{cases} \int_{250\text{K}}^T \frac{C_{\text{OC}}(T')}{T'} dT' + \Delta S_+(p) & T \leq T_1 \\ S(T_1,p) + \int_{T_1}^T \frac{1}{T'} \left(C_{\text{OC-PC}}(T') + \left| \frac{dQ(T',p)}{dT'} \right| \right) dT' + \Delta S_+(p) & T_1 \leq T \leq T_2 \\ S(T_2,p) + \int_{T_2}^T \frac{C_{\text{OC}}(T')}{T'} dT' + \Delta S_+(p) & T \geq T_2 \end{cases} \quad (1)$$

where T_1 is the transition start temperature, T_2 is the transition finish temperature, C_{OC} is the specific heat of the OC phase, C_{PC} is the specific heat of the PC phase, and $C_{\text{OC-PC}} = (1-x)C_{\text{OC}} + xC_{\text{PC}}$ represents the specific heat inside the transition region, where the transformed fraction x on crossing the PC-OC transition was calculated using Eq. (2):

$$x = \left[\int_{T_1}^T (dQ/dT') dT' \right] / \left[\int_{T_1}^{T_2} (dQ/dT) dT \right] \quad (2)$$

All values of specific heat are assumed to be independent of pressure.

Data availability

All relevant data are presented via this publication and Supplementary Information.

Received: 7 February 2019 Accepted: 27 March 2019

Published online: 18 April 2019

References

- Tamarit, J.-Ll., Legendre, B. & Buisine, J. M. Thermodynamic study of some neopentane derived by thermobarometric analysis. *Mol. Cryst. Liq. Cryst.* **250**, 347–358 (1994).
- De Gennes, P. G. & Prost, J. *The Physics of liquid crystals* (Oxford University Press, New York, USA, 1993).
- Tamarit, J.-Ll., Pérez-Jubindo, M. A. & de la Fuente, M. R. Dielectric studies on orientationally disordered phases of neopentylglycol ((CH₃)₂C(CH₂OH)₂) (and tris(hydroxymethyl aminomethane) ((NH₂)C(CH₂OH)₃). *J. Phys. Chem. Matter.* **9**, 5469–5478 (1997).
- Timmermans, J. Plastic crystals: a historical review. *J. Phys. Chem. Solids.* **18**, 1–8 (1961).
- Benson, D. K., Burrows, W. & Webb, J. D. Solid state phase transitions in pentaerythritol and related polyhydric alcohols. *Sol. Energy Mat.* **13**, 133–152 (1986).
- Barrio, M., Font, J., López, D. O., Muntasell, J. & Tamarit, J.-Ll. Floor radiant system with heat storage by a solid-solid phase transition material. *Sol. Energy Mater. Sol. Cells* **27**, 127–133 (1992).
- Mañosa, Ll. et al. Giant solid-state barocaloric effect in the Ni–Mn–In magnetic shape-memory alloy. *Nat. Mater.* **9**, 478–481 (2010).
- Mañosa, Ll. et al. Inverse barocaloric effect in the giant magnetocaloric La–Fe–Si–Co compound. *Nat. Commun.* **2**, 595 (2011).
- Yuce, S. et al. Barocaloric effect in the magnetocaloric prototype Gd₅Si₂Ge₂. *Appl. Phys. Lett.* **101**, 071906 (2012).
- Stern-Taulats, E. et al. Barocaloric and magnetocaloric effects in Fe₄₉Rh₅₁. *Phys. Rev. B* **89**, 214105 (2014).
- Matsunami, D., Fujita, A., Takenaka, K. & Kano, M. Giant barocaloric effect enhanced by the frustration of the antiferromagnetic phase in Mn₃GaN. *Nat. Mater.* **14**, 73–78 (2014).
- Samanta, T. et al. Barocaloric and magnetocaloric effects in (MnNiSi)_{1-x}(FeCoGe)_x. *Appl. Phys. Lett.* **112**, 021907 (2018).
- Stern-Taulats, E. et al. Inverse barocaloric effects in ferroelectric BaTiO₃ ceramics. *APL Mater.* **4**, 091102 (2016).
- Flerov, I. N. et al. Thermal, structural, optical, dielectric and barocaloric properties at ferroelastic phase transition in trigonal (NH₄)₂SnF₆: A new look at the old compound. *J. Fluorine Chem.* **183**, 1–9 (2016).
- Lloveras, P. et al. Giant barocaloric effect at low pressure in ferrielectric ammonium sulphate. *Nat. Commun.* **6**, 8801 (2015).
- Bermúdez-García, J. M. et al. Giant barocaloric effect in the ferroic organic-inorganic hybrid [TPrA][Mn(dca)₃] perovskite under easily accessible pressures. *Nat. Commun.* **8**, 15715 (2017).
- Aznar, A. et al. Giant barocaloric effects over a wide temperature range in superionic conductor AgI. *Nat. Commun.* **8**, 1851 (2017).
- McLinden, M. O. Thermophysical properties of refrigerants. *ASHRAE Handbook: Fundamentals*. (ASHRAE, Atlanta, 2009).
- Zanetti, R. The unit cell and space group of 2,2 dimethyl-1,3 propanediol. *Acta Cryst.* **14**, 203–204 (1961).
- Barrio, M., López, D. O., Tamarit, J.-Ll., Negrier, P. & Haget, Y. Degree of miscibility between non-isomorphous plastic phases: binary system NPG (neopentyl glycol)-TRIS[tris(hydroxymethyl)aminomethane]. *J. Mater. Chem.* **5**, 431–439 (1995).
- Kamae, R., Suenaga, K., Matsuo, T. & Suga, H. Low-temperature thermal properties of 2,2-dimethyl-1,3-propanediol and its deuterated analogues. *J. Chem. Thermodyn.* **33**, 471–484 (2001).
- Murrill, E. & Breed, L. Solid-solid phase transitions determined by differential scanning calorimetry. Part I. Tetrahedral substances. *Thermochim. Acta* **1**, 239–246 (1970).
- Font, J., Muntasell, J., Navarro, J., Tamarit, J.-Ll. & Lloveras, J. Calorimetric study of the mixtures PE/NPG and PG/NPG. *Sol. Energy Mat.* **15**, 299–310 (1987).
- Bridgman, P. W. Polymorphic transformations of solids under pressure. *Proc. Am. Acad. Arts Sci.* **51**, 55–124 (1915).
- Scott, J. F. On the theory of ferroelectric susceptibilities. *J. Phys. Soc. Jpn.* **58**, 4487–4490 (1989).
- Hull, S. Superionics: crystal structures and conduction processes. *Rep. Prog. Phys.* **67**, 1233–1314 (2004).
- Warlimont, H. & Martienssen, W. *Handbook of Materials Data*, 2nd edn. (Springer Nature, Switzerland, AG, 2018).
- Planes, A. & Mañosa, L. Vibrational properties of shape-memory alloys. *Solid State Phys.* **55**, 159–267 (2001).
- Zemansky, M. W. & Dittman, R. H. *Heat and Thermodynamics*, 7th edn. (McGraw-Hill, New York, 1997).
- Moya, X., Kar-Narayan, S. & Mathur, N. D. Caloric materials near ferroic phase transitions. *Nat. Mater.* **13**, 439–450 (2014).
- Sandrock, R. & Schneider, G. M. Differential Scanning Calorimetry (DSC) at Pressures up to 5 kbar configurational contributions of transition entropies in the plastic crystals cyclohexane and diamantane. *Ber. Bunsenges. Phys. Chem.* **87**, 197–201 (1983).
- Jenau, M., Reuter, J., Tamarit, J.-Ll. & Würflinger, A. Crystal and pVT data and thermodynamics of the phase transitions of 2-methyl-2nitropropane. *J. Chem. Soc. Faraday Trans.* **92**, 1899–1904 (1996).
- Guthrie, G. B. & McCullough, J. P. Some observations on phase transformations in molecular crystals. *J. Phys. Chem. Solids.* **18**, 53–61 (1961).
- Wu, R. R. et al. Giant barocaloric effect in hexagonal Ni₂In-type Mn-Co-Ge-In compounds around room temperature. *Sci. Rep.* **5**, 18027 (2015).
- Mikhaleva, E. A. et al. Caloric characteristics of PbTiO₃ in the temperature range of the ferroelectric phase transition. *Phys. Sol. State* **54**, 1832–1840 (2012).

36. Liu, Y. et al. Giant room-temperature barocaloric effect and pressure-mediated electrocaloric effect in BaTiO₃ single crystal. *Appl. Phys. Lett.* **104**, 162904 (2014).
37. Gorev, M., Bogdanov, E., Flerov, I. & Laptash, N. Thermal expansion, phase diagrams and barocaloric effects in (NH₄)₂NbOF₅. *J. Phys. Condens. Matter.* **22**, 185901 (2010).
38. Gorev, M. V., Bogdanov, E. V., Flerov, I. N., Kocharova, A. G. & Laptash, N. M. Investigation of thermal expansion, phase diagrams, and barocaloric effect in the (NH₄)₂WO₂F₄ and (NH₄)₂MoO₂F₄ oxyfluorides. *Phys. Solid State* **52**, 167–175 (2010).
39. Gorev, M. V., Flerov, I. N., Bogdanov, E. V., Voronov, V. N. & Laptash, N. M. Barocaloric effect near the structural phase transition in the Rb₂KTiOF₅ oxyfluoride. *Phys. Solid State* **52**, 377–383 (2010).
40. Flerov, I. N., Gorev, M. V., Bogdanov, E. V. & Laptash, N. M. Barocaloric effect in ferroelastic fluorides and oxyfluorides. *Ferroelectrics* **500**, 153–163 (2016).
41. Sagotra, A. K., Errandonea, D. & Cazorla, C. Mechanocaloric effects in superionic thin films from atomistic simulations. *Nat. Commun.* **8**, 963 (2017).
42. Sagotra, A. K., Chu, D. & Cazorla, C. Room-temperature mechanocaloric effects in lithium-based superionic materials. *Nat. Commun.* **9**, 3337 (2018).
43. Gschneidner, K. A., Pecharsky, V. K. & Tsokol, A. Recent developments in magnetocaloric materials. *Rep. Prog. Phys.* **68**, 1479–1539 (2005).
44. Brück, E. Developments in magnetocaloric refrigeration. *J. Phys. D.* **38**, R381–R391 (2005).
45. Franco, V., Blazquez, J. S., Ingale, B. & Conde, A. The magnetocaloric effect and magnetic refrigeration near room temperature: materials and models. *Annu. Rev. Mater. Res.* **42**, 305–342 (2012).
46. Smith, A. et al. Materials challenges for high performance magnetocaloric refrigeration devices. *Adv. Energy Mater.* **2**, 1288–1318 (2012).
47. Lu, S. G. & Zhang, Q. Electrocaloric materials for solid-state refrigeration. *Adv. Mater.* **21**, 1983–1987 (2009).
48. Valant, M. Electrocaloric materials for future solid-state refrigeration technologies. *Prog. Mater. Sci.* **57**, 980–1009 (2012).
49. Mañosa, Ll. & Planes, A. Materials with giant mechanocaloric effects: cooling by strength. *Adv. Mater.* **29**, 1603607 (2017).
50. Li, B. et al. Colossal barocaloric effects in plastic crystals. *Nature* **567**, 506–510 (2019).
51. Rodriguez, E. L. & Filisko, F. E. Thermoelastic temperature changes in poly (methyl methacrylate). *J. Appl. Phys.* **53**, 6536–6540 (1982).
52. Moya, X., Avramenko, A., Mañosa, Ll., Tamarit, J.-Ll. & Lloveras, P. Use of barocaloric materials and barocaloric devices. Patent no. PCT/EP2017/076203 (2017).
53. Moya, X., Defay, E., Mathur, N. D. & Hirose, S. Electrocaloric effects in multilayer capacitors for cooling applications. *MRS. Bull.* **43**, 291–294 (2018).
54. Kar-Narayan, S. & Mathur, N. D. Predicted cooling powers for multilayer capacitors based on various electrocaloric and electrode materials. *Appl. Phys. Lett.* **95**, 242903 (2009).
55. Wang, X., Guo, Q., Zhong, Y., Wei, X. & Liu, L. Heat transfer enhancement of neopentyl glycol using compressed expanded natural graphite for thermal energy storage. *Renew. Energ.* **51**, 241 (2013).
56. López, D. O., Salud, J., Barrio, M., Tamarit, J.-Ll. & Oonk, H. A. J. Uniform thermodynamic description of the orientationally disordered mixed crystals of a group of neopentane derivatives. *Chem. Mater.* **12**, 1108–1114 (2000).
57. O'Neill, M. J. Measurement of specific heat functions by differential scanning calorimetry. *Anal. Chem.* **38**, 1331–1336 (1966).
58. M.S. Modeling, Materials Studio (Accelrys), version 5.5, <http://accelrys.com/products/collaborative-science/biovia-materials-studio>.
59. Landau, R. & Würflinger, A. High pressure apparatus for PVT measurements of liquids and plastic crystals at low temperatures. *Rev. Sci. Instrum.* **51**, 533–535 (1980).
60. Fauth, F., Peral, I., Popescu, C. & Knapp, M. The new material science powder diffraction beamline at ALBA synchrotron. *Powder Diffr.* **28**, S360–S370 (2013).
61. Dorogokupets, P. I. & Dewaele, A. Equations of state of MgO, Au, Pt, NaCl-B1, and NaCl-B2: internally consistent high-temperature pressure scales. *High Pressure Res.* **27**, 431–446 (2007).

Acknowledgements

This work was supported by the MINECO projects MAT2016-75823-R and FIS2017-82625-P, the DGU project 2017SGR-42, the UK EPSRC grant EP/M003752/1, and the ERC Starting grant no. 680032. We acknowledge ALBA for time on MSPD BL04 under proposal 2016021701. E.S.-T. and X.M. are grateful for support from the Royal Society.

Author contributions

J.L.T., L.M. and X.M. conceived the study. J.L.T., M.B., P.L. and X.M. planned the research. A.Av. performed the calorimetric measurements at atmospheric pressure. M.B. performed the dilatometry measurements and the in-lab x-ray diffraction measurements. P.L. performed the calorimetric measurements under pressure. P.L., A.Az., E.S.-T. and X.M. performed the synchrotron x-ray diffraction measurements, with support from C.P. P.N. performed the analysis of the synchrotron x-ray data. Results were discussed by J.L.T., P.L., L.M., A.P., N.D.M. and X.M. X.M. wrote the manuscript with N.D.M. and P.L. using substantive feedback from J.L.T., L.M. and A.P. The remaining authors also contributed to the preparation of the manuscript.

Additional information

Supplementary Information accompanies this paper at <https://doi.org/10.1038/s41467-019-09730-9>.

Competing interests: The use of NPG and other plastic crystals for barocaloric cooling is covered in the following patent: X.M., A.Av., L.M., J.-Ll.T. and P.L., Use of barocaloric materials and barocaloric devices, PCT/EP2017/076203 (2017). The remaining authors declare no competing interests.

Reprints and permission information is available online at <http://npg.nature.com/reprintsandpermissions/>

Journal peer review information: *Nature Communications* thanks the anonymous reviewer for their contribution to the peer review of this work. Peer reviewer reports are available.

Publisher's note: Springer Nature remains neutral with regard to jurisdictional claims in published maps and institutional affiliations.



Open Access This article is licensed under a Creative Commons Attribution 4.0 International License, which permits use, sharing, adaptation, distribution and reproduction in any medium or format, as long as you give appropriate credit to the original author(s) and the source, provide a link to the Creative Commons license, and indicate if changes were made. The images or other third party material in this article are included in the article's Creative Commons license, unless indicated otherwise in a credit line to the material. If material is not included in the article's Creative Commons license and your intended use is not permitted by statutory regulation or exceeds the permitted use, you will need to obtain permission directly from the copyright holder. To view a copy of this license, visit <http://creativecommons.org/licenses/by/4.0/>.

© The Author(s) 2019