



HAL
open science

Knee Osteoarthritis People are Less Active than the General Population: an epidemiological study.

C. Gay, Candy Guiguet-Auclair, Charline Mourgues, Emmanuel Coudeyre

► **To cite this version:**

C. Gay, Candy Guiguet-Auclair, Charline Mourgues, Emmanuel Coudeyre. Knee Osteoarthritis People are Less Active than the General Population: an epidemiological study.. World Congress on Osteoporosis, Osteoarthritis and Musculoskeletal Diseases, Mar 2017, Florence, Italy. hal-02137844

HAL Id: hal-02137844

<https://hal.science/hal-02137844>

Submitted on 23 May 2019

HAL is a multi-disciplinary open access archive for the deposit and dissemination of scientific research documents, whether they are published or not. The documents may come from teaching and research institutions in France or abroad, or from public or private research centers.

L'archive ouverte pluridisciplinaire **HAL**, est destinée au dépôt et à la diffusion de documents scientifiques de niveau recherche, publiés ou non, émanant des établissements d'enseignement et de recherche français ou étrangers, des laboratoires publics ou privés.

Knee Osteoarthritis People are **Less Active** than the General Population: an epidemiological study.

Chloe Gay^{1,2,3*}, Candy Guiguet-Auclair^{2,4,5}, Charline Mourgues^{2,6}, Christine Levycky⁷, Laurent Gerbaud^{2,4,5}, Emmanuel Coudeyre^{1,2,3}

¹Physical and Rehabilitation Medicine Department, Clermont-Ferrand University Hospital, ² Clermont Auvergne University, ³Human nutrition Unit, INRA, UMR 1019, CNRH Auvergne, ⁴ Public Health Department, ⁵ PEPRADE, EA 4681, ⁶ Health economics, DRCl, ⁷ Service Research and Development, Clermont-Ferrand, France,

Context :


OARSI*, ESCEO* recommend to associate Pharmacological (PI) and Non-Pharmacological Intervention (NPI) for knee osteoarthritis patient.

These NPI therapies combine exercise programs, self-management, education and weight loss if necessary.

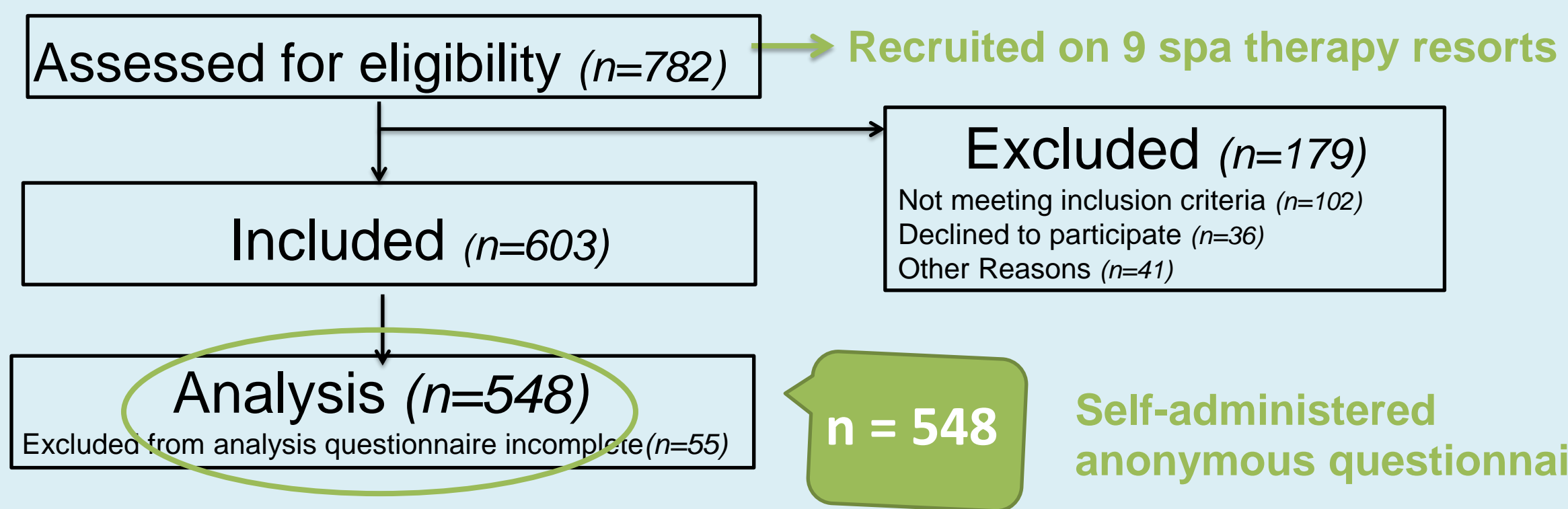
Exercise programs include specific exercises (strenght training, aerobic activity, adjunctive range of motion and stretching exercises) and **increasing physical activity level**

Objectives :

Describe the level and factors affecting the Physical Activity (PA) practices of knee osteoarthritis (OA) patients.



Methods :



- Determine Physical Activity Level**
- Explore relationship** between PA Level and :
- Sociodemographic data
 - Clinical data
 - Anthropometric data
 - Comorbidities
 - Fears and believes
 - Barriers and facilitators to PA

→ **IPAQ** (short form)

→ **PAIN VAS**
WOMAC
EPAP
KOFBeQ

Eligibility	Non eligibility
✓ Declarative diagnostic* of Knee OA	✗ Two prosthetics knee replacements
✓ Verbal consent to participate	✗ Behavioral and comprehension disorders

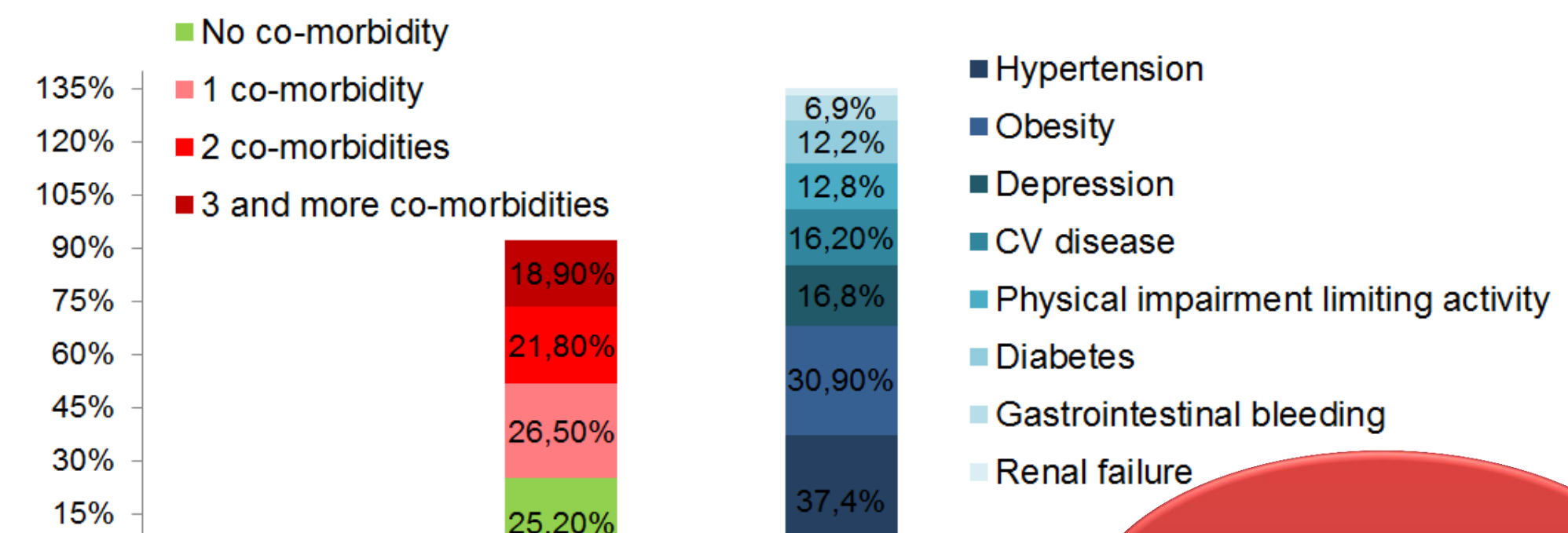
*yes" response at this two questions: "Has a doctor already established a diagnosis of knee OA?" and "Have you experienced in the past chronic knee joint symptoms for 3 months or more?".

Results :

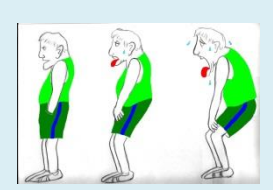
Population

Age : 67, 5 (±7,9)
Women : 73,9 %
BMI : 28,2 (±5,7)
>30 : 30,9 %

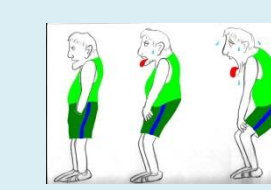
Phenotypes and comorbidities



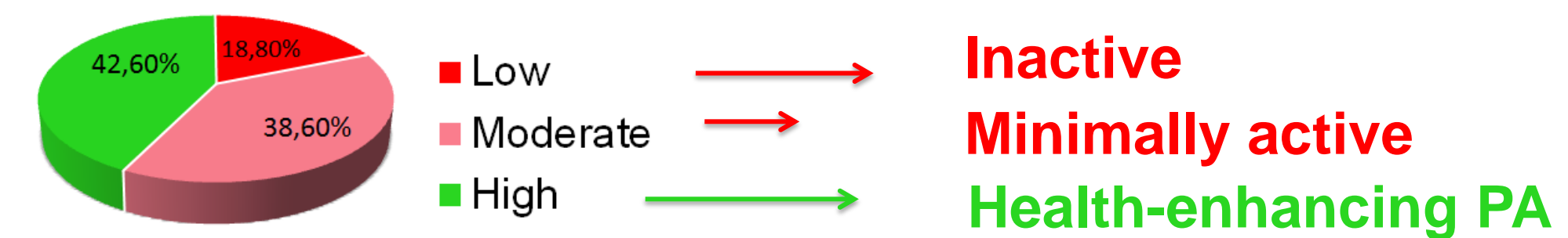
Multi-joint OA Comorbidities



Physical Activity Level and is associated factors



Physical Activity Level by Categorical score



Total PA = 2628 MET/min/week

Odds-ratios associated to probability of being in low PA Level (p-value <0,05)

Characteristic	OR (95% CI)
Gender (Men/women)	1/1.85 (1.27 - 2.69)
Body mass index (Kg/m ²)	1.04 (1.01 - 1.08)
Living area (Rural/urban)	1/1.51 (1.02 - 2.24)

Practice's facilitators and barriers of regular PA

*I am in high spirits when I do PA ***

*I am not motivated to PA practice***

*Today, I am very uncertain that I can practice PA ***

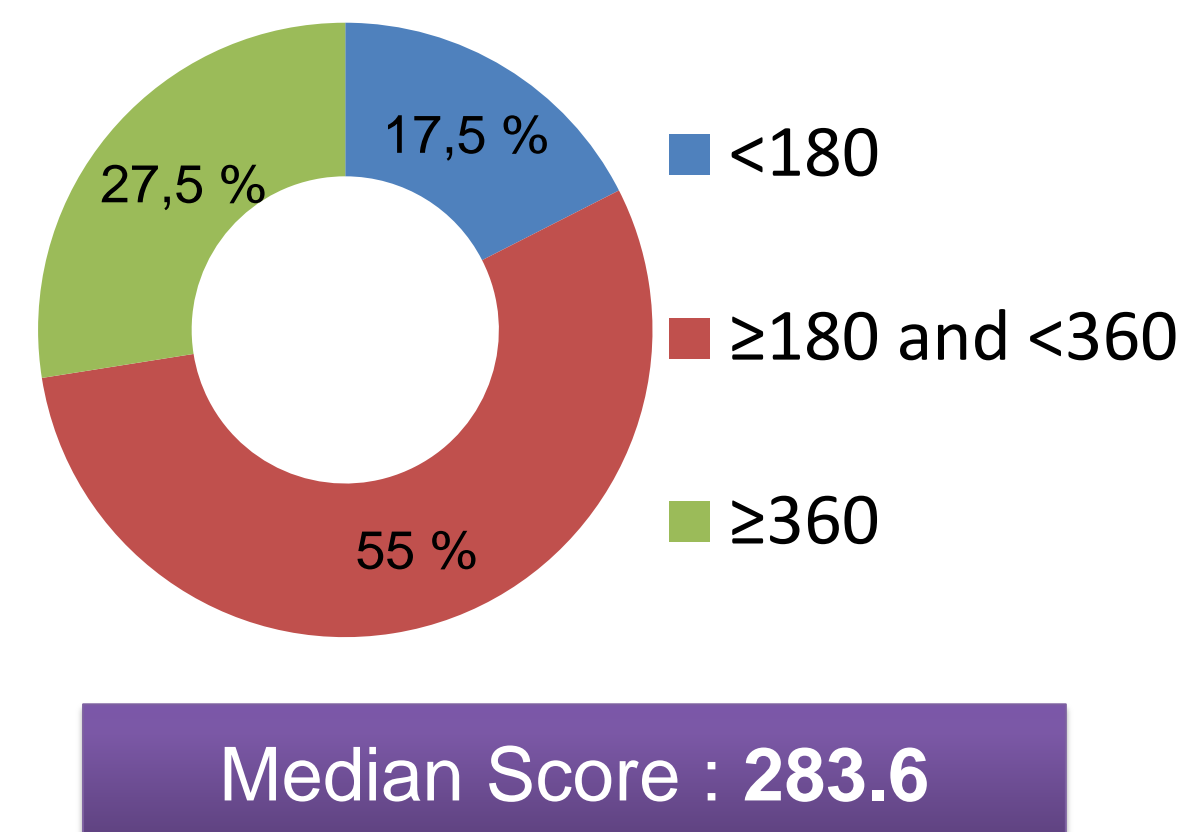
*I am too tired to practice PA ***

** Patients' responses have been encoded from 0 (totally disagree) to 4 (totally agree).

Significant differences between participants with or without comorbidity

Characteristic	No comorbidities (n=150)	At least one comorbidity (n=398)
Body mass index (Kg/m ²)	24.9 (±2.9)	29.4 (±5.9)
Pain (0/10)		
Last 24 hours	4.1 (±2.3)	4.7 (±2.6)
Last month	5.9 (±2.3)	6.7 (±2.5)
Treatment for pain due to OA		
Yes	76 54.3%	273 71.8%
No	64 45.7%	107 28.2%
If treatment, frequency		
KOFBeQ total score (0/99)	37.0 (±21.9)	44.9 (±23.1)
Daily living activity score	7.2 (±7.3)	10.0 (±8.2)
Physician score	16.2 (±10.7)	18.6 (±10.8)
Disease score	6.1 (±5.9)	7.5 (±6.0)
Sports and leisure activity score	7.5 (±6.0)	9.1 (±6.3)
WOMAC function score (0/100)	32.4 (±18.6)	38.3 (±21.3)

Time spent sitting time (min/week) and Factors significantly associated to (p-value <0,05)



Median Score : 283.6

Factors associated to spent more sitting time

Factor	OR (95% CI)
Gender (M vs W)	300 [210 - 360,8]
Obesity (Y vs N)	257,1 [197,1 - 361,5]
Walking device (Y vs N)	270 [197,1 - 420]
Cardiovascular disease (Y vs N)	300 [197,1 - 390]

Facilitators and barriers to reduce sitting time

*Meet other people ***

*Living proximity to sports facility ***

*Lake of Motivation ***

*Deteriorating OA ***

** Patients' responses have been encoded from 0 (totally disagree) to 4 (totally agree).

Conclusion :

The OA study population was less active : 2628 MET/min/week vs 3826 MET/min/week (EUPASS) and more sedentary : 283,6 min/week vs 126,01 min/week (Jacobi and al.)

This study could help in better adaptation of health care measures, while taking into account patients overall status, including symptoms of OA pathology and comorbidities, providing tailored educational strategies with respect to physical activity.

Conflict of Interest : NONE

Acknowledgments
Thanks to : C. Flouzat, Cluster Innovatherm and B. Pereira, CHU Clermont Ferrand for their help with the analysis of this results.

Funding statement
The authors wish to thank the Innovatherm cluster for their financial support (funding to carry out study) and the Auvergne region for the "Cluster network research grant" that allowed us to recruit a PhD student to carry out this study.

References

1. Craig CL, Marshall AL, Sjostrom M, et al. International physical activity questionnaire: 12-country reliability and validity. *Med Sci Sports Exerc.* 2003;35(8):1361-1365.
2. Gay C, Chabaud A, Guillet E, Coudeyre E. Educating patients about the benefits of physical activity and exercise for their hip and knee osteoarthritis. Systematic literature review. *Ann Phys Rehabil Med.* 2016;59(3):174-183.
3. McAlindon TE, Bannuru RR, Sullivan MC, et al. OARSI guidelines for the non-surgical management of knee osteoarthritis. *Osteoarthritis Cartilage.* 2014;22(3):363-388.
4. Jacobi, David, Marie-Aline Charles, Muriel Tafflet, Agnes Lommez, Jean-Michel Borys, and Jean-Michel Oppert. "Relationships of Self-Reported Physical Activity Domains with Accelerometry Recordings in French Adults." *European Journal of Epidemiology* 24, no. 4 (2009): 171-79.