



HAL
open science

Highly oxygenates molecules formed by oxidation of terpenes in a jet-stirred reactor

N. Belhadj, R. Benoit, P. Dagaut, G. Dayma, M Lailliau, Z. Serinyel

► **To cite this version:**

N. Belhadj, R. Benoit, P. Dagaut, G. Dayma, M Lailliau, et al.. Highly oxygenates molecules formed by oxidation of terpenes in a jet-stirred reactor. 11th International Conference on Chemical Kinetics, Jun 2019, Orléans, France. . hal-02137425

HAL Id: hal-02137425

<https://hal.science/hal-02137425>

Submitted on 23 May 2019

HAL is a multi-disciplinary open access archive for the deposit and dissemination of scientific research documents, whether they are published or not. The documents may come from teaching and research institutions in France or abroad, or from public or private research centers.

L'archive ouverte pluridisciplinaire **HAL**, est destinée au dépôt et à la diffusion de documents scientifiques de niveau recherche, publiés ou non, émanant des établissements d'enseignement et de recherche français ou étrangers, des laboratoires publics ou privés.

HIGHLY OXYGENATED MOLECULES FORMED BY OXIDATION OF TERPENES IN A JET-STIRRED REACTOR



N. BELHADJ, R. BENOIT, P. DAGAUT, G. DAYMA, M. LAILLIAU, Z. SERINYL

CNRS-INSIS, ICARE, 1C avenue de la Recherche Scientifique, Orléans, France

Université d'Orléans, Collegium Sciences et Techniques, 1 rue de Chartres, Orléans, France



Introduction

With the growing interest for biomass-derived fuels the understanding of the combustion chemistry of terpenes becomes of major scientific importance.

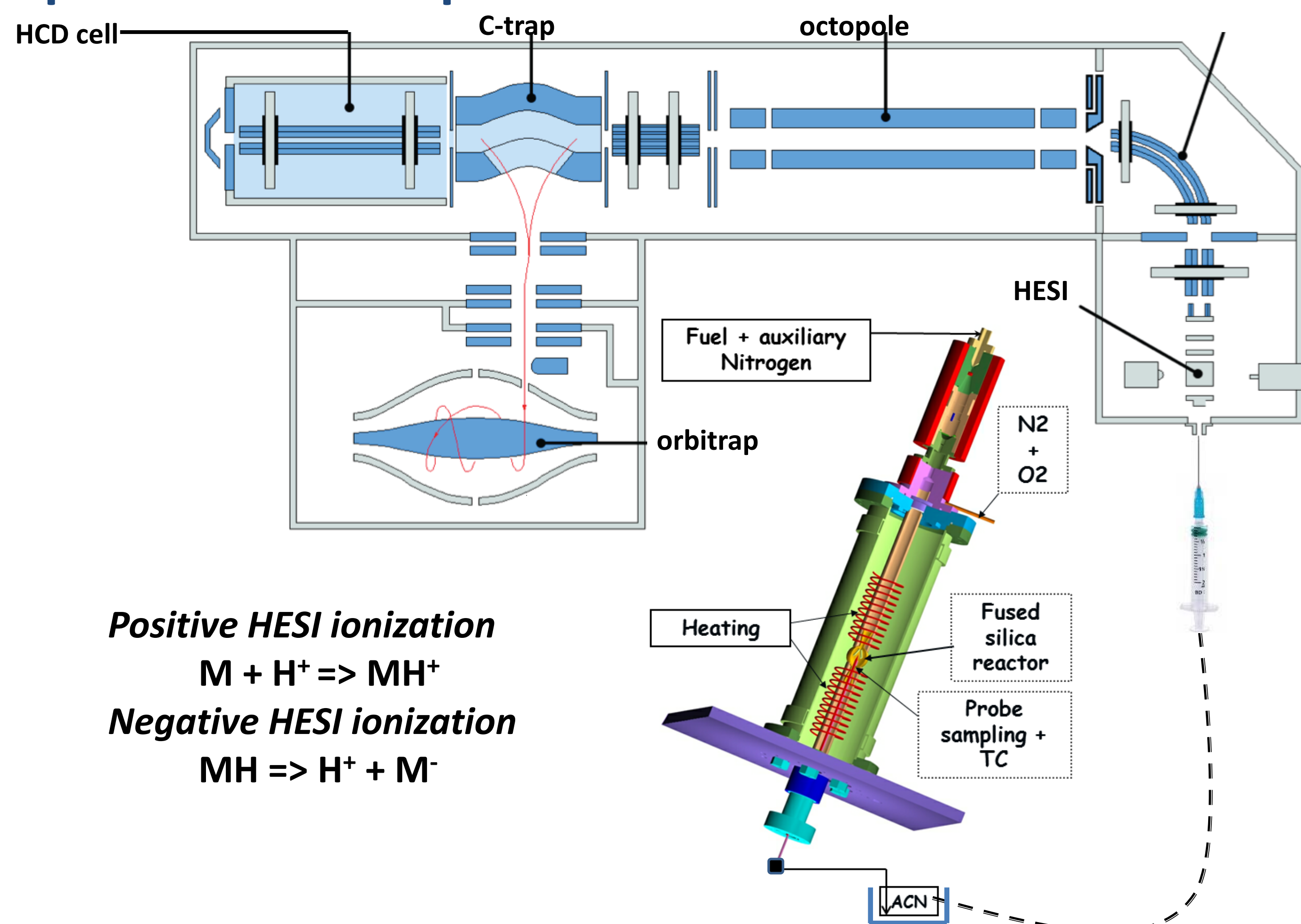
We studied the low-temperature oxidation of a series of terpenes (α - and β -pinene and limonene) in a jet-stirred reactor at atmospheric pressure. The formation of ketohydroperoxides and highly oxygenated molecules (HOMs) was observed.

Experimental conditions

Analyses were performed on solubilized products of terpenes oxidation in cooled acetonitrile. The samples were analyzed using HESI electrospray ionization (+/-) and an Orbitrap mass spectrometer (resolution: 140,000, mass accuracy <0.5 ppm RMS).

Experimental conditions selected based on the kinetic of oxidation of cyclic paraffins in a JSR to favor the production of ketohydroperoxides: and HOMs
1 bar, T = 590 K, $\phi = 0.5$, $\tau = 1$ s

Experimental setup



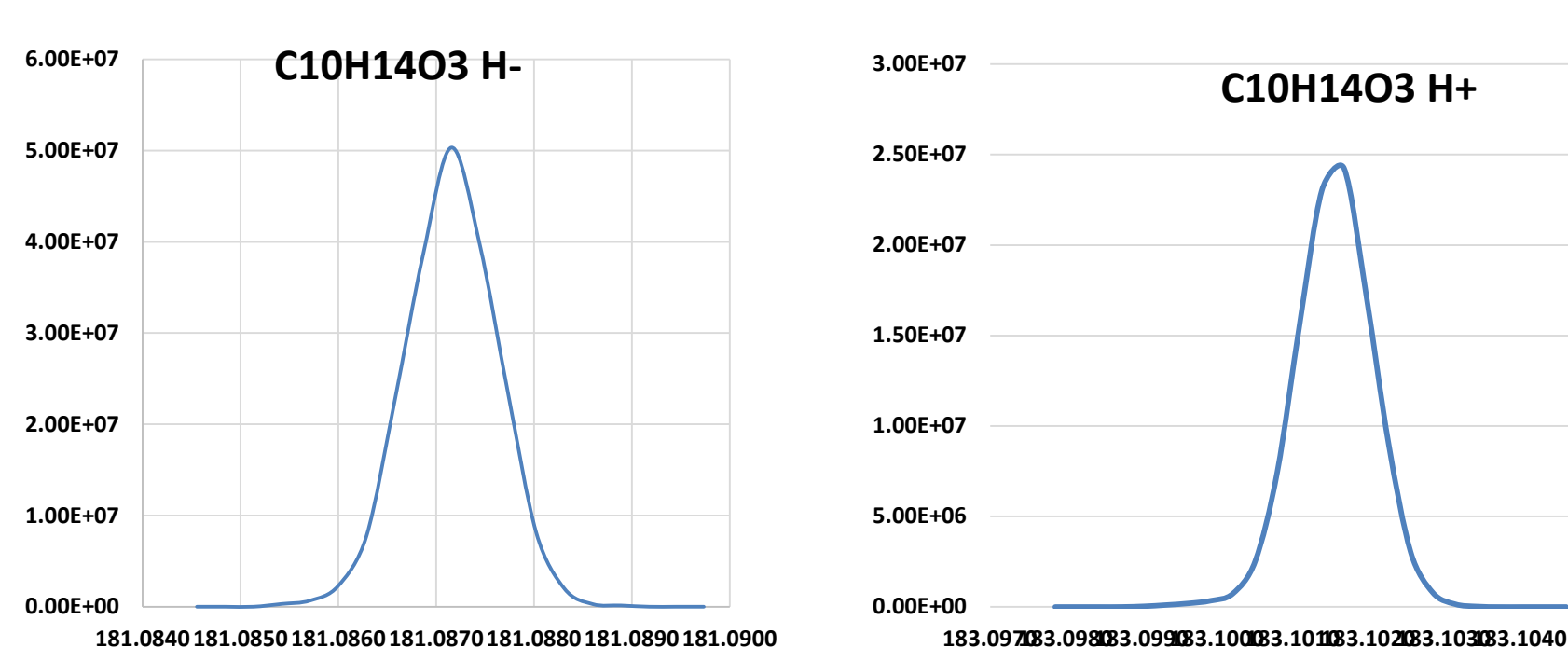
Results

Ketohydroperoxides

$C_{10}H_{14}O_3 : M$

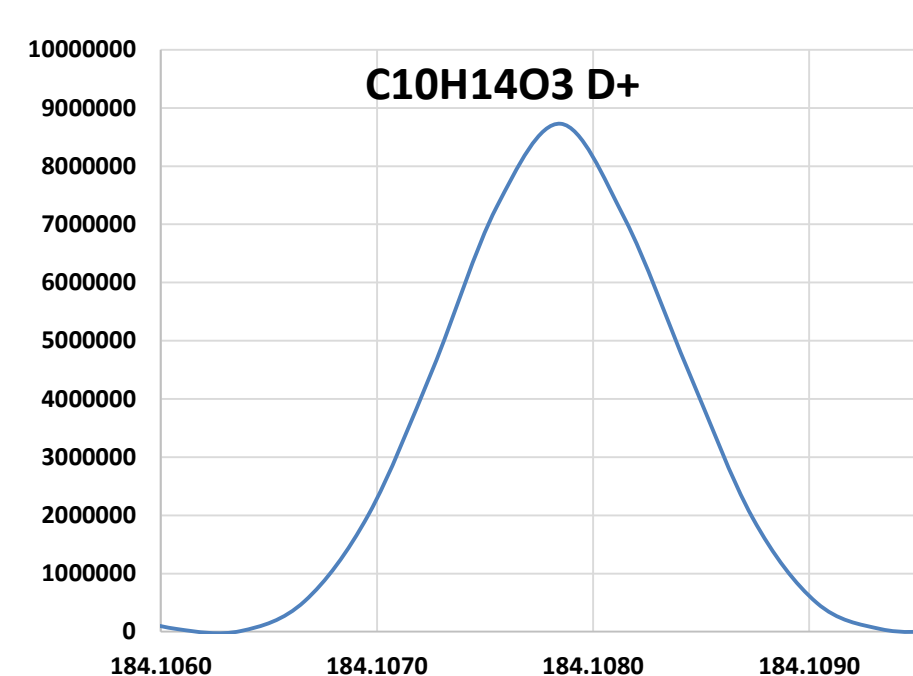
MH^+ m/z= 183.10167

$M(-H)^-$ m/z= 181.08715



H/D exchange using D_2O : $-OH \rightarrow -OD$ to confirm the presence of $-OOH$

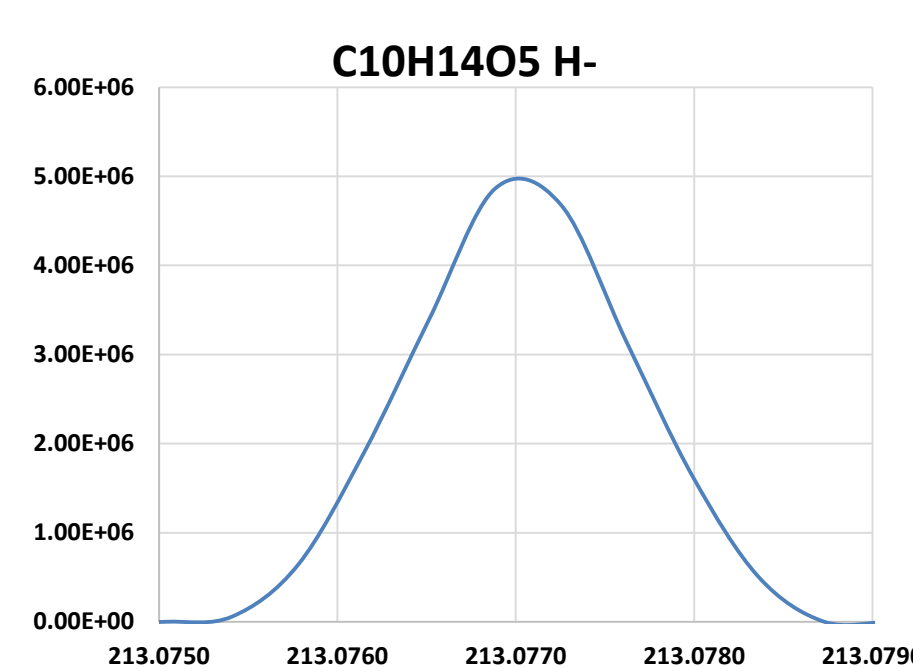
MD^+ m/z= 184.10785



HOMs

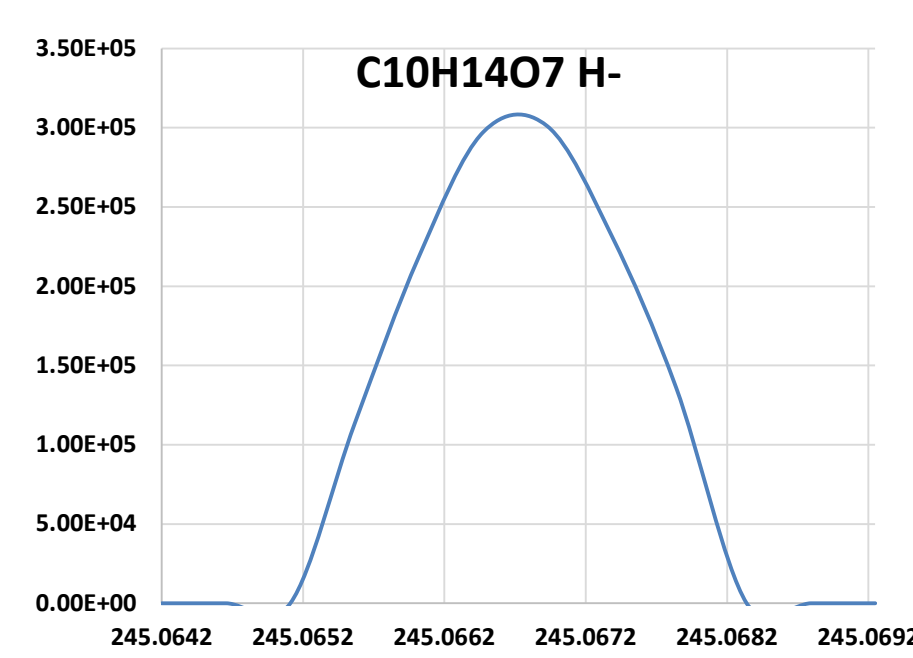
$C_{10}H_{14}O_5 : M$

$M(-H)^-$ m/z= 213.07688



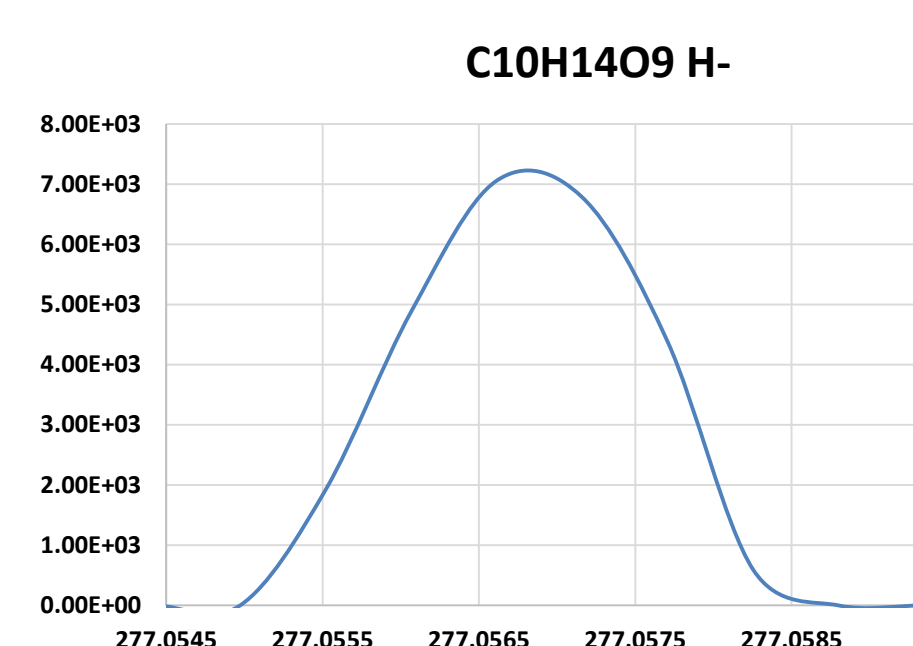
$C_{10}H_{14}O_7 : M$

$M(-H)^-$ m/z= 245.06694

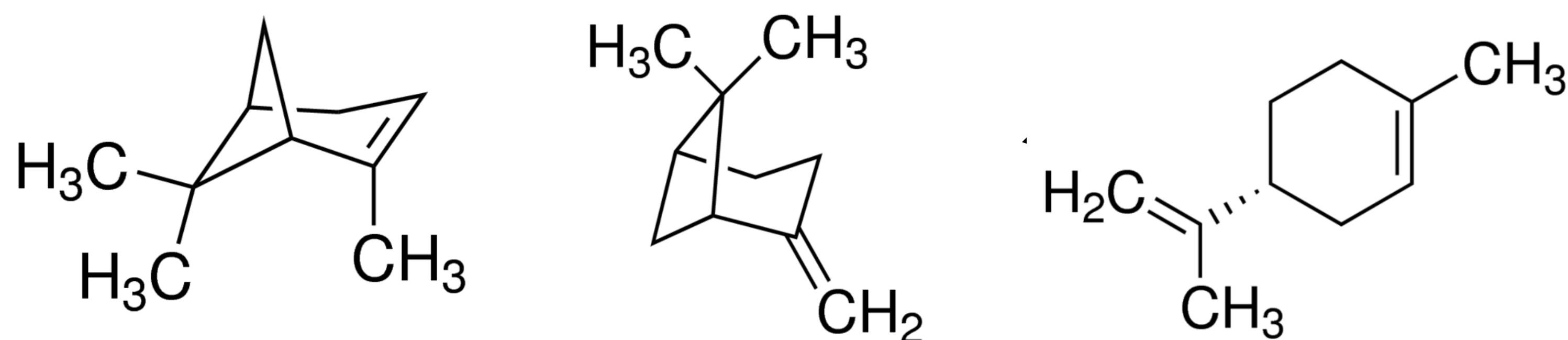


$C_{10}H_{14}O_9 : M$

$M(-H)^-$ m/z= 277.05661



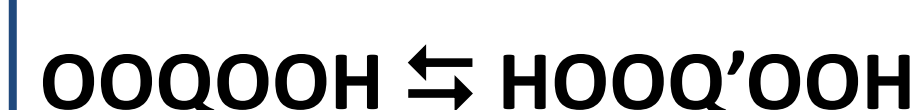
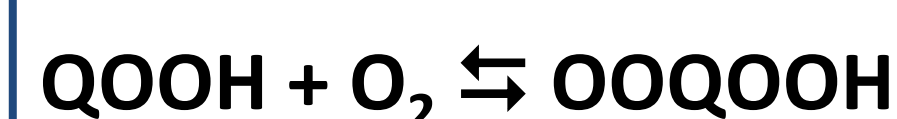
Terpenes oxidation



Reaction pathways to ketohydroperoxides



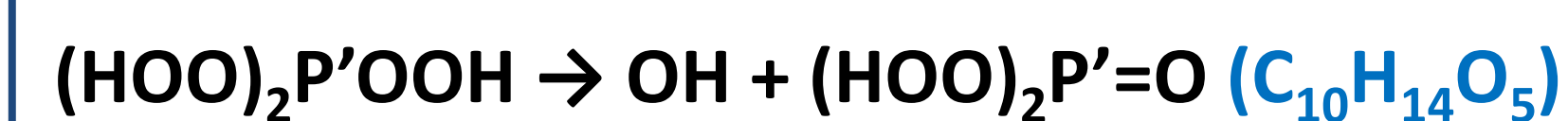
2nd O_2 addition:



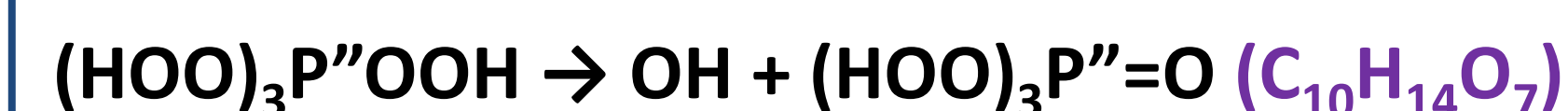
HOMs formation mechanism



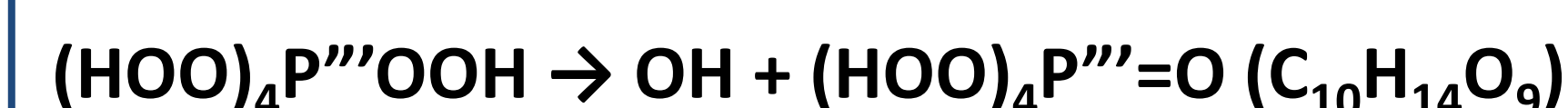
3rd O_2 addition:



4th O_2 addition:



5th O_2 addition:



Acknowledgements

Funding from Région Centre Val de Loire, FEDER, CPER PROMESTOCK, and the Labex Caprysses (ANR-11-LABX-0006-01) is gratefully acknowledged