



HAL
open science

On the origin of the elliptic flow and its dependence on the Equation of State in heavy-ion reactions at intermediate energies

A.Le Fèvre, Y. Leifels, Joerg Aichelin, Christoph Hartnack

► **To cite this version:**

A.Le Fèvre, Y. Leifels, Joerg Aichelin, Christoph Hartnack. On the origin of the elliptic flow and its dependence on the Equation of State in heavy-ion reactions at intermediate energies. International Workshop on Multi facets of EoS and Clustering (IWM-EC 2018), May 2018, Catane, Italy. pp.180, 10.1393/ncc/i2018-18180-x . hal-02137268

HAL Id: hal-02137268

<https://hal.science/hal-02137268>

Submitted on 10 Jul 2023

HAL is a multi-disciplinary open access archive for the deposit and dissemination of scientific research documents, whether they are published or not. The documents may come from teaching and research institutions in France or abroad, or from public or private research centers.

L'archive ouverte pluridisciplinaire **HAL**, est destinée au dépôt et à la diffusion de documents scientifiques de niveau recherche, publiés ou non, émanant des établissements d'enseignement et de recherche français ou étrangers, des laboratoires publics ou privés.

On the origin of the elliptic flow and its dependence on the Equation of State in heavy-ion reactions at intermediate energies

A. LE FÈVRE⁽¹⁾, Y. LEIFELS⁽¹⁾, J. AICHELIN⁽²⁾⁽³⁾ and CH. HARTNACK⁽²⁾

⁽¹⁾ GSI Helmholtzzentrum für Schwerionenforschung - Darmstadt, Germany

⁽²⁾ SUBATECH, IMT Atlantique, Université de Nantes, IN2P3/CNRS - Nantes, France

⁽³⁾ FIAS - Frankfurt-am-Main, Germany

received 3 December 2018

Summary. — Recently it has been discovered that the elliptic flow, v_2 , of composite charged particles emitted at midrapidity in heavy-ion collisions at intermediate energies shows the strongest sensitivity to the Nuclear Equation of State (EoS) which has been observed up to now within a microscopic model. This dependence on the nuclear EoS is predicted by Quantum Molecular Dynamics (QMD) calculations (LE FÈVRE A. *et al.*, *Nucl. Phys. A*, **945** (2016) 112.) which show as well that the absorption or rescattering of in-plane emitted particles by the spectator matter is not the main reason for the EoS dependence of the elliptic flow at mid-rapidity but different density gradients (and therefore different forces) in the direction of the impact parameter (x -direction) as compared to the direction perpendicular to the reaction plane (y -direction), caused by the presence of the spectator matter. The stronger density gradient in the y -direction accelerates the particles more and creates therefore a negative v_2 . When using a soft momentum-dependent EoS, the QMD calculations reproduce the experimental results.

1. – Introduction

The elliptic flow at midrapidity, originally called out-of-plane emission or squeeze-out, has attracted a lot of attention during the last years. It has been predicted in hydrodynamical simulations of heavy-ion reactions [1-3] and has later been found experimentally by the Plastic Ball Collaboration [4].

The elliptic flow is described by the second moment of the Fourier expansion v_2 of the azimuthal angle ϕ distribution of the emitted particles with respect to the reaction plane Φ_{RP} . All expansion coefficients v_n are typically functions of rapidity $y = \frac{1}{2} \ln\left(\frac{E+p_z}{E-p_z}\right)$ and of the transverse momentum p_t of the particle:

$$(1) \quad \frac{d\sigma(y, p_t)}{d\phi} = C(1 + 2v_1(y, p_t) \cos(\phi - \Phi_{RP}) + 2v_2(y, p_t) \cos 2(\phi - \Phi_{RP}) + \dots).$$

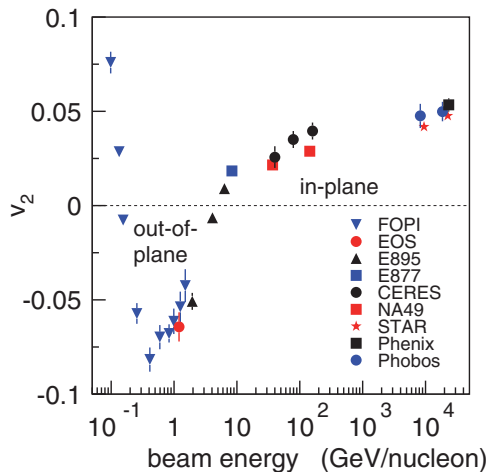


Fig. 1. – (Color online) Elliptic flow v_2 of ($Z = 1$)-particles at mid-rapidity as a function of incident beam energy in semi-central $^{197}\text{Au} + ^{197}\text{Au}$ collisions as measured by various experiments, indicated by the different symbols. Data are extracted from refs. [5-8]

The Fourier coefficients are then determined by

$$(2) \quad \langle v_n(y, p_t) \rangle = \langle \cos[n(\phi - \Phi_{RP})] \rangle \quad \text{with} \quad v_2 = \frac{p_x^2 - p_y^2}{p_x^2 + p_y^2},$$

where the angular brackets denote an averaging over all events and particles at y and p_t . A positive v_2 value characterizes a preferred emission in the reaction plane and a negative value an emission out of the reaction plane. In fig. 1 experimental results of v_2 parameters for ($Z = 1$)-particles at mid-rapidity for semi-central Au+Au collisions at various energies are compiled.

At ultra-relativistic energies the measured elliptic flow and its centrality dependence has been considered as an experimental proof that during the expansion of the system the almond-shaped initial spatial configuration of the overlap region is transformed into an elliptic flow with a *positive* v_2 value as predicted by hydrodynamics [9]. At lower energies various experimental groups [4,5] and later the FOPI Collaboration [10] have investigated the elliptic flow and found a *negative* v_2 coefficient up to beam energies of ≈ 6 AGeV with a minimum at around 0.4–0.6 AGeV [6, 11, 7]. Therefore, the elliptic flow has to be of different origin at these energies. It has been suggested in [8] that the v_2 values are negative at low energies because the compressed matter expands while the spectator matter is still present and blocks the in-plane emission. At higher incident energies the expansion takes place after the spectator matter has passed the compressed zone and therefore the elliptic flow is determined by the shape of the overlap region only, which leads to a positive v_2 . The negative v_2 at low incident energies is due to shadowing overlaid by an expansion of the compressed overlap zone [11]. The minimum of the elliptic flow v_2 coincides with the maximum of nuclear stopping at these energies [12] and high baryon densities are reached during the collision. Contrary to findings at higher beam energies where fluctuations contribute to the elliptic flow (see, *e.g.*, [13,14]) there is no convincing experimental evidence at beam energies between 0.4 and 2 A GeV that

event-by-event fluctuations play a significant role in the elliptic flow pattern [15]. The interactions with the surrounding spectator matter and the much longer collision times might be responsible for this. At even lower incident energies v_2 becomes positive again, because the attractive NN forces outweigh the repulsive NN collisions. This phenomenon has been discussed in various publications, *e.g.* [16-18].

Recently, the FOPI Collaboration has compared its experimental findings on elliptic flow v_2 of light charged particles measured in Au+Au collisions with results obtained in the framework of Quantum Molecular Dynamics (QMD) calculations [19]. One conclusion was that the elliptic flow at energies between 0.2 and 2.0 AGeV has the largest dependence on the stiffness of the nuclear EoS of all observables studied so far, an even larger dependence than found earlier in kaon production [20]. These findings created therefore a renewed interest to study in detail the origin of the elliptic flow and its dependence on the EoS. In this article we report on investigations using the Isospin Quantum Molecular Dynamics model.

2. – Survey of the reaction

The details of the Quantum Molecular Dynamics (QMD) approach have been published in [21-23]. Comparisons to experimental benchmark data measured in the incident energy region under consideration are published in [10].

Motivated by the good agreement between experimental data and the results of the IQMD model in most of the relevant flow observables [19,10], we use this model in order to understand the reaction in its full complexity. $^{197}\text{Au} + ^{197}\text{Au}$ collisions at 0.6 and 1.5 AGeV and an impact parameter of 6 fm are used as model cases, because at around 0.6 AGeV the elliptic flow excitation function reaches its minimum and 1.5 AGeV is the highest energy measured by the FOPI Collaboration. For the following discussion, only protons were taken into consideration. We verified that neither the formation of clusters nor the behavior of neutrons alter our findings.

The time evolution of the hadronic density in the three space coordinates x , y , z in mid-peripheral collisions of $^{197}\text{Au} + ^{197}\text{Au}$ at $E_{kin} = 0.2$ up to a few AGeV show similar behaviour when scaling the timing to the passing time. The passing time, t_{pass} , is the time the nuclei need to pass each other completely assuming that they do not experience deceleration and therefore continue moving with their initial velocity. For instance, for $^{197}\text{Au} + ^{197}\text{Au}$ collisions at $E_{kin} = 0.6$ AGeV the passing time is $t_{pass} = 22.9$ fm/c and 16.9 fm/c for $E_{kin} = 1.5$ AGeV. After t_{pass} the spectator matter (those nucleons of projectile and target which are outside of the overlap of projectile and target) cannot absorb nucleons from the participant region (the nucleons of the overlap region of projectile and target) anymore. The central (participant) matter is highly compressed when the overlap of the colliding system is largest at $t = 0.5t_{pass}$. Projectile and target remnants separate but they are connected for longer than t_{pass} by a ridge with a quite high particle density. This ridge will disintegrate when projectile and target remnants separate further. At half t_{pass} , we observe the highest density at $z = 0$ and therefore in the ridge.

The choice of the EoS influences the reaction scenario predicted by the model. IQMD predicts that the density of protons in the geometrical overlap region of projectile and target is substantially higher for a soft EoS, whereas at larger distances from the reaction center we observe a higher density for a hard EoS. At 0.6 AGeV this surplus in the density for a hard EoS in the xy -plane is larger in the x -direction, but it becomes rather isotropic at 1.5 AGeV. The origin of this surplus in the x -direction is rather different from that in

the y -direction. The in-plane flow is considerably stronger for a hard EoS as compared to a soft one [24-26]. In the y -direction the surplus in density of the hard EoS is concentrated at around $z = 0$, being less extended but stronger at higher energies. The emission of these particles is caused by a stronger density gradient (and hence a stronger force) in the y -direction for a hard (HM, incompressibility modulus $K = 376$ MeV) EoS as compared to a soft (SM, $k = 200$ MeV) one.

In velocity space we observe a complementary distribution. In the xy -plane (upper panels) the shift of protons in the x -direction is smaller for a soft (SM) than for a hard (HM) EoS due to a smaller acceleration yielding a weaker in-plane flow and hence a smaller velocity in the x -direction (see middle panels). The soft EoS leads also to less stopping, as can be seen in the lower panels.

Fast moving particles in the transverse direction at mid-rapidity are selected by ap-

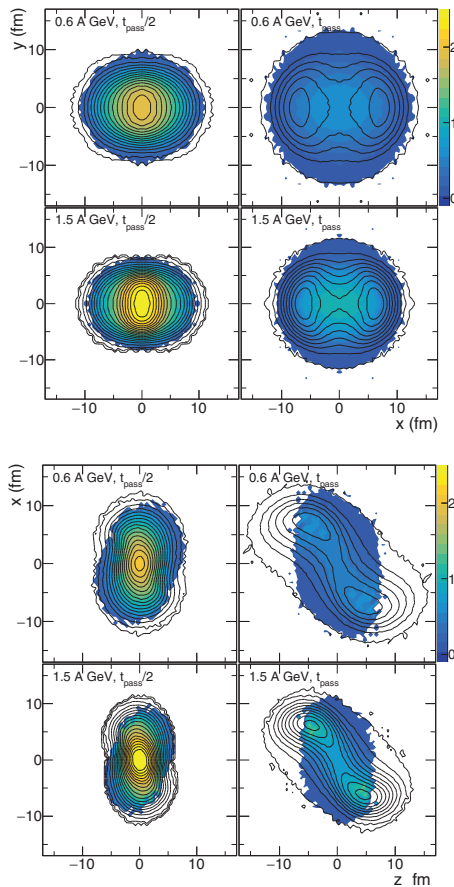


Fig. 2. – (Color online) Mean reduced baryonic density (ρ/ρ_0) in coordinate space as perceived by protons in $^{197}\text{Au} + ^{197}\text{Au}$ collisions with a soft (SM) EoS, $b = 6$ fm, at 0.6 (top) and 1.5 (bottom) AGeV incident energies, at two different times: at full overlap of the system $0.5t_{pass}$ (left) and at the passing time t_{pass} (right). Black lines and colored contours correspond to all protons and to those finally emitted at mid-rapidity ($|y_0| < 0.2$) with a high transverse velocity ($u_{t0} > 0.4$), respectively. The top four-panel groups show projections on the xy -plane, and the lower ones projections on the xz -planes.

plying the following cuts: $|y_0| < 0.2$, $u_{t0} > 0.4$. Identical cuts were used by the FOPI Collaboration for the investigation of elliptic flow. Figure 2 shows the averaged normalized nuclear density (ρ/ρ_0) obtained for a soft (SM) EoS for this selection of participant protons in the xy -plane (upper four panels) and in the zx -plane (lower four panels) for 0.6 and 1.5 AGeV incident energies at $t = 0.5t_{pass}$ (left column) and $t = t_{pass}$ (right column). The density profiles are integrated over the third dimension. We confront this average density (color scaled) of protons finally observed with high velocities at mid-rapidity with the density of all protons (contours). We observe that at full overlap, $t = 0.5t_{pass}$, the innermost participants form a dense almond-shaped core which is out-of-plane elongated. This is the target-projectile overlap region, where the compression is highest. On the contrary, the outermost participants, which form a more dilute medium, are extending in-plane, aligned with the spectator distribution, though slightly tilted as a consequence of stopping. Later, at passing time (right panel), the innermost (compressed) participants expand in-plane, but not with enough pressure to produce a positive elliptic flow v_2 , as we will see later. This is in contrast to the situation at higher bombarding energies where the strength of the compression is high enough to make the in-plane expansion dominant. The outermost participants undergo a twofold evolution: First by expanding out-of-plane (seen on the xy -plane) which will produce a negative v_2 as will be shown later. Second by forming an in-plane ridge between the bulk of the spectators (seen on the xz -plane). The higher the incident energy the higher is the density of this ridge and of the initial almond-shaped core.

3. – The elliptic flow

Looking at the time evolution of the elliptic flow $v_2(t) = \frac{p_x^2(t) - p_y^2(t)}{p_x^2(t) + p_y^2(t)}$ of mid-rapidity protons in the $^{197}\text{Au} + ^{197}\text{Au}$ collisions between 0.2 and a few AGeV for SM and HM nuclear equation of state, we observe that it starts to develop after approximately half the passing time t_{pass} and evolves rapidly. After twice the passing time, v_2 reaches its final value. It is negative for most of the collision times and for both energies. But there is a tendency to be positive in the early stage of the collision. If one selects protons emerging with a high transverse velocity $u_{t0} > 0.4$ the amplitude of the elliptic flow signal is enhanced and it is mostly negative throughout the whole collision process. Comparing the predictions for a soft (SM) and a hard (HM) equation of state one remarks that the value of v_2 at mid-rapidity depends strongly on the EoS; this effect is enhanced if protons with a high transverse velocity are selected.

Scattering of nucleons and the mean-field (potential) interactions are contributing to the elliptic flow signal. In the simulations, it is possible to distinguish both contributions and investigate how they develop as a function of time. This is achieved by recording the momenta of protons before and after each collision and before and after each time step during which the proton propagates in the potential created by all other nucleons.

Hence, the momentum change due to collisions can be written as

$$(3) \quad \Delta \mathbf{P}^{coll}(t) = \mathbf{p}^{coll}(t) - \mathbf{p}(0) = \sum_{i=1}^{N_c(t)} \Delta \mathbf{p}_i^{coll},$$

where $N_c(t)$ is the number of collisions a particle experiences until time t , $\Delta \mathbf{p}_i^{coll}$ the momentum transfer in the i -th collision, and $\mathbf{p}(0)$ the initial momentum of the particle.

For potential interactions the time integrated momentum change is

$$(4) \quad \Delta \mathbf{P}^{m.f.}(t) = \mathbf{p}^{m.f.}(t) - \mathbf{p}(0) = \sum_{i=0}^{i(t)} \int_{t_i}^{t_{i+1}} \dot{\mathbf{p}}^{m.f.} dt.$$

With these prescriptions we define the momentum change into the transverse direction as follows

$$(5) \quad \Delta \mathbf{P}_t^{coll,m.f.}(t) = (\Delta P_x^{coll,m.f.}(t), \Delta P_y^{coll,m.f.}(t))$$

In order to visualize the effect of the momentum transfers on the elliptic flow phenomena more strongly, we project the transverse momentum transfer vector onto the final momentum vector of the particle \mathbf{p}_{final}

$$(6) \quad \langle \Delta P_t^o(t) \rangle = \left\langle \Delta \mathbf{P}_t(t) \cdot \frac{\mathbf{p}_{final}}{|\mathbf{p}_{final}|} \right\rangle.$$

The angular brackets denote an averaging over events and particles.

Figure 3 shows this *oriented* transverse momentum change $\langle \Delta P_t^o(t) \rangle$ for beam energies of 0.6 AGeV, separately for transverse momentum changes due to collisions (left panel) and due to potential interactions (right panel) at different collision times. The positive values are highlighted by black contour lines. $\langle \Delta P_t^o(t) \rangle$ of protons is shown as a function of their $(x(t), y(t))$ position at half passing time $t = t_{pass}/2$ (top) and at passing time $t = t_{pass}$ (bottom). Protons are selected which are finally emitted at mid-rapidity ($|y_0| < 0.2$). Comparing the scales of the left and right panels, one first observes that the transverse momentum transfer due to collisions is about an order of magnitude larger than that due to potentials.

In the overlap zone of projectile and target, where the number of collisions is highest, the collisions create quite early (at half passing time) a large value of $\langle \Delta P_t^o(t) \rangle$. This means that the momentum transfer is large in the initial violent collisions and the direction of the particle momentum is—on the average—already close to the final one. Because the nucleons gained a considerable transverse momentum, this zone of violent collisions expands rapidly keeping its almond shape.

$\langle \Delta P_t^o(t) \rangle$ due to potential interactions shows a quite different structure. The out-of-plane momentum transfer is large in the vicinity of the tips of the almond shape overlap zone because these nucleons are directly situated between vacuum and the central densest zone. Therefore they feel the highest density gradient and hence the largest force. The comparison of the top (half passing time) and bottom rows (passing time) shows how these accelerated particles move in the y -direction out of the overlap zone. Qualitatively there is little difference between the reactions from 0.2 AGeV up to a few AGeV. Particles distant from the center of the reaction show a negative $\langle \Delta P_t^o(t) \rangle$. They are feeling the attractive potential of the remnant and are getting decelerated. There is also a zone around the origin where $\langle \Delta P_t^o(t) \rangle$ is negative. As fig. 3 top right shows, these nucleons form the ridge between projectile and target remnant. The density of the ridge around $z = x = y = 0$ decreases between $t_{pass}/2$ and t_{pass} . But the nuclear matter is attracted by the moving spectators in the xz -plane and its velocity in transverse direction is reduced.

The elliptic flow v_2 is not related to the magnitude of the transverse momentum change $\langle \Delta P^o(t) \rangle$ but to its anisotropy in x and y . To access this situation the quantity

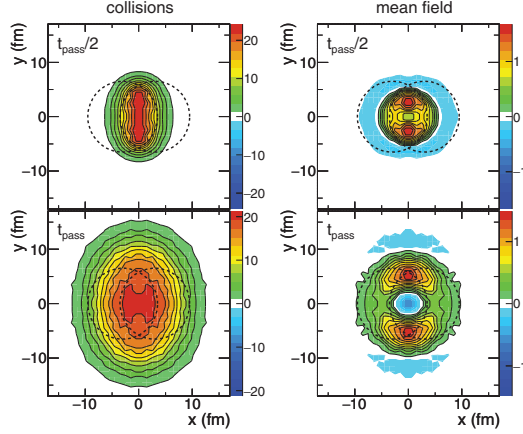


Fig. 3. – (Color online) IQMD (with SM EoS) predictions for mid-central ($b = 6$ fm) collisions of $^{197}\text{Au} + ^{197}\text{Au}$ at 0.6 AGeV incident energy, at two times: $t_{pass}/2$ (maximal overlap) and t_{pass} , top and bottom panels, respectively. The panels display $\Delta P_t^o(t)$ in $\text{MeV}/\text{fm}^2/\text{event}$ defined in the text as a function of the (x, y) positions of protons at the respective times. Only protons finally at mid-rapidity ($|y_0| < 0.2$) are selected. The left and right panels show the momentum transfer due to collisions and to the mean field, respectively. As a reference, the superimposed circles show the spatial extension of the incoming projectile and target in this plane. Positive values are marked by black contour lines.

$\Delta P_{y-x}^o(t) = \Delta P_y^o(t) - \Delta P_x^o(t)$ is introduced. For a single proton the directed momentum change $\Delta P_i^o(t)$ is defined by the momentum change in the x - or y -direction $\Delta P_i(t)$ projected onto the direction of the respective component of the final momentum vector,

$$(7) \quad \langle \Delta P_i^o(t) \rangle = \left\langle \Delta P_i(t) \cdot \frac{p_{i,final}}{|p_{i,final}|} \right\rangle.$$

$\langle \Delta P_i^o \rangle$ is calculated for momentum changes due to potentials and due to collisions defined in eqs. (4) and (3), respectively. This observable exhibits an excess in the y -direction, clearly visible for the potential interaction, but also the collisions produce such an effect with an amplitude which becomes smaller with higher projectile velocity until it vanishes at 1.5 AGeV incident energy.

The stiffness of the equation of state has no visible influence on the amplitude of the collisional out-of-plane momentum excess. This is related to the fact that the number of collisions is almost unchanged by the choice of the equation of state. The correlation of the time evolution of the collisional $\Delta P_y^o - \Delta P_x^o$ with the number of collisions is particularly marked at the lower incident energy.

An additional reason for the EoS independence of the collisional out-of-plane flow is the Pauli blocking. Its influence is only studied for the lower energy because it is negligible at the higher one. Without Pauli blocking there is a visible sensitivity to the nuclear EoS for this observable when only collisional contributions are considered. However, Pauli blocking quenches the out-of-plane flow due to collisions, starting from the densest phase of the collisions, at half t_{pass} (maximal overlap). The quenching is stronger for the softer (SM) EoS because the central hadron densities reached during

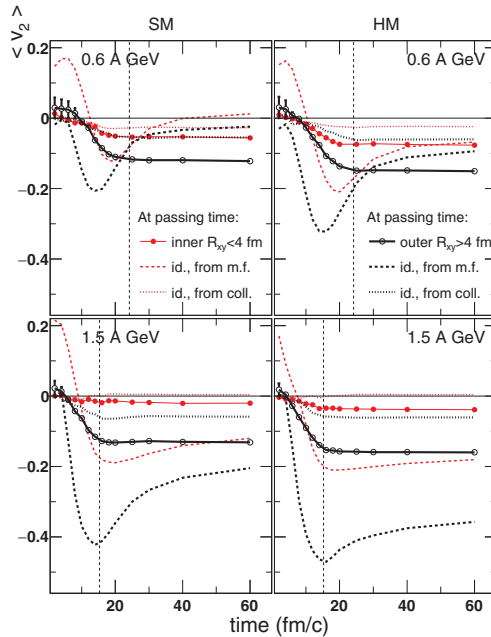


Fig. 4. – (Color online) Time evolution of the average elliptic flow, v_2 , of protons finally emitted at mid-rapidity ($|y_0| < 0.2$) with a large transverse velocity $u_{t0} > 0.4$ in $^{197}\text{Au} + ^{197}\text{Au}$ collisions at $b=6$ fm and at 0.6 (top) and 1.5 (bottom) AGeV incident energy, with a soft (SM, right) and a hard (HM, left) EoS. The protons situated, at the passing time, transversally close (radial distance to the center of the collision on the transversal plane $R_{xy} < 4$ fm) or far ($R_{xy} > 4$ fm) to/from the main axis of the collision are distinguished, respectively, by red and black lines. The overall v_2 (symbols) is detailed into its two contributions: the v_2 developed by the momentum transfer due to the mean field and due to the collisions are depicted by dashed and dotted lines, respectively. Black vertical dashed lines indicate the passing time.

the collision process are larger. Thus, the model predicts that without Pauli blocking there would be a collisional contribution to the EoS dependence of v_2 , but with Pauli blocking this sensitivity is vanishing, which finally leads to the observation that there is no collisional contribution to the EOS dependence of the v_2 signal.

The mean-field contribution to the out-of-plane momentum flow is enhanced by both, the incident energy and the stiffness of the equation of state: moderate at 0.6 AGeV with the soft (SM) EoS, contributing to only 30% of the total $\Delta P_y^o - \Delta P_x^o$, very strong and dominating at 1.5 AGeV with the stiffer (HM) EoS. This is directly correlated with the strength of the mean field, nearly doubled for the harder (HM) EoS. In conclusion, we observe that the only essential dependence of the out-of-plane flow on the EOS comes from the mean field.

The origin of v_2 is further investigated by analyzing the elliptic flow in the xy -plane as a function of the transversal distance of the protons from the center of the reaction. The positions of the protons are evaluated at t_{pass} . The results of such an analysis are presented in fig. 4. As before, protons were selected which are finally emerging in the mid-rapidity region $|y_0| < 0.2$ with high transverse velocity u_{t0} which only enhances the

amplitude of the observed phenomena. First we observe that the collisional contribution to v_2 reaches its asymptotic value early, before or close to the passing time t_{pass} , when collisions cease. The collisional contribution to v_2 is a fast process because it needs the presence of the spectators to induce an in-plane quenching effect. The mean-field contribution stabilizes at a slightly later time at 0.6 AGeV and even later at 1.5 AGeV, long after the strength of the force reaches its maximal value.

Another feature is that the outermost nucleons ($R_{xy} > 4$ fm) are the main source of the overall negative v_2 , they develop a much stronger out-of-plane flow. This is observed for the collisional contribution because the early in-plane screening by the spectators affects only the outermost nucleons, whereas the collisions of the inner nucleons create a nearly azimuthally isotropic distribution. We have already seen in fig. 3 that the mean-field contribution to the negative v_2 originates mostly from the nucleons of the outer region. This is well quantified in fig. 4. The density gradient is higher in the vicinity of the tips of the overlapping zone of the colliding system. This creates a stronger force and hence a higher momentum flow. The out-of-plane flow, created by the mean field, has reached a maximum at half the passing time for the reaction at the lower energy, 0.6 AGeV, and at passing time for the higher energy. Later it decreases due to the formation of the in-plane ridge seen in fig. 2 and due to the mean field which lowers the momenta of the escaping nucleons. Asymptotically, the potential interactions are the main origin of the overall out-of-plane elliptic flow, v_2 , apart from reactions at energies below 1 AGeV where the collisions contribute equally when the nuclear matter EoS is soft, *i.e.*, the number of collisions is large.

The present scenario is very different from that at ultra-relativistic energies where the highly compressed overlap region develops a positive v_2 which is scaling with eccentricity of the almond shaped overlap region which is converted by the pressure gradient into a momentum asymmetry after the resulting expansion. At low energies, the internal Fermi motion of the nucleons is of the same order of magnitude as the momentum changes due to the density gradients. The passing time is long and the nucleons in the overlap region react to the sudden increase in density by expanding while projectile and target remnants are passing. The higher the beam energy the shorter is the passing time and the less the initial Fermi motion inside the projectile and the target can change the shape of the overlap region—which becomes therefore almost frozen. At lower energies, the initial Fermi motion overwhelms the less energetic fireball at the outer part of the high density region, making the final momentum distribution almost spherical, whereas the inner core remains almond shaped. This latter is not dense enough to create the pressure necessary to convert the spatial eccentricity into a positive v_2 by the consecutive expansion. The higher the beam energy the more energy is stored in the overlap region, hence the higher gets the pressure. As a consequence, with increasing the beam energy, v_2 becomes positive, as also observed experimentally.

The excitation function of the elliptic flow parameters v_2 of mid-rapidity protons in $^{197}\text{Au} + ^{197}\text{Au}$ collisions at $b = 4$ fm is shown in fig. 5: The momentum integrated distribution is shown (dashed lines) as well as the v_2 when requiring that $u_{t0} > 0.8$ (full lines). Results with a soft (SM, black lines) and a hard (HM, red lines) EoS vary widely above 0.4 AGeV beam energy. We observe in addition a strong beam energy dependence of the elliptic flow signal in this regime. A maximum of the amplitude is reached at around 0.6 AGeV. The strength of v_2 is enhanced when focusing on protons with a large transverse velocity. Comparing with experimental observations for protons having a high $u_{t0} > 0.8$ [10] at around the same impact parameter, we find a good agreement using the soft (SM) EoS (full black line in fig. 5) in accordance with results of ref. [19]. There,

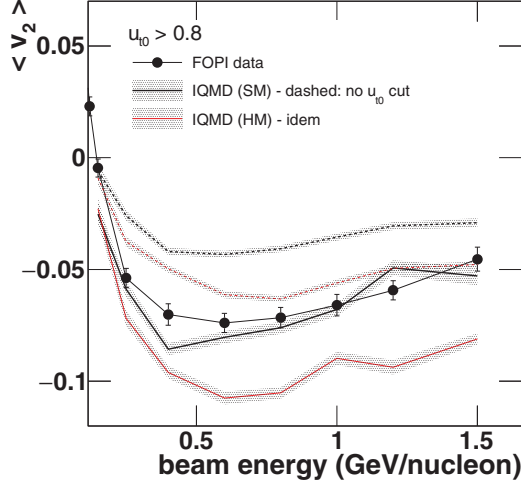


Fig. 5. – (Color online) Excitation function of the elliptic flow v_2 of protons at mid-rapidity. The experimental data (black circles) are from the FOPI Collaboration published in fig. 29 of ref. [10]. The data is measured in the impact parameter range $3.1 \text{ fm} < b < 5.6 \text{ fm}$ and a cut on $u_{t0} > 0.8$ is applied. IQMD Model results are presented for two different nuclear EOS' (HM with red lines and SM with black lines) for $b = 4 \text{ fm}$ and with an additional cut on $u_{t0} > 0.8$ (full lines) and without any cut (dashed lines).

both the amplitude and the evolution of the elliptic flow with the bombarding energy are well reproduced by the model.

From this analysis we can conclude that the elliptic flow observed in the reactions around $E_{kin} \approx 1 \text{ AGeV}$ for protons at mid-rapidity ($|y_0| < 0.2$) has two origins: The collisions of participant nucleons with the spectator matter (collisional contribution) and the acceleration of participants in the mean field (mean-field contribution). The collisional component of v_2 is almost independent of the EoS, whereas the mean-field contribution is for a hard EoS (HM) roughly twice as large as that for a soft EoS (SM). At lower energies (0.6 AGeV) for a soft EoS collisional and mean field contributions are about equal, in all other cases the contribution of the mean field dominates. The mean field induces an out-of-plane flow because those nucleons which are close to the surface of the interaction zone in the y -direction get accelerated out of the reaction plane due to a strong density gradient in this direction whereas nucleons close to the surface of the interaction zone in the x -direction see a much smaller density gradient due to the presence of the spectator matter. This effect is amplified if one selects particles with a high transverse velocity. The calculations with a soft EoS (SM) are in better agreement with the experimental data than that with a hard equation of state (HM).

* * *

We acknowledge extensive discussions with W. Reisdorf. The project was supported by the French-German Collaboration Agreement IN2P3-DSM/CEA-GSI.

REFERENCES

- [1] STOECKER H., CSERNAI L. P., GRAEBNER G., BUCHWALD G., KRUSE H., CUSSON R. Y., MARUHN J. A. and GREINER W., *Phys. Rev. C*, **25** (1982) 1873.
- [2] BUCHWALD G., GRAEBNER G., THEIS J., MARUHN J., GREINER W., STOECKER H., FRANKEL K. A. and GYULASSY M., *Phys. Rev. C*, **28** (1983) 2349.
- [3] STOECKER H. and GREINER W., *Phys. Rep.*, **137** (1986) 277.
- [4] GUTBROD H. H., KAMPERT K. H., KOLB B., POSKANZER A. M., RITTER H. G., SCHICKER R. and SCHMIDT H. R., *Phys. Rev. C*, **42** (1990) 640.
- [5] E895 COLLABORATION (PINKENBURG C. *et al.*), *Phys. Rev. Lett.*, **83** (1999) 1295, arXiv:nucl-ex/9903010.
- [6] FOPI COLLABORATION (ANDRONIC A. *et al.*), *Phys. Lett. B*, **612** (2005) 173, arXiv:nucl-ex/0411024.
- [7] ANDRONIC A., LUKASIK J., REISDORF W. and TRAUTMANN W., *Eur. Phys. J. A*, **30** (2006) 31, arXiv:nucl-ex/0608015.
- [8] DANIELEWICZ P., LACEY R. and LYNCH W. G., *Science*, **298** (2002) 1592, arXiv:nucl-th/0208016.
- [9] LUZUM M. and ROMATSCHKE P., *Phys. Rev. Lett.*, **103** (2009) 262302, arXiv:0901.4588 [nucl-th].
- [10] FOPI COLLABORATION (REISDORF W. *et al.*), *Nucl. Phys. A*, **876** (2012) 1, arXiv:1112.3180 [nucl-ex].
- [11] FOPI COLLABORATION (STOICEA G. *et al.*), *Phys. Rev. Lett.*, **92** (2004) 072303, arXiv:nucl-ex/0401041.
- [12] FOPI COLLABORATION (REISDORF W. *et al.*), *Phys. Rev. Lett.*, **92** (2004) 232301, arXiv:nucl-ex/0404037.
- [13] OLLITRAULT J. Y., POSKANZER A. M. and VOLOSHIN S. A., *Phys. Rev. C*, **80** (2009) 014904, arXiv:0904.2315 [nucl-ex].
- [14] PANG L., WANG Q. and WANG X. N., *Phys. Rev. C*, **86** (2012) 024911, arXiv:1205.5019 [nucl-th].
- [15] FOPI COLLABORATION (BASTID N. *et al.*), *Phys. Rev. C*, **72** (2005) 011901, arXiv:nucl-ex/0504002.
- [16] LUKASIK J. *et al.*, *Phys. Lett. B*, **608** (2005) 223, arXiv:nucl-ex/0410030.
- [17] ZHENG Y. M., KO C. M., LI B. A. and ZHANG B., *Phys. Rev. Lett.*, **83** (1999) 2534, arXiv:nucl-th/9906076.
- [18] SAHU P. K., CASSING W., MOSEL U. and OHNISHI A., *Nucl. Phys. A*, **672** (2000) 376.
- [19] LE FÈVRE A., LEIFELS Y., REISDORF W., AICHELIN J. and HARTNACK C., *Nucl. Phys. A*, **945** (2016) 112.
- [20] HARTNACK C., OESCHLER H. and AICHELIN J., *Phys. Rev. Lett.*, **96** (2006) 012302, arXiv:nucl-th/0506087.
- [21] AICHELIN J., *Phys. Rep.*, **202** (1991) 233.
- [22] HARTNACK C., OESCHLER H., LEIFELS Y., BRATKOVSKAYA E. L. and AICHELIN J., *Phys. Rep.*, **510** (2012) 119, arXiv:1106.2083 [nucl-th].
- [23] HARTNACK C., PURI R. K., AICHELIN J., KONOPKA J., BASS S. A., STOECKER H. and GREINER W., *Eur. Phys. J. A*, **1** (1998) 151, arXiv:nucl-th/9811015.
- [24] AICHELIN J., ROSENHAUER A., PEILERT G., STOECKER H. and GREINER W., *Phys. Rev. Lett.*, **58** (1987) 1926.
- [25] PEILERT G., STOECKER H., GREINER W., ROSENHAUER A., BOHNET A. and AICHELIN J., *Phys. Rev. C*, **39** (1989) 1402.
- [26] HARTNACK C. and AICHELIN J., *Phys. Lett. B*, **506** (2001) 261, arXiv:nucl-th/9901087.