



**HAL**  
open science

## **Human Exposure Assessment in Indoor Environments Using A 60 GHz Personal Exposure Meter**

Reza Aminzadeh, Abdou Khadir Fall, Jérôme Sol, Arno Thielens, Philippe Besnier, Maxim Zhadobov, Nele de Geeter, Prakash Parappurath Vasudevan, Luc Dupré, Roel Van Holen, et al.

► **To cite this version:**

Reza Aminzadeh, Abdou Khadir Fall, Jérôme Sol, Arno Thielens, Philippe Besnier, et al.. Human Exposure Assessment in Indoor Environments Using A 60 GHz Personal Exposure Meter. BioEM2018 Joint Meeting of The Bioelectromagnetics Society (BEMS), Jun 2018, Portoroz, Slovenia. hal-02133570

**HAL Id: hal-02133570**

**<https://hal.science/hal-02133570v1>**

Submitted on 18 May 2019

**HAL** is a multi-disciplinary open access archive for the deposit and dissemination of scientific research documents, whether they are published or not. The documents may come from teaching and research institutions in France or abroad, or from public or private research centers.

L'archive ouverte pluridisciplinaire **HAL**, est destinée au dépôt et à la diffusion de documents scientifiques de niveau recherche, publiés ou non, émanant des établissements d'enseignement et de recherche français ou étrangers, des laboratoires publics ou privés.

# Human Exposure Assessment in Indoor Environments Using A 60 GHz Personal Exposure Meter

Reza Aminzadeh<sup>1</sup>, Abdou Khadir Fall<sup>2</sup>, Jerome Sol<sup>2</sup>, Arno Thielens<sup>1,3</sup>, Philippe Besnier<sup>2</sup>, Maxim Zhadobov<sup>4</sup>, Nele De Geeter<sup>5</sup>, Prakash Parappurath Vasudevan<sup>1,6</sup>, Luc Dupré<sup>5</sup>, Roel Van Holen<sup>6</sup>, Luc Martens<sup>1</sup>, and Wout Joseph<sup>1</sup>

<sup>1</sup> Dept. of Information Technology (INTEC), Ghent University / imec, Ghent, Belgium

<sup>2</sup> Institute of Electronics and Telecommunications of Rennes, INSA of Rennes, Rennes, France

<sup>3</sup> Berkeley Wireless Research Center, Department of Electrical Engineering and Computer Sciences, University of California, Berkeley, United States

<sup>4</sup> Institute of Electronics and Telecommunications of Rennes, University of Rennes 1, Rennes, France

<sup>5</sup> Dept. of Electrical Energy, Systems and Automation (EESA), Ghent, Belgium

<sup>6</sup> Dept. of Electronics and Information Systems (Elis), Ghent University / imec, Ghent, Belgium

\*Corresponding author e-mail: reza.aminzadeh@UGent.be

## SHORT ABSTRACT

This paper presents the first mm-wave personal exposure meter (mm-PEM) to assess human exposure to the 5th generation of mobile networks (5G) in indoor environments. The mm-PEM consists of 9 elements of an antenna array and is calibrated on a skin-equivalent phantom in a reverberation chamber at 60 GHz. The designed mm-PEM has a response of 1.043 (0.17 dB) at 60 GHz which is very close to the desired response of a PEM i.e. 1 (0 dB). The mm-PEM measured an incident power density of 41 mW.m<sup>-2</sup> at 60 GHz for an input power of 1 mW in the empty chamber.

## INTRODUCTION

The rapid progress in 60-GHz wireless technologies and the availability of the 5th generation of mobile networks (5G) in the near future [1] has raised concerns regarding the potential adverse health effects of mm-waves on human body. The absorption of mm-waves is limited to skin tissues [1]. Therefore, the incident power density (IPD) is studied as a dosimetric quantity. The safety limits of IPD are 1 mW.cm<sup>-2</sup> and 5 mW.cm<sup>-2</sup> averaged over 20 cm<sup>2</sup> of the exposed area for general public and occupational exposure, respectively [2]. Human exposure to radiofrequency (RF) electromagnetic fields is usually measured by Personal Exposimeters (PEMs) [3, 4]. These are portable devices worn on body allowing for continuous measurement of the electric fields strength in several frequency bands for which protocols have been developed [5]. PEMs are calibrated in free space while used on body. In other words, the measured values are compromised by the presence of the human body and thus have large measurement uncertainties [6]. In order to reduce this measurement uncertainty, personal distributed exposimeters (PDE) with multiple antennas can be used for single [7] and multi telecommunication bands [8].

Research shows that people spend more than 80% of their times indoors [9]. This could increase human exposure the electromagnetic fields. The total power in an indoor environment consists of specular and diffuse multipath components. The former and the latter are due to the reflections from large surfaces and presence of objects in a room, respectively. The DMC can contribute up to 95% to the total power density in an indoor environment [10].

The novelties of this research are as follows: 1) For the first time, design and calibration of a mm-wave personal exposure meter (mm-PEM) for RF exposure assessment in indoor environments. 2) on-phantom calibration of the mm-PEM in a reverberation chamber (RC) at 60 GHz. 3) To determine the measurement uncertainty of the proposed mm-PEM including 9 antenna elements.

## MATERIALS AND METHODS

The goal is to determine the measurement uncertainty of the designed mm-PEM in diffuse indoor environments. The mm-PEM consisting of 9 antennas is calibrated in an RC at 60 GHz with a bandwidth of 1 GHz. The experimental setup is shown in Figure 1.




Figure 1. The proposed experimental setup inside the reverberation chamber for on-body calibration of the mm-PEM.

The dimensions of the RC are  $0.58 \times 0.592 \times 0.595 \text{ m}^3$ . The antenna used for this study is a microstrip four-patch antenna array (Rx) [11]. The surface of the phantom is divided into 9 symmetric locations (i) with a distance of 4 cm. First, the Rx is placed at every location i and the scattering (S-) parameters are measured for every position of the Rx on the phantom and for 100 positions of the stirrer. Second, the measurements are repeated for the Rx far from the phantom at the same locations i. This is to emulate free space conditions for the RX when the RC is loaded with the phantom. The IPD ( $S_i$ ) for the Rx at every location i is obtained as:

$$S_i = \frac{Q_i P_t \lambda}{2\pi V} \quad (1)$$

Where  $Q_i$  is the quality factor of the RC for the Rx at location i,  $P_t$  is the transmitted power,  $\lambda$  is the wavelength and  $V$  is the volume of the RC. The Q-factor of the RC is calculated from the S-parameters [12].

The response  $R$  of the mm-PEM is determined as the ratio of the received power  $P_r$  on the Rx placed on the phantom and the Rx in the loaded RC (Rx far from the phantom):

$$R = \frac{P_{r,phantom}}{P_{r,no-phantom}} \quad (2)$$

## RESULTS

Figure 2 illustrates the measured response of the mm-PEM averaged over 100 positions of the stirrer for 9 individual antennas on the phantom and the spatial average over 9 locations (antennas) on the phantom. Using a single antenna results in either underestimation (0.6 or -2.21 dB) or overestimation (1.4 or 1.46 dB) of the incident fields inside the RC. Using the average over 9 antennas the mm-PEM has an R of 1.043 (0.18 dB) at 60 GHz. This is an excellent agreement with the ideal value of R that is 1 (0 dB) for a PEM on body. Using less than 3 antennas leads to an overestimation of the IPD up to a factor of 1.25 to 1.4. Increasing the number of antennas up to 9 decreases the response to the values close to 1 as discussed above. Using 9 antennas the mm-PEM has an R of 0.85 (-0.66 dB) to 1.13 (0.55 dB) in the range of 59.5 to 60.5 GHz.

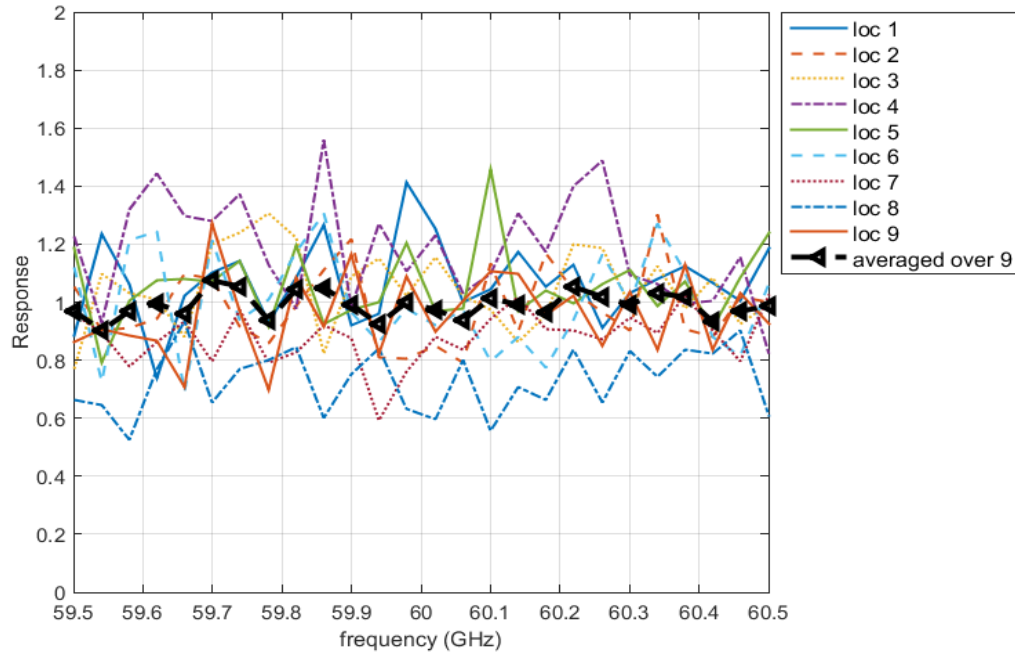


Figure 2. The response of the mm-PEM for 9 single antennas on symmetric locations on the phantom and for the average over 9 antennas.

Figure 3 shows the measured IPD for the antenna in the empty RC and on the skin-phantom in the range of 59.5 to 60.5 GHz. The measured IPD at 60 GHz for an input power of 1 mW are  $40.9 \text{ mW.m}^{-2}$  and  $12 \text{ mW.m}^{-2}$  for the antenna in the empty RC and on the phantom, respectively. The measured IPD in the empty RC is about 3.4 times higher than the measured IPD for the antenna on the phantom.

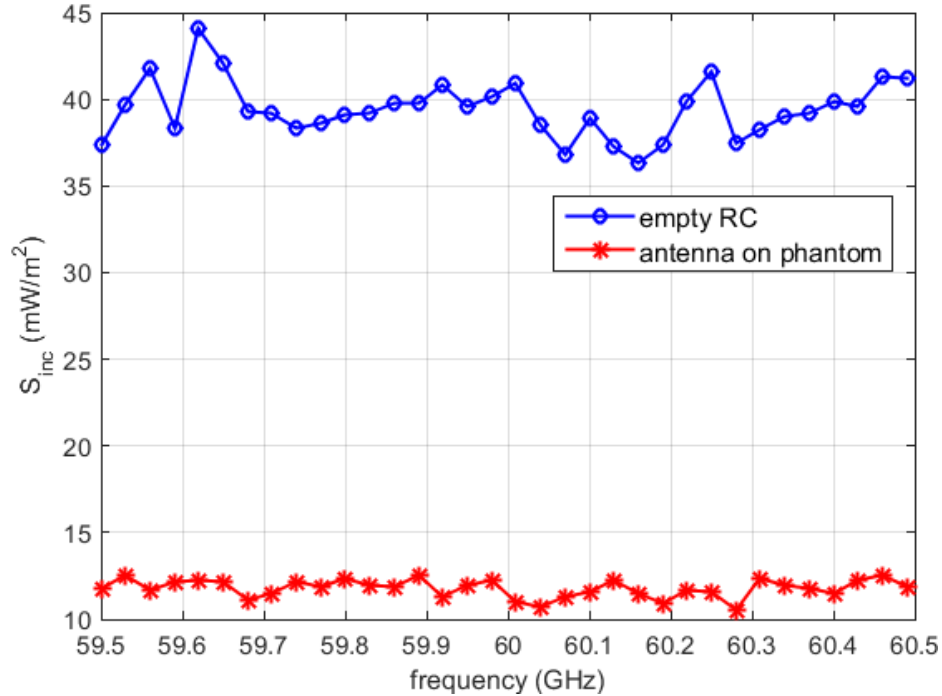


Figure 3. The measured incident power density in the empty RC versus for the antenna on the phantom.

## CONCLUSIONS

A mm-PEM is designed and calibrated in a reverberation chamber in the range of 59.5 to 60.5 GHz. The mm-PEM will be used to measure personal exposure to 5G and wireless communication systems operating in the mm-wave band in indoor environments. We showed that using 9 antennas on a skin-equivalent phantom provides a response of 1.043 (0.17 dB) at 60 GHz which is very close to the desired response of a PEM i.e. 1 (0 dB). This means that the mm-PEM can measure the incident power densities in free space but in the presence of human body.

## ACKNOWLEDGMENT

This research was funded by the Research Foundation-Flanders (FWO-V) under grant agreement No G003415N. A. Thielens is a post-doctoral Fellow of Flanders Innovation and Entrepreneurship under grant No. 150752. A.T. has received funding from the European Union’s Horizon 2020 research and innovation programme under the Marie Skłodowska-Curie grant agreement No 665501 with the research Foundation Flanders (FWO). A.T. is an FWO [PEGASUS]<sup>2</sup> Marie Skłodowska-Curie Fellow.

## REFERENCES

- [1] Wu T, Rappaport T, Collins C. 2015. Safe for generations to come: Considerations of safety for millimeter waves in wireless communications. *Microwave Magazine IEEE*, 16(2): 65-84.
- [2] International Commission on Non-Ionizing Radiation Protection. 1998. Guidelines for limiting exposure to time-varying electric, magnetic, and electromagnetic fields (up to 300 GHz). *Health Physics* 74: 494-522.

- [3] Bolte J.F.B., Eikelboom T. 2012. Personal radiofrequency electromagnetic field measurements in the Netherlands: Exposure level and variability for everyday activities, times of day and types of area. *Environ Int* 48:133–142.
- [4] Thielens A., Agneessens S., Verloock L., Tanghe E., Rogier H., Martens L., Joseph W. 2015a. On-body calibration and processing for a combination of two radio-frequency personal exposimeters. *Radiat Prot Dosim* 163:58–69.
- [5] Roosli M., Frei P., Bolte J., Neubauer G., Cardis E., Feychting M., Gasjek P., Heinrich S., Joseph W., Mann S., Martens L., Mohler E., Parslow R.C., Poulsen A.H., Radon K., Schüz J., Thuroczy G., Viel J., Vrijheid M. 2010. Conduct of a personal radiofrequency electromagnetic field measurement study: Proposed study protocol. *Environ Health* 9:23.
- [6] Bolte J.F.B. 2016. Lessons learnt on biases and uncertainties in personal exposure measurement surveys of radiofrequency electromagnetic fields with exposimeters. *Environment International* 94:724-735.
- [7] Thielens A., De Clercq H., Agneessens S., Lecoutere, J., Verloock, L., Declercq, F., Vermeeren, G., Tanghe, E., Rogier, H., Puers, R., Martens, L., and Joseph, W. 2015. "On-body calibration and measurements using a personal, distributed exposimeter for wireless fidelity." *Health Phys* 108(4): 407-418.
- [8] Aminzadeh R., Thielens A., Agneessens S., Van Torre P., Van den Bossche M., Dongus S., Eeftens M., Huss A., Vermeulen R., De Seze R., Mazet P., Cardis E., Rogier H., Rössli M., Martens L., Joseph W. 2018. A multi-band body-worn distributed radio-frequency exposure meter: Design, on-body calibration and study of body morphology. *Sensors* 18:272.
- [9] C. Aliaga. How is the time of women and men distributed in Europe. statistics in focus, population and social conditions. issn 1024-4352, ks-nk-06-004-en-n, eurostat Luxembourg (2006). URL [http://www.unece.org/fileadmin/DAM/stats/gender/timeuse/DataReports/How\\_is\\_the\\_time\\_of\\_Women\\_and\\_Men.pdf](http://www.unece.org/fileadmin/DAM/stats/gender/timeuse/DataReports/How_is_the_time_of_Women_and_Men.pdf). Accessed on (Mar. 07, 2018)
- [10] Poutanen J., Salmi J., Haneda K., Kolmonen V.M., Vainikainen P. 2011. Angular and shadowing characteristics of dense multipath components in indoor radio channels. *IEEE Transactions on Antennas and Propagation* 59: 245-253.
- [11] Chahat N., Zhadobov M., Le Coq L., Alekseev S., Sauleau R. 2012. Characterization of the interactions between a 60-GHz antenna and the human body in an off-body scenario. *Antennas and Propagation, IEEE Transactions on* 60 (12): 5958–5965.
- [12] Besnier P., Lemoine C., Sol J. 2015. Various estimations of composite Q-factor with antennas in a reverberation chamber. *IEEE International Symposium on Electromagnetic Compatibility (EMC)*: 1223-1227.