



## 3D mesh description using "Subdivided Shape-Curvature-Graphs"

Florian Beguet, Jacques A. de Guise, Thierry Cresson, Matthieu Schmittbuhl,  
Jean-Luc Mari

### ► To cite this version:

Florian Beguet, Jacques A. de Guise, Thierry Cresson, Matthieu Schmittbuhl, Jean-Luc Mari. 3D mesh description using "Subdivided Shape-Curvature-Graphs". 40th Annual Conference of the European Association for Computer Graphics, Eurographics 2019, May 2019, Genoa, Italy. 10.2312/egp.20191054 . hal-02130489

**HAL Id: hal-02130489**

**<https://hal.science/hal-02130489>**

Submitted on 4 Jun 2020

**HAL** is a multi-disciplinary open access archive for the deposit and dissemination of scientific research documents, whether they are published or not. The documents may come from teaching and research institutions in France or abroad, or from public or private research centers.

L'archive ouverte pluridisciplinaire **HAL**, est destinée au dépôt et à la diffusion de documents scientifiques de niveau recherche, publiés ou non, émanant des établissements d'enseignement et de recherche français ou étrangers, des laboratoires publics ou privés.

# 3D mesh description using "Subdivided Shape-Curvature-Graphs"

Florian Beguet<sup>1,2,3</sup> Jacques De Guise<sup>2,3</sup> Thierry Cresson<sup>2,3</sup> Matthieu Schmittbuhl<sup>3,4</sup> Jean-Luc Mari<sup>1</sup>

<sup>1</sup>Aix Marseille Univ, Université de Toulon, CNRS, LIS, Marseille, France

<sup>2</sup>Ecole de Technologie Supérieure, Montréal QC, Canada

<sup>3</sup>Laboratoire de recherche en imagerie et orthopédie, CRCHUM, Montréal QC, Canada

<sup>4</sup>Faculté de médecine dentaire, Université de Montréal, Canada

## Abstract

*This paper presents a shape descriptor for 3D meshes using a graph to represent a polyhedral mesh which is then used to extract patterns from the shape. The use of Subdivided Shape-Curvature-Graphs makes it possible to not only recognize the similarities of mesh details but also determine the self-similarity of local portions of the object by adding topological information to the graph. The proposed method divides the mesh into 8 categories of patches using the discrete curvatures. These patches are cleaned; afterwards, to add topological information, a new "segmentation" patch is added. Finally, an approach is developed to extract and compare the subgraphs and thus be able to obtain the self-similarity of local parts of the mesh.*

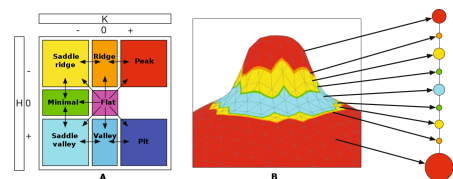
## CCS Concepts

• **Computing methodologies** → Shape descriptors; Discrete curvatures; 3D mesh; Graphs;

## 1. Introduction

As extraction and comparison of shapes on meshes are important steps in applications requiring shape recognition, there are many studies dealing with extraction of shapes or features of meshes using discrete curvatures, e.g. via a skeleton using an average curvature [Kea13], via a mesh divided into patches using a method of growth by region surrounded by strong variations of curvature [Lea05], and using the Gaussian curvature to extract the salient lines in a multi-scale framework [Yea12]. These algorithms break down the meshes into patches of homogeneous curvature or patches of salient features but it is not possible to extract and to pair similar local shapes of the mesh according to a percentage of similarity. Polette et al. [Pea17] propose a curvature-based analysis technique to construct a graph representative of the shape characteristics of a surface mesh. This makes it possible to find all the occurrences of a particular subgraph resulting from a known shape and according to a threshold of similarity. In the study [Pea17], the mesh is divided into eight categories of patches according to local curvature: vertices can be a peak, ridge, saddle ridge, minimum, saddle valley, valley, pit or flat spot (Figure 1.A). The ridge, minimal and valley patches are considered as transition boundaries between patches and must be added to ensure consistent continuity. This leads to a more consistent and robust descriptor graph that allows the characterization of a local form (Figure 1.B). However, this method has two flaws. The first is that it does not automatically extract topologically consistent subgraphs from the created graph, the other one is related of complex and closed meshes for which a particular node will take a central place. The graph shown in Figure 2.A is an ex-

ample of a graph obtained for this kind of mesh. The central node, here circled in red prevents the proper extraction of subgraphs that can correctly describe the shape of the mesh. Our goal is to extend the existing method to categorize a 3D mesh with a *Subdivided Shape-Curvature-Graph*, then to subdivide the graph into several subgraphs with a finer structural meaning. According to a similarity criterion, these different subgraphs can then be compared with each other to determine self-similarity but also with known subgraphs which would allow the detection of deformations in cases where the similarity is lower than expected.

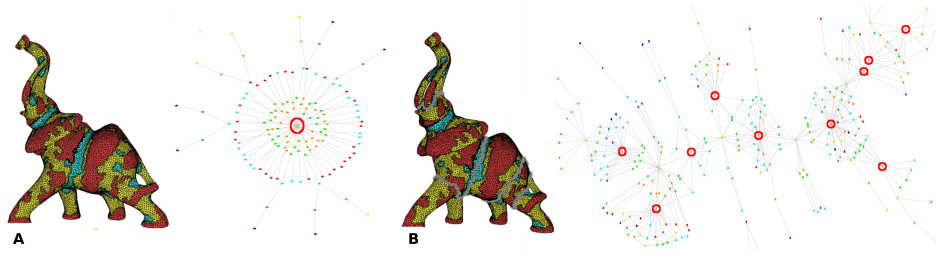


**Figure 1:** A. Adjacency rules between the patches. B. Shape-Curvature-Graph after enrichment. (Image from [Pea17])

## 2. Construction of the Subdivided Shape-Curvature-Graph

The proposed method consists of four stages:

- In the first step, an initial graph is computed based on the adjacency rules in Figure 1. This graph is then cleaned to remove all patches with a number of vertices less than a given number to obtain noise-resistant patches. When necessary, junctions between patches are added to maintain continuity [Pea17].



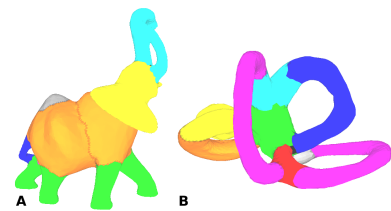
**Figure 2:** A. Shape-Curvature-Graph [Pea17] computed on an elephant mesh with the central node circled in red. The colors on the mesh represent the patches according to the Figure. B. Subdivided Shape-Curvature-Graph computed on the same mesh with the segmentation nodes circled in red. The gray color on the mesh represents the segmentation patches.

- In the second step, the yellow saddle ridge central node is removed. To this end we propose adding to the graph structural information obtained from the segmentation of the mesh. Mesh segmentation is a process of breaking down a mesh into smaller meaningful sub-meshes. Inspired by Shamir et al. [Sha08], we chose an algorithm based on an approach using the Shape Diameter Function (SDF) presented by Shapira et al. [Sea08] since it makes it possible to break down the mesh while maintaining a topological similarity between the different clusters. Once the mesh has been segmented, new nodes are created and consist of the points located at the junction between the segmented sets. Figure 2.B shows the graph obtained on the same mesh as Figure 2.A after the addition of segmentation patches shown in gray on the mesh. The segmentation nodes have been circled in red. As the central node is no longer present, the graph can be exploited.
- The purpose of the next step is to extract all subgraphs from the main graph so that they can be compared to each other. To this end, we consider the nodes added in the previous step as bounds of each subgraph. By browsing the main graph, it becomes easy to extract them. Subdivision nodes are not added to subgraphs, as we retain only nodes from the curvature calculation. To increase the robustness of the extracted subgraphs, a pruning algorithm is used at the end of the process to remove all nodes below a defined number. This makes it possible to delete the small sub-patches created because of the cutting node.
- Finally, the subgraphs are compared to each other. To this end, the algorithm described by Nikolic et al. [Nik12] is used to define a similarity value between two graphs. Assuming that two nodes are considered similar if the neighbor nodes of the first graph can be associated with similar neighbor nodes of the second one, a similarity matrix can be constructed. The similarity value between the two graphs can then be determined by taking the average of the best pairs of nodes.

### 3. Results

We applied the proposed algorithm to complex closed models with similar curvature-related components. Here we took an elephant model (Figure 3.A) provided with the CGAL mesh processing library and an inner ear 3D model (Figure 3.B) available at <http://audilab.bmed.mcgill.ca/~daren/3Dear/index.html>. Each color on each of the meshes represents a group of sub-graphs of matched shapes for a similarity greater than 80%. The comparison was not made between meshes. The four legs of the elephant could be paired correctly (green); two of the semicir-

cular canals of the inner ear (purple) were also paired correctly; it is important to note that the third canal was not paired. Indeed, the characteristics of its local curvature form a different subgraph.



**Figure 3:** A. 3D elephant model B. 3D inner ear model. The colors on the two meshes correspond to clusters of paired form subgraphs.

### 4. Conclusion

The use of a mesh segmentation method allows us to "break" the yellow saddle ridge super-patch and to exploit a *Subdivided Shape-Curvature-Graph* to extract the associated subgraphs. These subgraphs can then be easily paired and the local information provided by the graph makes it possible to disqualify some of the pairings while the overall shape seems similar. This could be useful for applications focusing on local malformations. However, the primary drawback is the dependence of this approach on a mesh segmentation method. Indeed, it will be necessary to adapt this step according to the type of mesh the user is trying to describe. In future work, we plan to store more topological information such as the shape of the curvature patch on the nodes of the graph to reduce the chances of false positives during the matching step, especially for simple subgraphs.

### References

- [Kea13] KUDELSKI D., ET AL.: Skeleton extraction of vertex sets lying on arbitrary triangulated 3d meshes. In *Discrete Geometry for Computer Imagery* (2013), Springer Berlin Heidelberg, pp. 203–214. 1
- [Lea05] LAVOUÉ, ET AL.: A new cad mesh segmentation method, based on curvature tensor analysis. *Comput. Aided Des.* 37, 10 (Sept. 2005), 975–987. 1
- [Nik12] NIKOLIĆ M.: Measuring similarity of graph nodes by neighbor matching. *Intell. Data Anal.* 16, 6 (Nov. 2012), 865–878. 2
- [Pea17] POLETTE A., ET AL.: "Shape-Curvature-Graph": Towards a New Model of Representation for the Description of 3D Meshes. In *Augmented Reality, Virtual Reality, and Computer Graphics* (Cham, 2017), Springer International Publishing, pp. 369–384. 1, 2
- [Sha08] SHAPIRA, ET AL.: Consistent mesh partitioning and skeletonisation using the shape diameter function. *Visual Computer* 24, 4 (2008), 249–259. 2
- [Sha08] SHAMIR A.: A survey on mesh segmentation techniques. *Computer Graphics Forum* 27, 6 (2008), 1539–1556. 2
- [Yea12] YANG Y.-L., ET AL.: Multi-scale salient features for analyzing 3d shapes. *Journal of Computer Science and Technology* 27, 6 (Nov 2012), 1092–1099. 1