



HAL
open science

Compensatory responses and reflex mechanisms in postural tongue control

Takayuki Ito, Andrew Szabados, Jean-Loup Caillet, Pascal Perrier

► **To cite this version:**

Takayuki Ito, Andrew Szabados, Jean-Loup Caillet, Pascal Perrier. Compensatory responses and reflex mechanisms in postural tongue control. NCM 2019 - 29th Annual Meeting of the Society for Neural Control of Movement, Apr 2019, Toyama, Japan. pp.Poster. hal-02127720

HAL Id: hal-02127720

<https://hal.science/hal-02127720>

Submitted on 13 May 2019

HAL is a multi-disciplinary open access archive for the deposit and dissemination of scientific research documents, whether they are published or not. The documents may come from teaching and research institutions in France or abroad, or from public or private research centers.

L'archive ouverte pluridisciplinaire **HAL**, est destinée au dépôt et à la diffusion de documents scientifiques de niveau recherche, publiés ou non, émanant des établissements d'enseignement et de recherche français ou étrangers, des laboratoires publics ou privés.

Compensatory responses and reflex mechanisms in postural tongue control

Takayuki Ito^{1,2}, Andrew Sazbados¹, Jean-Loup Caillet¹, Pascal Perrier¹.

1: GIPSA-lab, CNRS, Grenoble INP, Univ. Grenoble Alpes, 2: Haskins Laboratories.

takayuki.ito@gipsa-lab.grenoble-inp.fr



Introduction

The tongue is a fundamental organ in basic biological human functions, such as breathing, swallowing and speaking. However, the neurophysiological mechanisms for fine tongue motor control have not been investigated thoroughly.

Whereas many studies of postural limb control have documented the role of reflex mechanisms in rapid compensation for perturbations, it is still unclear whether such low-level control mechanisms exist in the tongue.

The study addressed this question by examining tongue responses to transient mechanical perturbations using a combination of behavioral observations and computational simulations with a biophysiological tongue model.

Method

Behavioral experiment

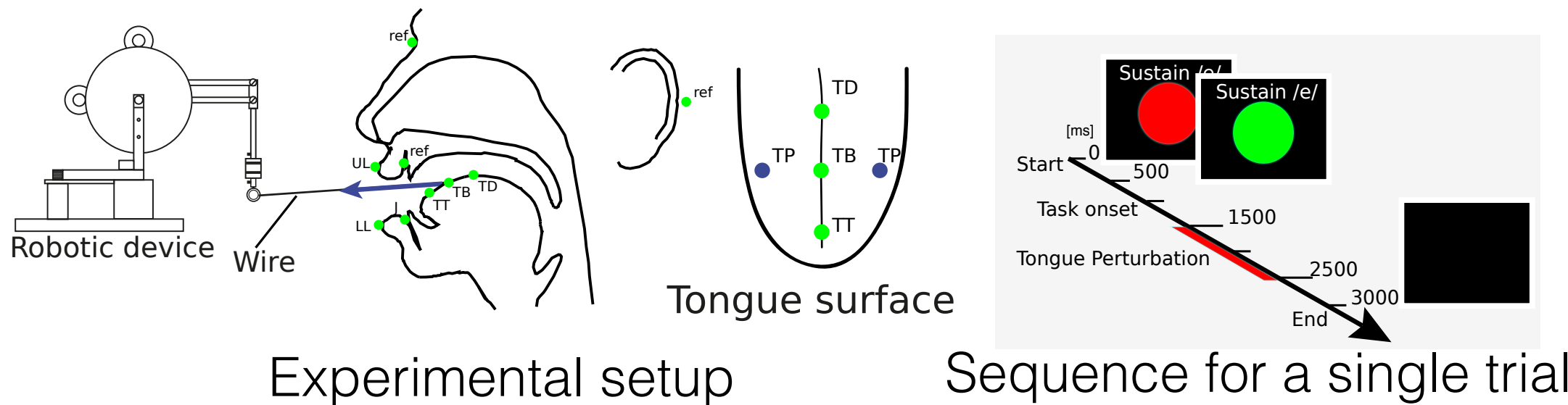
Participants: 8 native speakers of French.

Task: Combination of the following vowels and manners.

(1) Vowel: /i/, /e/ and /ε/.

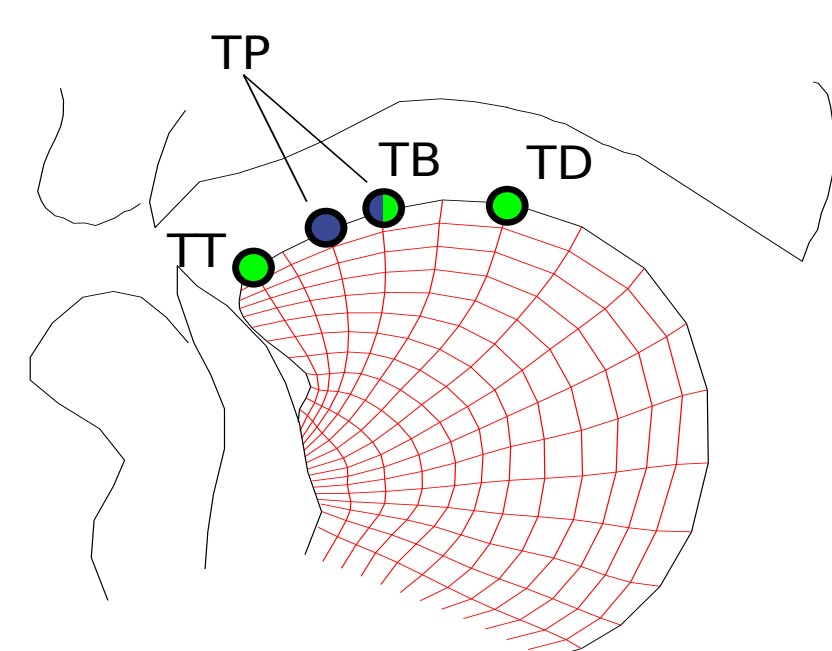
(2) Manner: Voicing, Whispering and Posturing

Tongue perturbation: 1 N of step-wise force.



Mathematical simulation

Biomechanical model (Perrier et al. 2003)



221 nodes connected by viscoelastic elements

Muscle force model (λ -model):

$$F(t) = \rho(e^{c(L_e - \lambda)} + c_{ref}(L - L_e) - 1)$$

ρ : gain by muscle size/composition

c : activation gain

c_{ref} : reflex gain

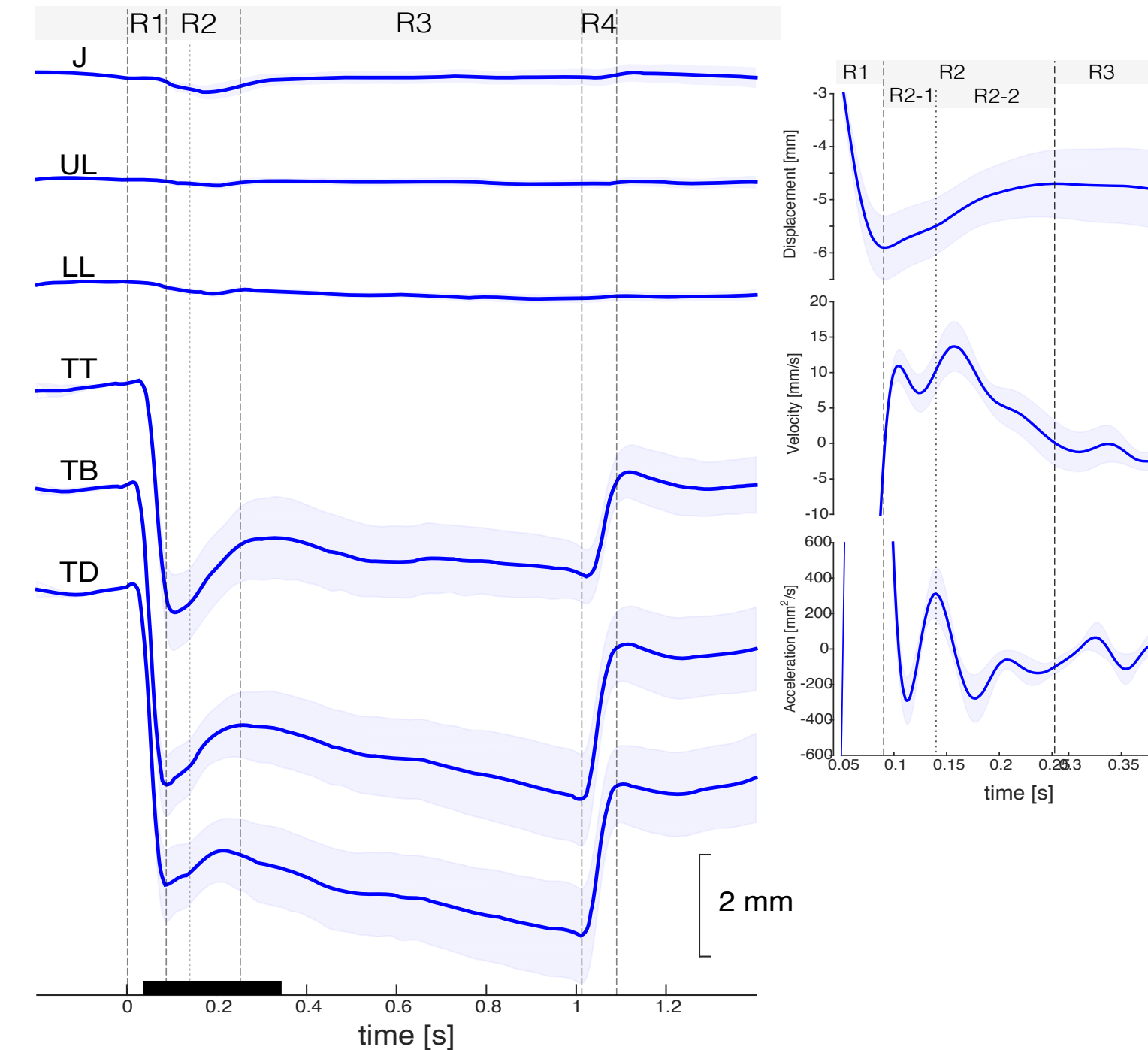
λ : threshold length for activation

L : current muscle length

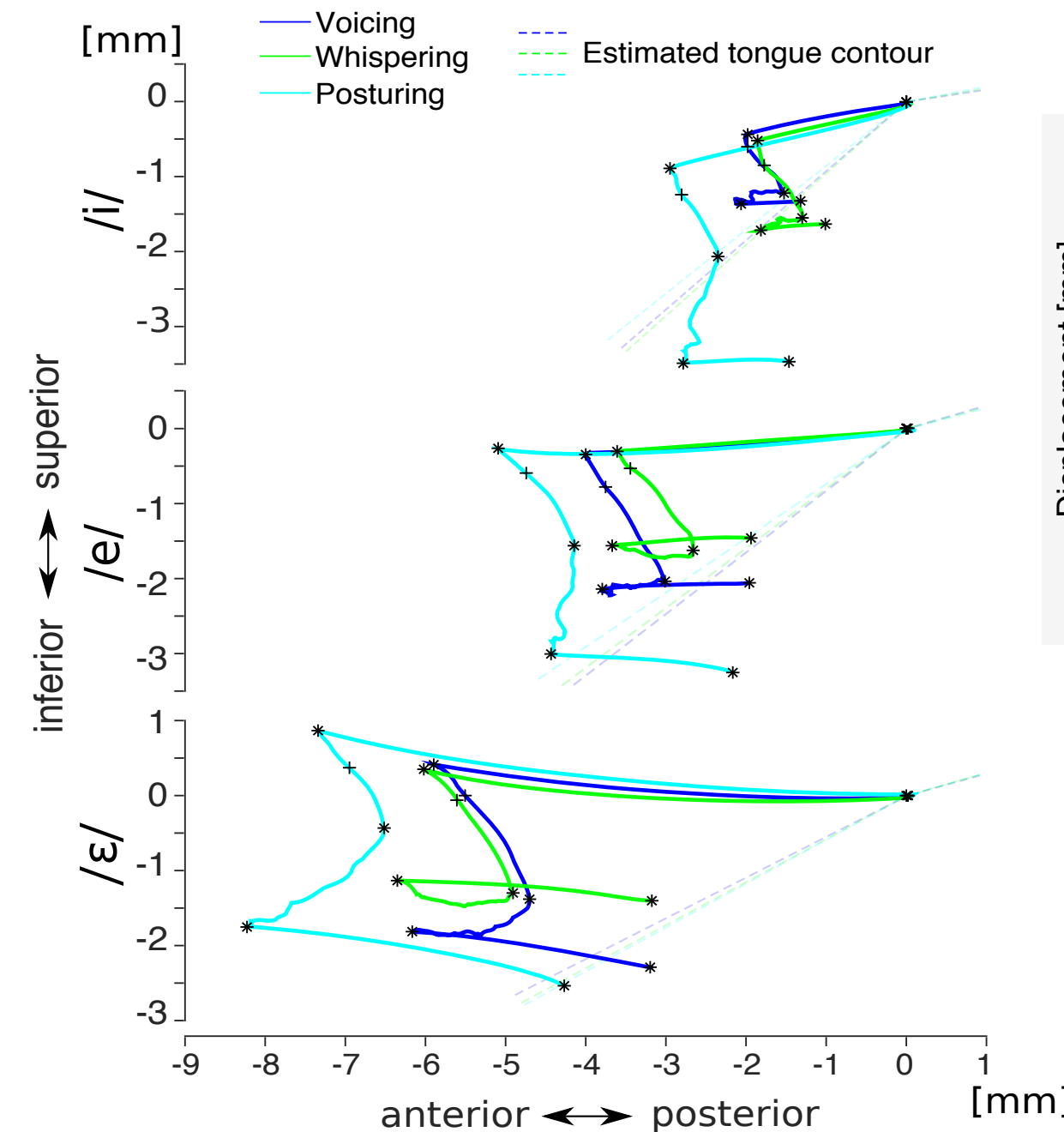
L_e : muscle length for the vowel /e/

Results

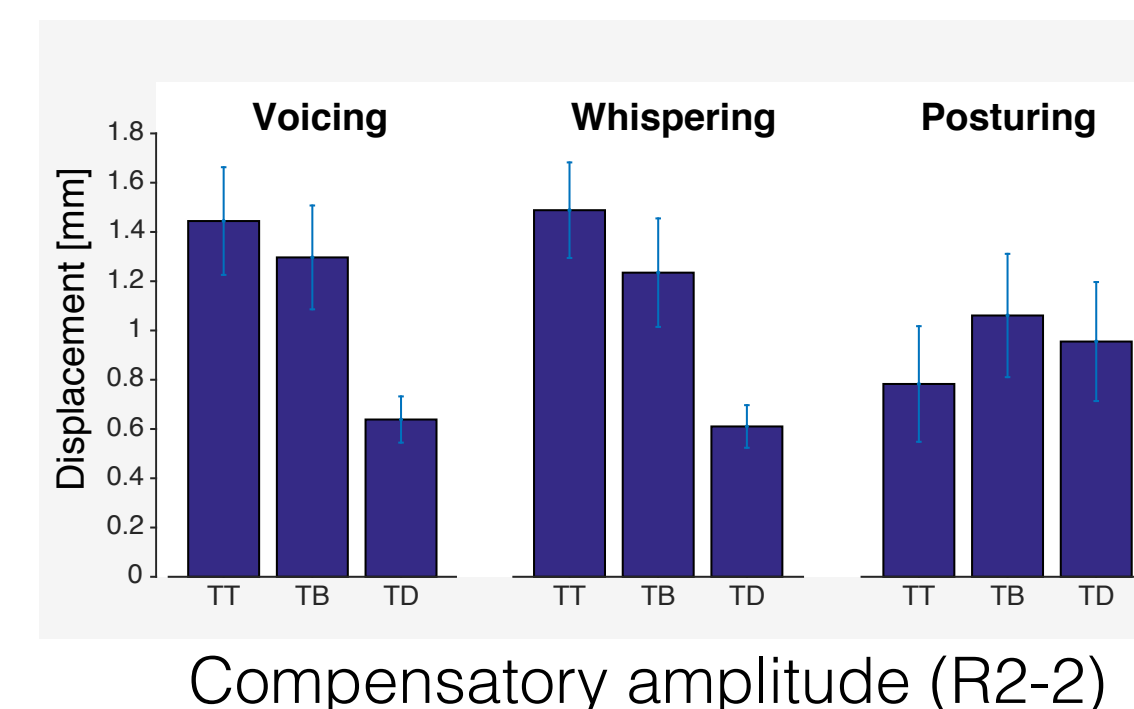
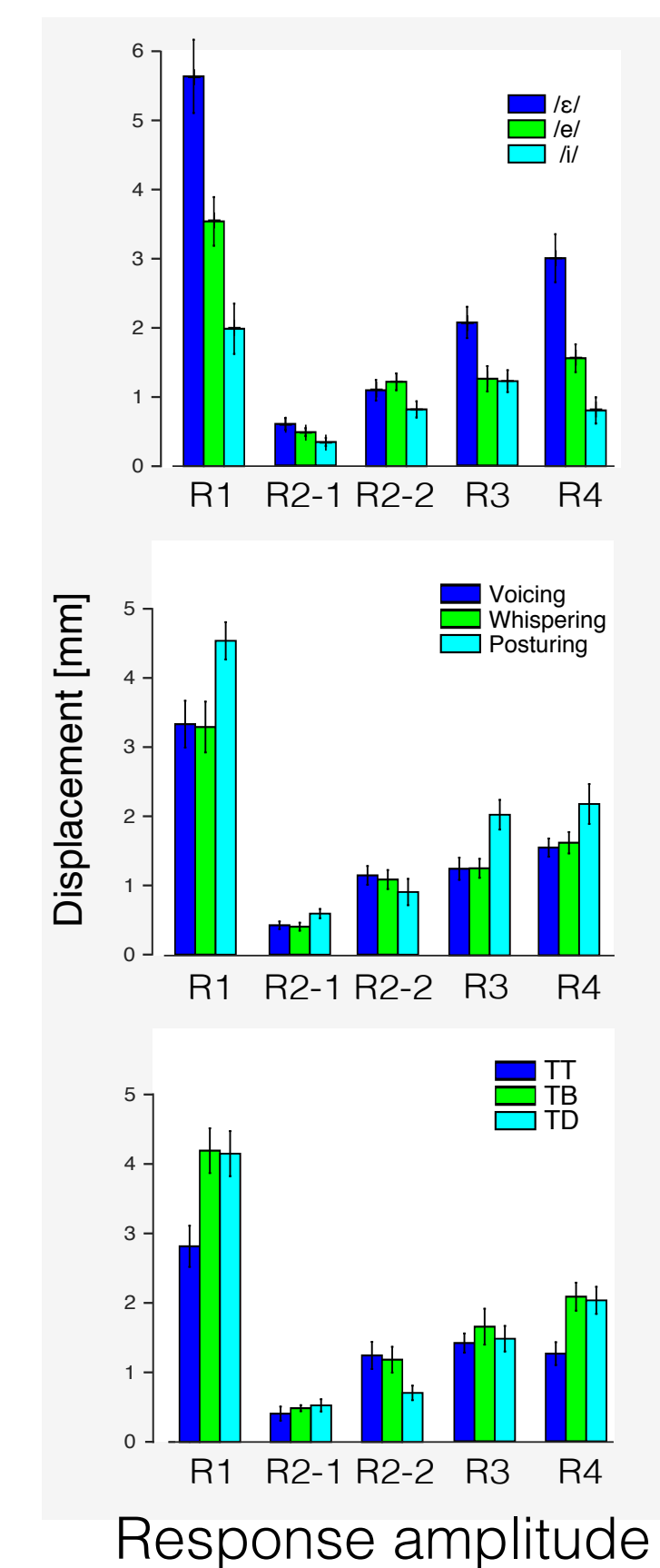
Recorded movements



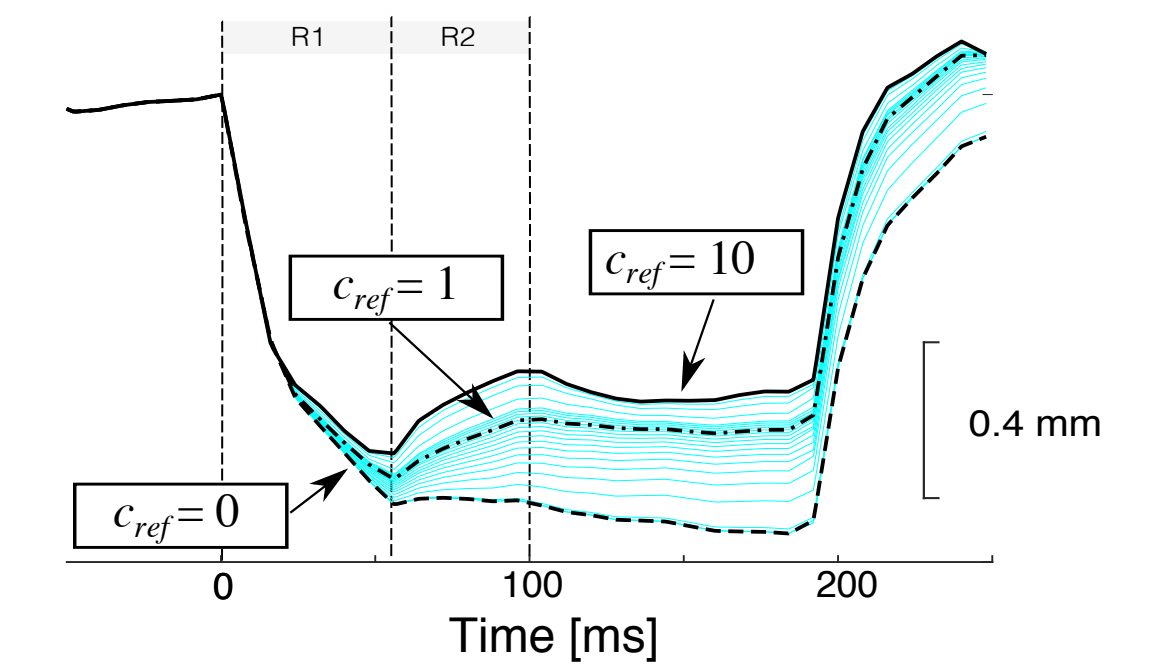
Horizontal displacements



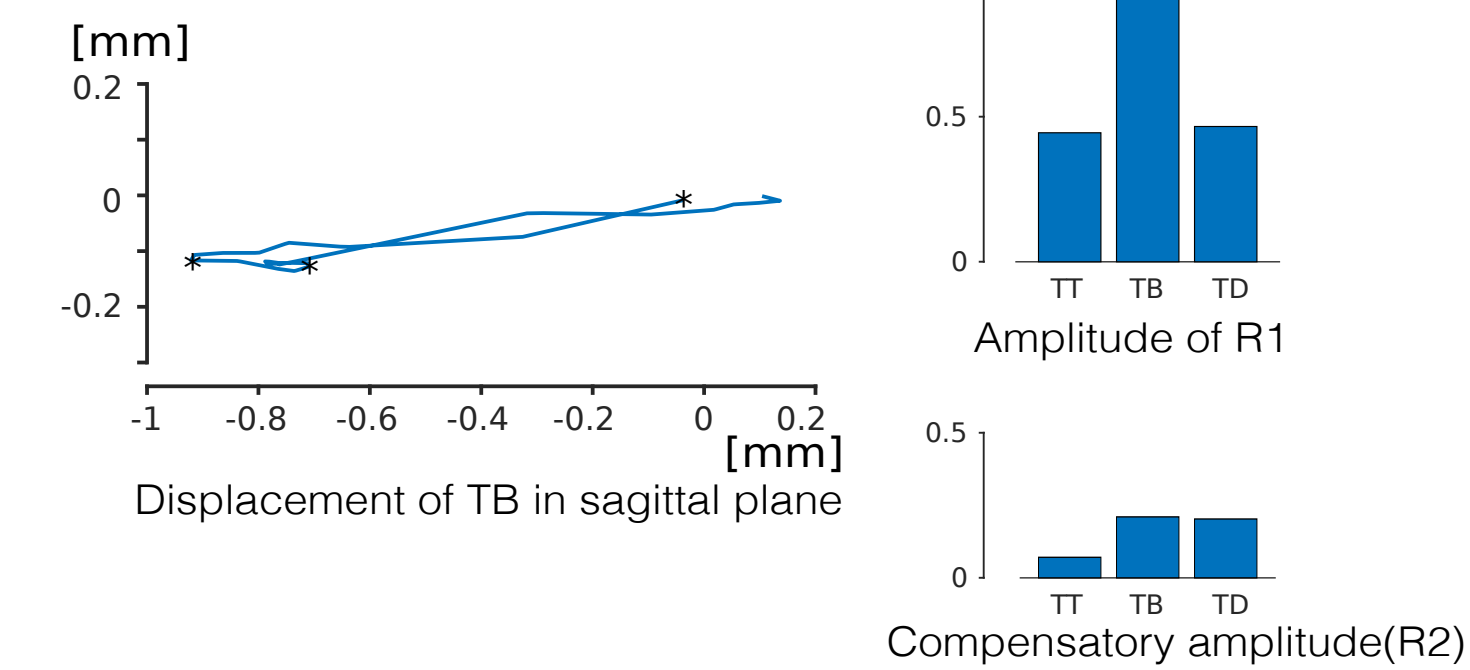
Displacement of TB in sagittal plane



Simulated movements



Response changes by reflex gain (TB)



- (1) The reflex mechanism in the model reproduced the compensatory response observed in the recorded movements.
- (2) The amplitudes of the compensatory responses (R2-2) in each site of tongue surface were modulated depending on the speaking manners in the task [$F(4,182) = 8.33, p < .001$]. The simulated change in the sites of tongue surface was similar to the change in Posturing condition.
- (3) Initial displacement changes (R1) varied depending on the sites of tongue surface [$F(2,182) = 26.22, p < .001$]. The simulation failed to reproduce the similar variation across the tongue sites, suggesting that the tongue may not have isotropic mechanical property in the body.

Summary

- (1) We demonstrated a quick compensatory response of the tongue, which may be driven by reflex mechanism, that was modulated in a task-dependent manner.
- (2) Tongue control in speech may be organized to preserve auditorily relevant properties of the vocal tract geometry via rapid feedback mechanisms including muscle mechanics and reflex.

Acknowledgment: This study was supported by the European Research Council under the European Community's Seventh Framework Program (FP7/2007-2013 Grant Agreement no. 339152)