



HAL
open science

Computation of quasi-periodic localised vibrations in nonlinear cyclic and symmetric structures using harmonic balance methods

Filipe Fontanela, Aurelien Grolet, Loic Salles, Norbert Hoffmann

► To cite this version:

Filipe Fontanela, Aurelien Grolet, Loic Salles, Norbert Hoffmann. Computation of quasi-periodic localised vibrations in nonlinear cyclic and symmetric structures using harmonic balance methods. *Journal of Sound and Vibration*, 2019, 438, pp.54-65. <10.1016/j.jsv.2018.09.002>. <hal-02121508>

HAL Id: hal-02121508

<https://hal.science/hal-02121508v1>

Submitted on 14 Dec 2019

HAL is a multi-disciplinary open access archive for the deposit and dissemination of scientific research documents, whether they are published or not. The documents may come from teaching and research institutions in France or abroad, or from public or private research centers.

L'archive ouverte pluridisciplinaire **HAL**, est destinée au dépôt et à la diffusion de documents scientifiques de niveau recherche, publiés ou non, émanant des établissements d'enseignement et de recherche français ou étrangers, des laboratoires publics ou privés.



Distributed under a Creative Commons CC BY 4.0 - Attribution - International License

Computation of quasi-periodic localised vibrations in nonlinear cyclic and symmetric structures using harmonic balance methods

F. Fontanela ^{a,*}, A. Grolet ^b, L. Salles ^a, N. Hoffmann ^{a,c}

^a Department of Mechanical Engineering, Imperial College London, Exhibition Road, SW7 2AZ, London, UK

^b Department of Mechanical Engineering, Arts et Métiers ParisTech, 8 Boulevard Louis XIV, 59000, Lille, France

^c Department of Mechanical Engineering, Hamburg University of Technology, 21073, Hamburg, Germany

In this paper we develop a fully numerical approach to compute quasi-periodic vibrations bifurcating from nonlinear periodic states in cyclic and symmetric structures. The focus is on localised oscillations arising from modulationally unstable travelling waves induced by strong external excitations. The computational strategy is based on the periodic and quasi-periodic harmonic balance methods together with an arc-length continuation scheme. Due to the presence of multiple localised states, a new method to switch from periodic to quasi-periodic states is proposed. The algorithm is applied to two different minimal models for bladed disks vibrating in large amplitudes regimes. In the first case, each sector of the bladed disk is modelled by a single degree of freedom, while in the second application a second degree of freedom is included to account for the disk inertia. In both cases the algorithm has identified and tracked multiple quasi-periodic localised states travelling around the structure in the form of dissipative solitons.

1. Introduction

The emergence of localised vibrations in cyclic and symmetric structures is an important phenomenon due to potential problems induced by high cycle fatigue. Mechanical components with cyclic symmetry are very common in the aerospace industry, where e.g. bladed disks of aircraft engines [1], space antennas [2] and reflectors [3] are usually composed of ideally identical substructures assembled in a cyclic and symmetric configuration. In the linear framework localised vibrations arise due to the lack of symmetry induced e.g. by manufacturing variability or wear. This topic is well-known in the aerospace industry as a mistuning problem, and studies have mainly focused on effective modelling techniques [4,5], experimental characterisation together with model identification [6,7], and even the use of intentional mistuning to reduce the level of vibrations in real applications [8,9].

In real applications, structures may deviate from the linear behaviour e.g. due to frictional interfaces, large displacements, or fluid-structure interaction [1,10–13]. In the presence of nonlinearities the emergence of localised vibrations might go much beyond mistuning. It is well-known, for example, that even perfect cyclic and symmetric structures can localise vibrations in the nonlinear regime due to the dependence of mode shapes on amplitude, and also due to bifurcations [14–20]. Moreover, the effect of inhomogeneities when a system vibrates in the nonlinear regime is a challenging research field, and the role played by

nonlinearity in an inhomogeneous mechanical system experiencing energy localisation is an active topic [21,22].

This paper introduces a fully numerical approach to compute quasi-periodic states bifurcating from periodic vibrations due to nonlinearities. The focus is on localised states resulting from the emergence of modulation instability for travelling wave excitations in cyclic and symmetric structures. This investigation has been motivated by recent findings in Refs. [23,24], in which the authors show that localised states in the form of solitons bifurcate from travelling wave responses. The previous findings have been computed using an asymptotic method applied to a very idealised minimal model, and more flexible methods are required for the case of more complex and more realistic applications. The fully numerical approach proposed in this paper relies on harmonic balance methods (HBMs) for the computation of periodic and quasi-periodic vibrations. Moreover, due to the presence of several coexistent localised states, a method to switch from periodic to quasi-periodic branches near bifurcation points is introduced. The numerical approach is applied to two different minimal models: (1) a bladed disk with one degree of freedom per sector; and (2) a bladed disk with two degrees of freedom per sector. The computed results show that, in both cases, strong localised states are possible due to nonlinear envelope dynamics.

The paper is organized as follows. In Sec. 2 the fundamentals of the HBM is introduced, including a new technique to switch from periodic to quasi-periodic branches. Section 3 focuses on the investigation of two minimal models, and quasi-periodic localised solutions are computed using the approach described in Sec. 2. Finally, Sec. 4 describes the main conclusions and suggests directions for future investigations.

2. The harmonic balance method

We investigate nonlinear dynamical systems mathematically described by

$$\mathbf{M}\ddot{\mathbf{x}}(t) + \mathbf{C}\dot{\mathbf{x}}(t) + \mathbf{K}\mathbf{x}(t) + \mathbf{f}_{\text{nl}}(\mathbf{x}(t)) = \mathbf{f}_{\text{ext}}(t), \quad (1)$$

where \mathbf{M} , \mathbf{C} , and \mathbf{K} are the $n \times n$ mass, damping, and stiffness matrices, respectively, while $\ddot{\mathbf{x}}(t)$, $\dot{\mathbf{x}}(t)$, and $\mathbf{x}(t)$ represent the corresponding acceleration, velocity, and displacement vectors. In Eq. (1), $\mathbf{f}_{\text{ext}}(t)$ is the vector of external excitations, while the vector $\mathbf{f}_{\text{nl}}(\mathbf{x})$ models the displacement dependent nonlinear forces.

We assume that the system in Eq. (1) is vibrating under periodic or quasi-periodic¹ regimes. Therefore, $\mathbf{x}(t)$ is expanded in a two-frequencies quasi-periodic Fourier series as

$$\mathbf{x}(t) = \mathbf{a}_{\mathbf{0},\mathbf{0}} + \sum_{k_1=-h_1}^{h_1} \sum_{k_2=-h_2}^{h_2} \mathbf{a}_{\mathbf{k}_1,\mathbf{k}_2} \cos(k_1\omega_1 t + k_2\omega_2 t) + \mathbf{b}_{\mathbf{k}_1,\mathbf{k}_2} \sin(k_1\omega_1 t + k_2\omega_2 t). \quad (2)$$

In Eq (2), h_1 and h_2 are the numbers of retained harmonics for the frequencies ω_1 and ω_2 , respectively, $\mathbf{a}_{\mathbf{0},\mathbf{0}}$ is the vector of static displacements, while $\mathbf{a}_{\mathbf{k}_1,\mathbf{k}_2}$ and $\mathbf{b}_{\mathbf{k}_1,\mathbf{k}_2}$ are the vectors representing the Fourier coefficients. It is important to note that when h_1 or h_2 is null the quasi-periodic expansion in Eq. (2) recovers the standard periodic HBM (see e.g. Refs. [10,25,26]). Moreover, the quasi-periodic expansion is only valid when the two frequencies ω_1 and ω_2 are incommensurable, otherwise ω_2 can be written as a harmonic of ω_1 and, consequently, $\mathbf{x}(t)$ is in the periodic regime (see e.g. Ref. [27]).

In the following we introduce a hyper-time domain with two independent variables $\tau_1 = \omega_1 t$ and $\tau_2 = \omega_2 t$. The scalar product between two quasi-periodic functions $f_1(\tau_1, \tau_2)$ and $f_2(\tau_1, \tau_2)$ in hyper-time domain is defined as

$$\langle f_1(\tau_1, \tau_2), f_2(\tau_1, \tau_2) \rangle = \int_0^{2\pi} \int_0^{2\pi} f_1(\tau_1, \tau_2) f_2(\tau_1, \tau_2) d\tau_1 d\tau_2. \quad (3)$$

The aim of the HBM is to transform the set of nonlinear differential equations in Eq. (1) into a system of nonlinear algebraic equations. This system is obtained after substituting Eq. (2) into Eq. (1), and finally projecting the resulting equation onto the trigonometric basis using Eq. (3). This process leads to

$$\mathbf{L}(\omega_1, \omega_2)\mathbf{z} + \mathbf{g}_{\text{nl}}(\mathbf{z}) - \mathbf{g}_{\text{ext}} = \mathbf{0}, \quad (4)$$

where $\mathbf{L}(\omega_1, \omega_2)$ is the matrix representing the linear dynamics, \mathbf{z} is the vector of unknown Fourier coefficients in Eq. (2), and $\mathbf{0}$ is the null vector. The matrix $\mathbf{L}(\omega_1, \omega_2)$ is algebraically represented as [27–29]

$$\mathbf{L}(\omega_1, \omega_2) = \begin{bmatrix} \mathbf{L}^{0,0} & \mathbf{0} & \dots & \mathbf{0} \\ \mathbf{0} & \mathbf{L}^{-h_1,-h_2} & \dots & \mathbf{0} \\ \vdots & \vdots & \ddots & \vdots \\ \mathbf{0} & \mathbf{0} & \dots & \mathbf{L}^{h_1,h_2} \end{bmatrix}, \quad (5)$$

where the inner matrices $\mathbf{L}^{0,0}$ and \mathbf{L}^{k_1,k_2} are

$$\mathbf{L}^{0,0} = \mathbf{K}, \quad \mathbf{L}^{k_1,k_2} = \begin{bmatrix} \mathbf{K} - (k_1\omega_1 + k_2\omega_2)^2 \mathbf{M} & (k_1\omega_1 + k_2\omega_2) \mathbf{C} \\ -(k_1\omega_1 + k_2\omega_2) \mathbf{C} & \mathbf{K} - (k_1\omega_1 + k_2\omega_2)^2 \mathbf{M} \end{bmatrix}. \quad (6)$$

¹ The quasi-periodic regime considered in this paper is composed of two incommensurable frequencies.

In Eq. (4), $\mathbf{g}_{nl}(\mathbf{z})$ and \mathbf{g}_{ext} are the vectors projecting $\mathbf{f}_{nl}(\mathbf{x}(t))$ and $\mathbf{f}_{ext}(t)$ into the frequency domain, respectively. Usually, $\mathbf{g}_{nl}(\mathbf{z})$ is not directly computed since displacement dependent nonlinear forces are, most of the times, defined in the time domain. Therefore, an alternating frequency-time (AFT) domain technique based on the hyper-time concept [27,28,30], as depicted in Fig. 1, is implemented. In order to illustrate this approach, suppose that the set of coefficients \mathbf{a}_{00} , \mathbf{a}_{k_1, k_2} and \mathbf{b}_{k_1, k_2} in Eq. (2) are given. Therefore, the displacement field $\mathbf{x}(\tau_1, \tau_2)$ and the corresponding nonlinear forces $\mathbf{f}_{nl}(\mathbf{x}(\tau_1, \tau_2))$ define surfaces in hyper-time domain. Finally, one can compute the Fourier coefficients of the nonlinear forces $\mathbf{g}_{nl}(\mathbf{z})$ using the scalar product in Eq. (3). However, in practice, $\mathbf{g}_{nl}(\mathbf{z})$ is obtained directly using a two-dimensional fast Fourier transform (2D-FFT). Similarly, the transformation from frequency to time domain can be implemented by means of an inverse 2D-FFT.

2.1. Harmonic selection

The number of harmonics defined by k_1 and k_2 in Eq. (2) can be drastically reduced. Without any additional information regarding the nonlinear forces $\mathbf{f}_{nl}(\mathbf{x})$, the vector of unknowns \mathbf{z} can be reduced to roughly half of its original dimension due to the symmetry properties (odd/even) of the harmonic functions. In the literature, several different techniques have been suggested to decrease even more the dimension of \mathbf{z} and, consequently, the computational efforts [27,31]. In this paper we are interested in localised vibrations induced by strong travelling wave responses. It is well-known in the literature that localised solutions bifurcate from travelling wave states due to modulation instability [32–35]. In this case, any general physical coordinate $x_n(t)$ can be written as

$$x_n(t) = \psi(\omega_2 t) f_{cw}(\omega_1 t), \quad (7)$$

where $\psi(\omega_2 t)$ is the modulating (or envelope) function dependent on ω_2 only, and $f_{cw}(\omega_1 t)$ is the carrier wave. One should note that in the case of a carrier wave with no static component the spectrum of $x_n(t)$, i.e. its frequency content, cannot depend on ω_2 only. Therefore, the harmonics referred to $k_1 = 1$ can be removed from the solution basis. Fig. 2 displays two examples of retained harmonics using the full basis and the reduced one. In Panel (a), for $h_1 = h_2 = 4$, the number of retained harmonics reduces from 41, using the full harmonic expansion, to 36, using the modulation instability property. The reduction is more efficient when $h_2 \gg h_1$, as in Panel (b). In this case, for $h_2 = 7$ and $h_1 = 1$, the number of retained harmonics reduces from 23, using the full harmonic basis, to 15, when solutions localise due to modulation instability.

2.2. Stability of periodic solutions

Stability of periodic solutions is addressed using Floquet theory. Thus, a small perturbation $\mathbf{h}(t)$ is added to an already known periodic solution $\mathbf{x}_p(t)$, and linear stability of $\mathbf{x}_p(t)$ is computed based on the evolution of $\mathbf{h}(t)$. In this case, three different configurations are possible: (1) if $\mathbf{h}(t)$ increases in time $\mathbf{x}_p(t)$ is unstable; (2) if $\mathbf{h}(t)$ decreases over time then $\mathbf{x}_p(t)$ is stable; and (3) if $\mathbf{h}(t)$ is constant then the system is marginally stable and a nonlinear stability analysis is required. It is possible to demonstrate (see e.g. Ref. [36]) that the linear stability of $\mathbf{x}_p(t)$ can be computed from the so-called monodromy matrix Φ . The most straightforward way to compute Φ consists in time integrating the linearised system with periodic coefficients

$$\dot{\mathbf{y}}(t) = \mathbf{B}\mathbf{y}(t), \quad (8)$$

where $\mathbf{y}(t) = \{\mathbf{x}(t) \dot{\mathbf{x}}(t)\}^T$, and

$$\mathbf{B} = \begin{bmatrix} \mathbf{0} & \mathbf{I} \\ \mathbf{M}^{-1}(\mathbf{K} + \frac{\partial \mathbf{f}_{nl}}{\partial \mathbf{x}}|_{\mathbf{x}=\mathbf{x}_p}) & \mathbf{M}^{-1}\mathbf{C} \end{bmatrix}. \quad (9)$$

This integration is carried out over one period T using $2n$ linearly independent initial conditions. For simplicity, the i th initial condition is usually assumed as $\mathbf{y}_i(0) = \{0, 0, 0, \dots, 1, \dots, 0, 0, 0\}^T$, where all terms of $\mathbf{y}_i(0)$ are null except the i th one which has the unity value. The final configuration of each i th solution, $\mathbf{y}_i(T)$, is grouped in a matrix Φ as

$$\Phi = [\mathbf{y}_1(T), \dots, \mathbf{y}_i(T), \dots, \mathbf{y}_{2n}(T)]. \quad (10)$$

The three possible scenarios about the stability of \mathbf{x}_p are given by the eigenvalues ρ_i of Φ : (1) if $\max(|\rho_i|) < 1$, the system is linearly stable; if $\max(|\rho_i|) > 1$, the system is linearly unstable; and in the special case (3) when $\max(|\rho_i|) = 1$, the system is marginally stable. In this paper, we are interested in unstable Floquet multipliers ρ_i with imaginary parts different than zero ($\text{Im}(\rho_i) \neq 0$). In this case, the system experiences a Neimark-Sacker (NS) bifurcation, and a branch of quasi-periodic solutions detaches from periodic states.

2.3. Numerical continuation

In the case of quasi-periodic oscillations arising due to NS bifurcations the second frequency ω_2 has to be treated as an unknown. This unknown can be added to the algebraic system by means of a phase condition. Physically, this phase condition pins down the envelope function by removing the intrinsic rotating symmetry of the problem. Mathematically, this constraint

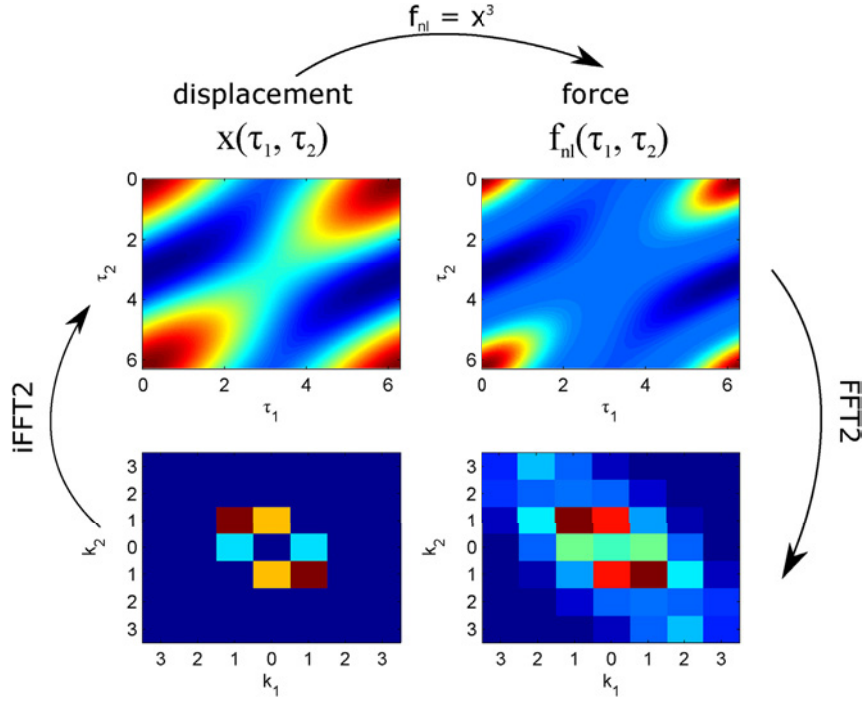


Fig. 1. Hyper-time approach to compute the Fourier coefficients for the nonlinear forces. The first line is associated with the hyper-time representation, while the second line illustrates the corresponding results in frequency domain (modulus of the 2D-FFT). Here we have chosen a displacement $x(t) = \cos(t) + \cos(\sqrt{2}t) + \cos(t + \sqrt{2}t) = \cos(\tau_1) + \cos(\tau_2) + \cos(\tau_1 + \tau_2)$.

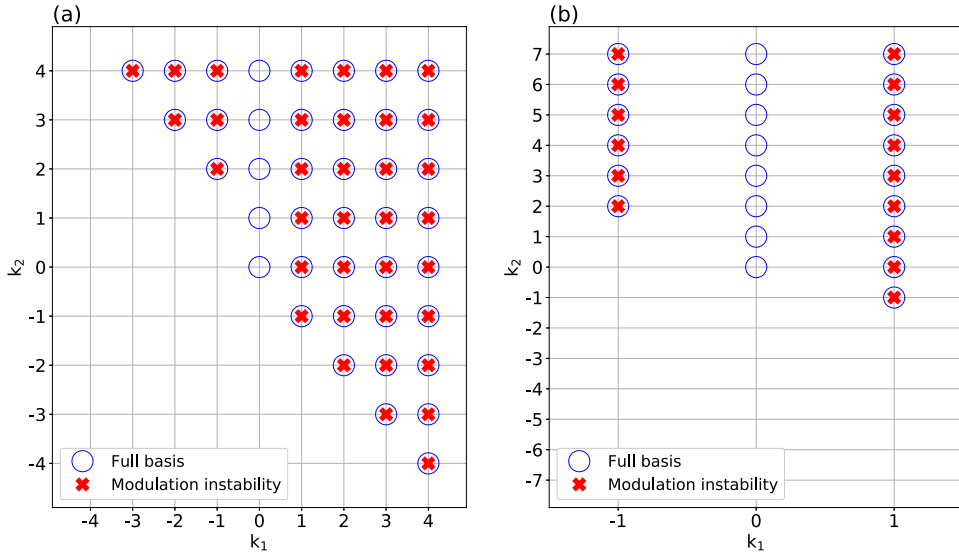


Fig. 2. Complete harmonics sampling (blue circle) and the modulation instability reduction (red cross). Panel (a) shows the results for $h_1 = h_2 = 4$, while Panel (b) shows the harmonic basis for $h_1 = 1$ and $h_2 = 7$. (For interpretation of the references to colour in this figure legend, the reader is referred to the Web version of this article.)

can be included in Eq. (1) by setting one of the sinusoidal terms for the harmonic $k_1 = 1$ and $k_2 = 1$ as equal to zero. Therefore the new nonlinear algebraic system, with ω_2 as an unknown, is written as

$$\begin{pmatrix} \mathbf{0} \\ 0 \end{pmatrix} = \begin{pmatrix} \mathbf{L}(\omega_1, \omega_2)\mathbf{z} + \mathbf{g}_{nl}(\mathbf{z}) - \mathbf{g}_{ext} \\ a_{1,1}^i \end{pmatrix} \quad (11)$$

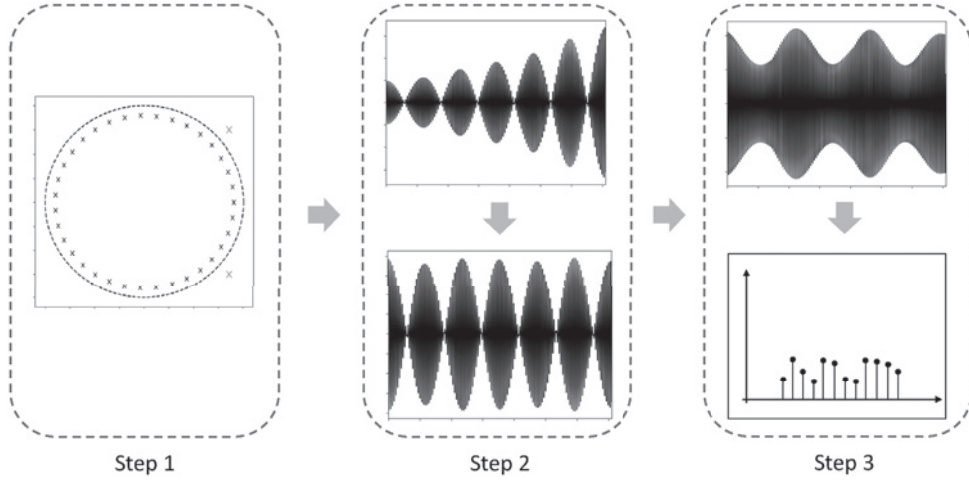


Fig. 3. Strategy to switch from periodic to quasi-periodic branches. In the first step, the NS bifurcation is identified from the Floquet multipliers. In the second step the unstable mode is used as initial conditions for Eq. (8) and the growth rate from the computed response is removed. The final result is added to the corresponding periodic regime, in the third step, and the final configuration in frequency domain is used as an initial guess for the solution of Eq. (11).

where $a_{1,1}^i$ states the $k_1 = k_2 = 1$ cosine term for the i th degree of freedom. One should note that the harmonics $k_1 = k_2 = 1$ and the cosine term (instead of the sine term) have been chosen arbitrarily. In general, any non-zero quasi-periodic sine or cosine harmonic for any i th degree of freedom can be chosen as a phase condition.

In order to follow the solutions of Eq. (11), a numerical continuation scheme based on a tangent predictor and an arc-length corrector is implemented. The tangent prediction uses the Jacobian of Eq. (11), at a solution point, to estimate the next solution (see e.g. Ref. [37]). The arc-length corrector equation

$$0 = \|\mathbf{Z}_0 - \mathbf{Z}(\omega_1, \omega_2)\|^2 - s^2, \quad (12)$$

is added to the problem, where \mathbf{Z}_0 is an already known previous solution and s is the step length. After adding Eq. (12) to the algebraic system in Eq. (11), the Fourier coefficients $\mathbf{a}_{\mathbf{k}_1, \mathbf{k}_2}$ and $\mathbf{b}_{\mathbf{k}_1, \mathbf{k}_2}$ as well as the frequencies ω_1 and ω_2 are treated as unknowns in the minimisation problem. This continuation scheme allows the periodic and the quasi-periodic HBM approaches to follow turning points (see e.g. Ref. [37]).

2.4. Branch switching

In this subsection we develop a strategy to switch from a periodic to a quasi-periodic branch. The most straightforward way to change from a periodic to a quasi-periodic branch uses results obtained from time integration [31,38]. In this case, solutions from unstable periodic regimes are used as initial conditions for a time-marching algorithm, and the system jumps to the quasi-periodic branch naturally. This approach works well if there is only one stable quasi-periodic solution within the analysed regime, and for unstable periodic states. In more complicated cases, when e.g. several quasi-periodic states coexist, it is difficult to guarantee that initial conditions from the unstable periodic state will lead the time integration scheme to the required quasi-periodic solution.

The new approach developed in this subsection does not require any stability condition for the quasi-periodic response, and also works for systems with several coexistent stable quasi-periodic solutions. Overall, the main idea is to use information from the monodromy matrix Φ , evaluated at an unstable periodic solution, to generate an initial guess for the nonlinear algebraic problem in Eq. (11). The steps required are illustrated in Fig. 3. Firstly, a Floquet analysis is carried out for the periodic solutions. It is well-known from the linear stability analysis that, close to the bifurcation point, perturbations $\mathbf{h}(t)$ increase exponentially with growth rate $\mu = \frac{\omega_1}{2\pi} \text{Re}\{\ln(\rho_i)\}$ and pulsate with frequency $\omega_2 = \frac{\omega_1}{2\pi} \text{Im}\{\ln(\rho_i)\}$, where ρ_i is the corresponding unstable Floquet multiplier. Therefore, this value of ω_2 is assumed as an initial guess for the algebraic system in Eq. (11).

The second step consists in time integrating the tangent system in Eq. (8) using the real part of the corresponding unstable eigenvector of the monodromy matrix Φ as an initial condition. Since the system is unstable with respect to this perturbation, the initial condition will increase exponentially in time with growth rate μ , as shown in Fig. 3. The exponential part is then removed from the response, and the final configuration is a quasi-periodic signal with frequencies ω_1 and ω_2 . It is expected that nearby the NS bifurcation point perturbations will behave similarly to this linear approximation.

The final step uses information from the periodic state. This solution, which coexists with the quasi-periodic regime, is added to the previously calculated perturbation. The final state consists of a periodic state with a small quasi-periodic perturbation on top. The spectrum of this configuration is then used as an initial guess for the algebraic system in Eq. (11).

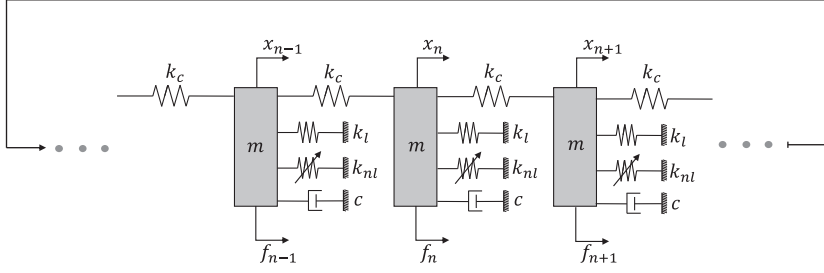


Fig. 4. Minimal model for the bladed disk with a single degree of freedom per sector.

It should be noted that the presented approach has two free parameters. The first one is the perturbation amplitude. Since initial conditions for Eq. (8) uses the unstable eigenvector of Φ , these initial conditions may assume any arbitrary amplitudes values. The second free parameter is the value of ω_1 itself or, in other words, the distance from the computed solution to the actual NS bifurcation point. We have observed, in the simulations of Sec. 3, that far from the bifurcation point or with large perturbations amplitudes, the nonlinear algebraic problem has experienced convergence problems. On the other hand, when the system is solved very close to the bifurcation point, or with relatively small perturbations amplitudes, the algebraic system may converge to the undesired periodic regime. The compromise between these two parameters has been chosen empirically in the present investigation.

3. Numerical application

We apply the methodology described in Sec. 2 to compute quasi-periodic localised solutions bifurcating from nonlinear travelling waves in cyclic and symmetric systems. We then define ω_i as the i th linear natural frequency, and ϕ_i as the corresponding mode shape. Due to the cyclic symmetry, it is well-known that most of the eigenvalues come in pairs of ω_{2i} and ω_{2i+1} having the same values (degenerated eigenvalue), while the corresponding eigenvectors ϕ_{2i} and ϕ_{2i+1} are just shifted in space. Using the linear mode shapes of the cyclic structure, a travelling wave force $\mathbf{f}_{tw}(t)$, also known as an engine order excitation, can be defined as

$$\mathbf{f}_{tw}(t) = \phi_{2i} \cos(\omega_F t) + \phi_{2i+1} \sin(\omega_F t), \quad (13)$$

where ω_F is the force frequency. The external excitation has just one harmonic, and the values of ϕ_i and ϕ_{i+1} are directly applied as the Fourier coefficients within the HBM implementation. Moreover, the travelling wave in Eq. (13) can be seen as the superposition of two standing waves, ϕ_{2i} and ϕ_{2i+1} , in which the time evolution is with appropriately chosen phases.

In the following we study two different minimal models for bladed disks vibrating in nonlinear travelling wave regimes. Firstly, a physical system composed of a cyclic and symmetric chain of Duffing oscillators is assumed as a physical model for a bladed-disk operating in large displacements. A similar system has been already investigated in Refs. [23,24], where it has been shown that solitons bifurcate from unstable travelling wave responses. The second example introduces a more complicated minimal model composed of two degrees of freedom per sector. In this case, travelling waves with zero and one nodal circles are possible. In both cases several coexistent quasi-periodic states may branch off in the form of localised solutions.

3.1. Bladed disk with a single degree of freedom per sector

The system under investigation is depicted in Fig. 4. It consists of $N_s = 24$ masses $m = 1$ kg, connected to each other by linear springs $k_c = 1$ N/m, and attached to the ground by linear springs $k_l = 1$ N/m and viscous dampers $c = 0.01$ Ns/m. Each mass is also connected to the ground by cubic springs $k_{nl} = 0.1$ N/m³ and subjected to external forces f_n . This minimal model with geometric nonlinearities can, for example, be obtained when the Von Karman theory is applied to a system of clamped beams or plates that are cyclically connected to each other by massless springs [10,39]. The N_s equations of motion for the system in Fig. 4 are written as

$$m\ddot{x}_n + c\dot{x}_n + k_l x_n - k_c(x_{n-1} + x_{n+1} - 2x_n) + k_{nl}x_n^3 = f_n, \quad (14)$$

where $x_1 = x_{N_s+1}$ due to the cyclic symmetry.

In the following analysis the external force is assumed as an eighth engine order. For low excitation amplitudes, the system vibrates in an almost linear regime, and the frequency response functions (FRFs) show stable solutions only. For stronger forces the system loses stability due to NS bifurcations, and quasi-periodic solutions detach from the periodic branch. Fig. 5 displays a typical result calculated for a travelling wave with force amplitude of 0.025 N. The plane wave solutions have been calculated with the periodic HBM assuming a series expansion with three harmonics ($h_1 = 3$). In Fig. 5, solid black lines identify stable travelling waves, while the black dashed line represents unstable solutions. The plane wave FRF shows the usual stiffening effect, as expected due to the cubic springs. However, no periodic bi-stability is observed. In fact, homogeneous states loose stability

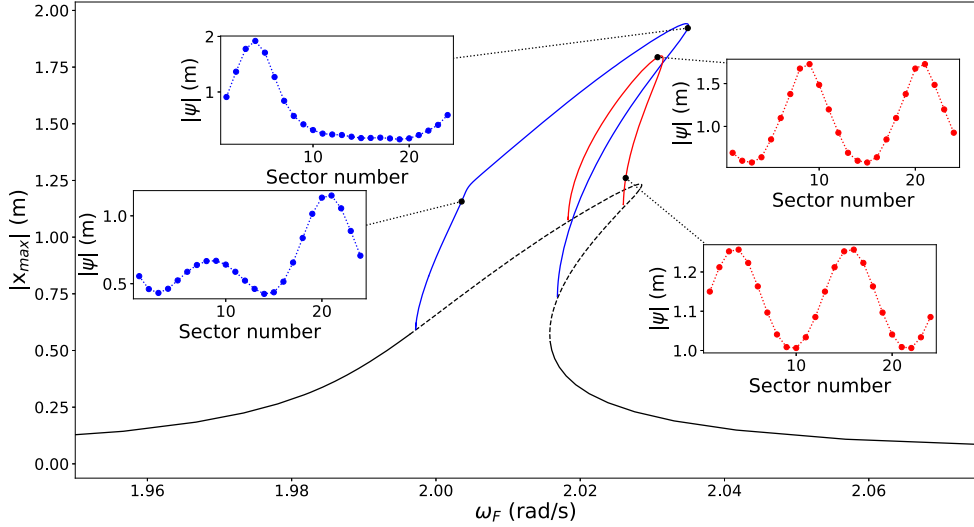


Fig. 5. FRF calculated from the HBM implementation, where the horizontal axis displays the external force frequency and the vertical one identifies the maximum vibration amplitude. The four insets display the spatial envelope function in four different configurations.

due to NS bifurcations before the first turning point (around 2.00 rad/s), and recover stability again only after the second turning point (around 2.02 rad/s). Inside the unstable periodic regime, two quasi-periodic branches detach from plane waves. The first NS bifurcation, computed from the Floquet analysis, is identified with the blue line in Fig. 5. The branch is followed with the quasi-periodic HBM assuming one harmonic for the carrier wave ($h_1 = 1$), and five harmonics for the envelope function ($h_2 = 5$). The quasi-periodic branch detaches from plane waves as weakly localised solutions but internally changes its configuration along the branch to a strongly localised dissipative soliton. This feature is highlighted by the envelope functions plotted in the insets in Fig. 5. Moreover, around 2.01 rad/s another pair of unstable Floquet multipliers is computed, leading to the second branch of localised solutions identified by the red line in Fig. 5. These solutions are calculated with the quasi-periodic HBM assuming $h_1 = 1$ and $h_2 = 5$. The branch comprises, again, localised states moving around the structure in the form of dissipative solitons.

Panels (a) and (c) of Fig. 6 display the amplitude of each harmonic, for a specific degree of freedom, and for two solutions in the two different quasi-periodic branches of 5. These solutions show that sidebands components, equivalent to $h_1 = 1$ and $h_2 = \pm 1$, dominate the quasi-periodic dynamics. This is a typical feature of localised states emerging via modulation instability, and it has been extensively investigated within the nonlinear Schrödinger equation framework [40–42]. Panels (b) and (d) show, in dashed red lines, the same solutions but in time domain. The curves show, as discussed before, localised humps preserving their shapes while they move around the system. The same graphs also identify, in black solid lines, the corresponding results computed from time-integration. The comparison between the quasi-periodic HBM and the time marching results are in very good agreement.

3.2. Bladed disk with two degrees of freedom per sector

The physical model in Fig. 7 displays the bladed disk with two degrees of freedom per sector under investigation. In this case, the $N_s = 24$ sectors are described by two degrees of freedom: (1) the masses $M = 1$ kg refer to the disk inertia; and (2) $m = 0.3$ kg models the blade masses. Each mass M is also connected to the ground by linear springs and viscous dampers $k_1 = 1$ N/m and $c_1 = 0.005$ Ns/m, respectively, while the interaction between each sector is given by $k_2 = 1$ N/m and $c_2 = 0.005$ Ns/m. The connection between the blade and the disc is given by the linear springs and dampers $k_3 = 1$ N/m and $c_3 = 0.005$ Ns/m, while the cubic spring $k_{nl} = 0.1$ N/m³ models the stiffening effect induced by large deformations. The set of equations for the $2N_s$ degrees of freedom are written as

$$m\ddot{x}_n + c_3(\dot{x}_n - \dot{X}_n) + k_3(x_n - X_n) + k_{nl}(x_n - X_n)^3 = f_n \quad (15)$$

$$M\ddot{X}_n - c_2(\dot{X}_{n+1} + \dot{X}_{n-1} - 2\dot{X}_n) - c_3(\dot{x}_n - \dot{X}_n) + c_1\dot{X}_n - k_2(X_{n+1} + X_{n-1} - 2X_n) - k_3(x_n - X_n) + k_1X_n - k_{nl}(x_n - X_n)^3 = F_n \quad (16)$$

Minimal models similar to the one in Fig. 7 are often used in the literature for the investigation of bladed disk vibrations [16,43].

Firstly, we compute the system responses due to travelling wave forces of eighth engine order and zero nodal circles. In this case, the blades and the disc are vibrating in phase, and nonlinearities are triggered by the difference between the two

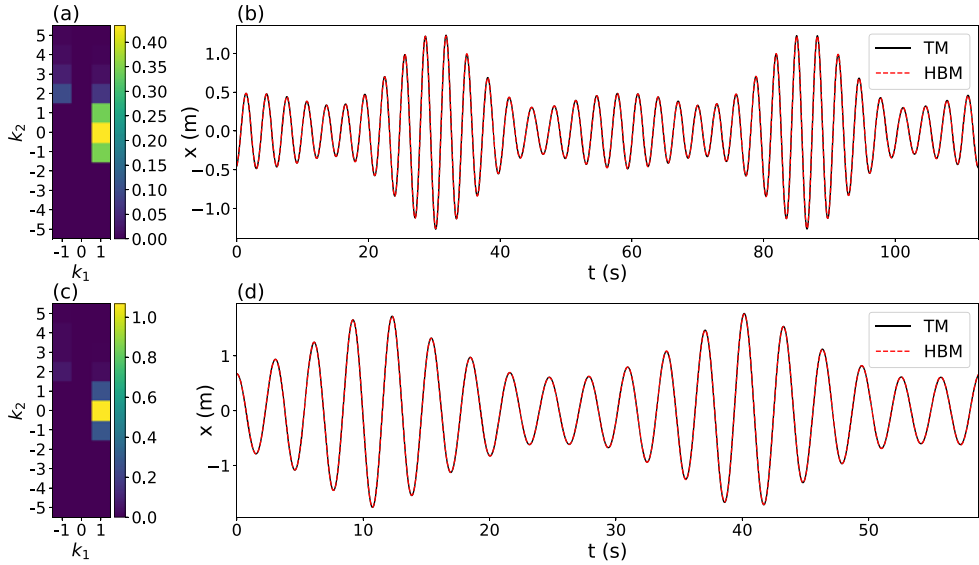


Fig. 6. HBM results for two quasi-periodic solutions. Panel (a) displays the amplitude of each harmonic, for a specific degree of freedom, in the first quasi-periodic branch of Fig. 5. Panel (b) shows the comparison of HBM results with time marching (TM). Panels (c) and (d) show the same quantities of Panels (a) and (b), but for a solution within the second quasi-periodic branch of Fig. 5.

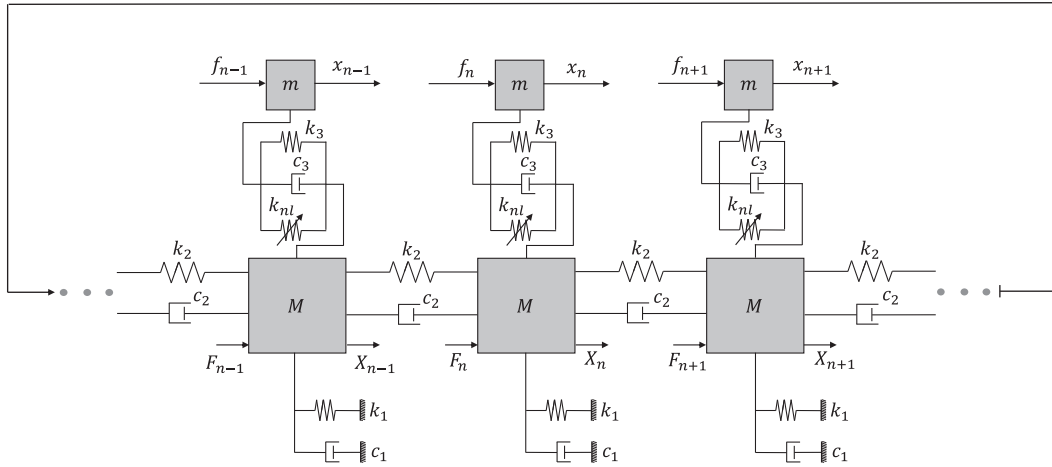


Fig. 7. Minimal for the bladed disk with two degrees of freedom per sector.

amplitudes. For low excitation forces, as expected, the system behaves similarly to the underlying linear model and solutions are always stable. However, for stronger excitations, the system loses stability and experiences NS bifurcations as in the previous example of Sub. 3.1. Fig. 8 displays a typical result, obtained assuming an external force with amplitude of 0.01 N. The results have been calculated assuming $h_1 = 3$ for periodic solutions, while $h_1 = 1$ and $h_2 = 5$ for the quasi-periodic responses. In this case, again, no periodic bi-stability is observed, and two NS bifurcations are identified. The first quasi-periodic branch, identified by the blue line in Fig. 8, shows a solution branching off from plane waves and internally changing its configuration to a strongly localised response with one hump before merging to the travelling waves again. The second quasi-periodic branch, in red, shows similar features of Fig. 5. In this case, again, localised solutions with two humps detach from plane waves and merge back to periodic solutions.

The results obtained from the quasi-periodic HBM approach are compared to time integration in Fig. 9. Panel (c) shows an example for the first quasi-periodic branch in Fig. 8, while Panel (f) illustrates the same quantities calculated from a solution in the second branch. In this case, as discussed before, each sector has the two degrees of freedom moving in phase. The results in time domain show humps of localised solutions moving around the structure preserving their shapes. The envelope function which modulates the disk and the blades have similar shapes, although they experience different amplitudes. This feature can

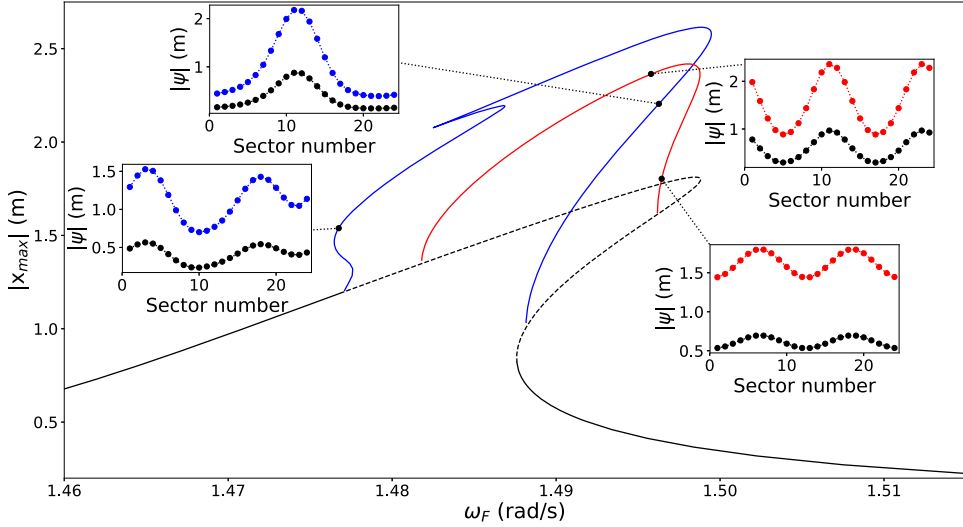


Fig. 8. Maximum blade displacement for a system with two degrees of freedom per sector. The results have been calculated assuming a travelling wave force with zero nodal circles and eight nodal diameters. The black lines show stable periodic solutions, and the black dashed line represents unstable ones. The blue and red lines are quasi-periodic solutions detaching from the branch of travelling waves. The insets show the spatial envelope function in four different configurations for the blade (blue and red lines) and the disk (black lines). (For interpretation of the references to colour in this figure legend, the reader is referred to the Web version of this article.)

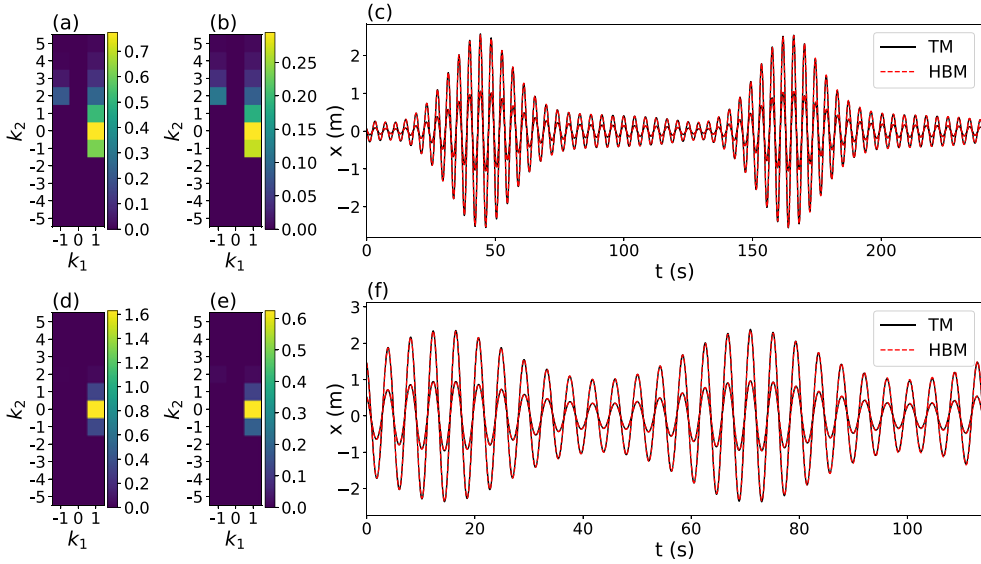


Fig. 9. Responses for the two different quasi-periodic configurations in Fig. 8. Panels (c) and (f) display the comparison of time marching (TM) results, with black solid lines showing time integration responses and red dashed lines identifying HBM results. Panels (a) and (d) show the blade spectra, while Panels (b) and (e) display the same quantities for the disk. (For interpretation of the references to colour in this figure legend, the reader is referred to the Web version of this article.)

be confirmed from Panels (a) and (d), which display the spectrum for a blade, and Panels (b) and (e), which illustrate the same quantities for the corresponding disk displacement. The spectra for the blade and the disk are essentially the same, differing only in amplitudes. These findings can be confirmed from the results in the four insets in Fig. 8.

Finally, we investigate the system responses due to travelling wave forces of eighth engine order and one nodal circle. Physically, the disk and the blades vibrate out-of-phase within this regime. The overall behaviour is similar to the previous examples, in which branches of localised solutions bifurcate from travelling waves when modulation instability is triggered. Fig. 10 displays a typical result obtained for an external excitation with amplitude of 0.016 N. The periodic solution has been calculated assuming $h_1 = 3$, while the quasi-periodic branches have been computed assuming $h_1 = 1$ and $h_2 = 7$. Within this configuration, solutions are more damped than in the previous case, in Fig. 8, since dampers c_3 dissipate more energy. Moreover, nonlinearities play the role in lower amplitude regimes due to the out-of-phase motion, and localised solutions branch off for lower

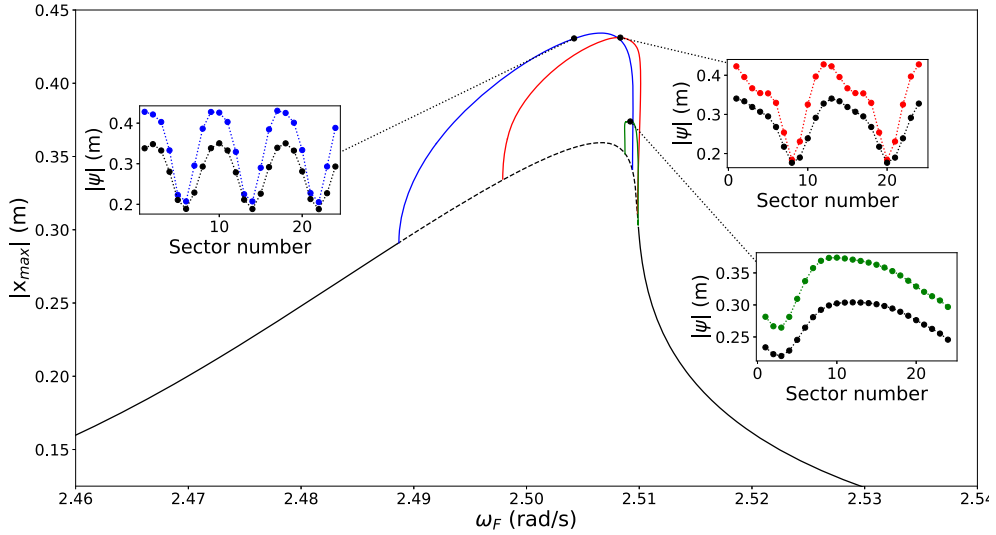


Fig. 10. Maximum blade displacement for a system with two degrees of freedom per sector. The results have been calculated assuming a travelling wave force with one nodal circle and eight nodal diameters. The black lines show stable periodic solutions, and the black dashed line represents the unstable one. The blue and red lines are quasi-period solutions detaching from the planes waves. The insets show the spatial configuration in four different branches for the blade (blue, green, red, and purple bars) and the disk (black bar). (For interpretation of the references to colour in this figure legend, the reader is referred to the Web version of this article.)

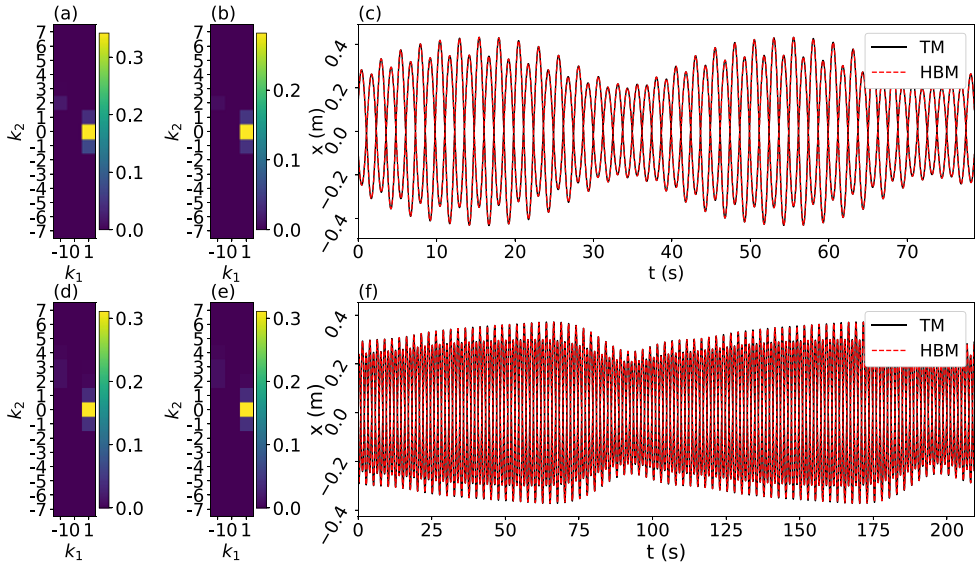


Fig. 11. Responses for two different quasi-periodic configurations in Fig. 10. Panels (c) and (f) display the comparison of time marching (TM) results, with black solid lines showing blade displacements and blue solid lines referring to the corresponding disk results, with the HBM implementation, in red dashed lines. Panels (a) and (d) show the blade spectra, while Panels (b) and (e) display the same quantities for the disk. (For interpretation of the references to colour in this figure legend, the reader is referred to the Web version of this article.)

displacement regimes. In Fig. 10, three branches of quasi-periodic states detach from travelling waves. The first branch, in blue, resembles a dissipative soliton with three humps moving around the structure. However, the other two branches, in red and green, show more complicated patterns, and the modulating functions have more irregular shapes.

The previous HBM solutions are compared to time integration in Panels (c) and (f) of Fig. 11. The two displayed results are obtained from initial conditions in the first (blue) and in the third (green) branches in Fig. 10. In both cases localisation arises due to modulation of travelling waves. In Panel (c), a regular hump moves around the structure preserving its shape. In Panel (f), the envelope function which modulates the travelling waves has a more irregular form, discussed before. Although this envelope function has an irregular shape, the final configuration still consists of a quasi-periodic motion with two incommensurable frequencies. The comparison between time integration and the quasi-periodic HBM shows good agreement. Panels (a) and (d)

in Fig. 11 display the spectra for the blade responses, while Panels (c) and (e) in Fig. 11 show the same quantities for the disc. The amplitude spectra for the blade and the disk are, again, very similar, although the graphs do not show any information about the differences in phase.

4. Conclusions and outlook

In this paper we have employed the periodic and quasi-periodic HBMs to compute nonlinear localised vibrations in cyclic and symmetric structures. The investigation has been focused on models experiencing nonlinearities induced by strong engine order excitations. The strategy has been applied to two different minimal models: (1) a chain of linearly coupled Duffing oscillators; and (2) a more complicated bladed disk model with two degrees of freedom per sector. In both cases multiple quasi-periodic coexistent states may exist, and a new strategy to track these several quasi-periodic states have been introduced. The results computed in this paper corroborate previous findings, showing that cyclic and symmetric structures subjected to large travelling wave forces may localise vibrations due to envelope dynamics.

The present paper has studied localised vibrations arising due to smooth nonlinearities. However, bladed disks of aircraft engines are often subject to friction and impact induced e.g. by root joint, underplatform dampers, shrouds and damper wires. Therefore, future investigations will also have to deal with localised vibrations involving non-smooth nonlinearities. More work also needs to be done on model accuracy. Thus, reduced-order models from fully nonlinear finite elements will also be addressed.

Acknowledgements

The first author is funded by the Brazilian National Council for the Development of Science and Technology (CNPq) under the grant 01339/2015-3.

References

- [1] M. Krack, L. Salles, F. Thouverez, Vibration prediction of bladed disks coupled by friction joints, *Arch. Comput. Meth. Eng.* (2016) 1–48, <https://doi.org/10.1007/s11831-016-9183-2>.
- [2] O.O. Bendiksen, Mode localization phenomena in large space structures, *AIAA J.* 25 (9) (1987) 1241–1248, <https://doi.org/10.2514/3.9773>.
- [3] O.O. Bendiksen, P.J. Cornwell, Localization of vibrations in large space reflectors, *AIAA J.* 27 (2) (1989) 219–226, <https://doi.org/10.2514/3.10084>, <http://arc.aiaa.org/doi/10.2514/3.10084>.
- [4] M. Castanier, C. Pierre, Modeling and analysis of mistuned bladed disk vibration: current status and emerging directions, *J. Propul. Power* 22 (2) (2006) 384–396.
- [5] P. Vargiu, C. Firrone, S. Zucca, M. Gola, A reduced order model based on sector mistuning for the dynamic analysis of mistuned bladed disks, *Int. J. Mech. Sci.* 53 (8) (2011) 639–646, <https://doi.org/10.1016/j.ijmecsci.2011.05.010>.
- [6] J. Judge, C. Pierre, O. Mehmed, Experimental investigation of mode localization and forced response amplitude magnification for a mistuned bladed disk, *J. Eng. Gas Turbines Power* 123 (4) (2001) 940, <https://doi.org/10.1115/1.1377872>.
- [7] D. Laxalde, F. Thouverez, J.J. Sinou, J.P. Lombard, S. Baumhauer, Mistuning identification and model updating of an industrial blisk, *Int. J. Rotating Mach.* (2007), <https://doi.org/10.1155/2007/17289>.
- [8] M.P. Castanier, C. Pierre, Using intentional mistuning in the design of turbomachinery rotors, *AIAA J.* 40 (10) (2002) 2077–2086, <https://doi.org/10.2514/3.15298>.
- [9] C. Martel, J.J. Sánchez-Álvarez, Intentional mistuning effect in the forced response of rotors with aerodynamic damping, *J. Sound Vib.* 433 (2018) 212–229, <https://doi.org/10.1016/j.jsv.2018.07.020>.
- [10] A. Grolet, F. Thouverez, Free and forced vibration analysis of a nonlinear system with cyclic symmetry: application to a simplified model, *J. Sound Vib.* 331 (12) (2012) 2911–2928, <https://doi.org/10.1016/j.jsv.2012.02.008>.
- [11] N. Akhmediev, E. Kulagin, Generation of periodic trains of picosecond pulses in an optical fiber: exact solutions, *Sov. Phys. Usp.* 1 (April 1985) (1986) 894–899.
- [12] A.C. Luo, *Toward Analytical Chaos in Nonlinear Systems*, John Wiley & Sons, 2014.
- [13] L. Pesaresi, L. Salles, A. Jones, J. Green, C. Schwingshackl, Modelling the nonlinear behaviour of an underplatform damper test rig for turbine applications, *Mech. Syst. Signal Process.* 85 (2017) 662–679, <https://doi.org/10.1016/j.ymssp.2016.09.007>.
- [14] A.F. Vakakis, C. Cetinkaya, Mode localization in a class of multidegree-of-freedom nonlinear systems with cyclic symmetry*, *SIAM J. Appl. Math.* 53 (1) (1993) 265–282, <https://doi.org/10.1137/0153016>.
- [15] M. Sato, B.E. Hubbard, A.J. Sievers, Colloquium: nonlinear energy localization and its manipulation in micromechanical oscillator arrays, *Rev. Mod. Phys.* 78 (1) (2006) 137–157, <https://doi.org/10.1103/RevModPhys.78.137>.
- [16] F. Georgiades, M. Peeters, G. Kerschen, J.C. Golinval, M. Ruzzene, Modal analysis of a nonlinear periodic structure with cyclic symmetry, *AIAA J.* 47 (4) (2009) 1014–1025, <https://doi.org/10.2514/1.40461>.
- [17] N. Boechler, G. Theocharis, S. Job, P.G. Kevrekidis, M.A. Porter, C. Daraio, Discrete breathers in one-dimensional diatomic granular crystals, *Phys. Rev. Lett.* 104 (24) (2010) 244302, <https://doi.org/10.1103/PhysRevLett.104.244302> arXiv:1009.0885.
- [18] A. Grolet, F. Thouverez, Computing multiple periodic solutions of nonlinear vibration problems using the harmonic balance method and Groebner bases, *Mech. Syst. Signal Process.* 52–53 (1) (2015) 529–547, <https://doi.org/10.1016/j.ymssp.2014.07.015>.
- [19] A. Papangelo, A. Grolet, L. Salles, N. Hoffmann, M. Ciavarella, Snaking bifurcations in a self-excited oscillator chain with cyclic symmetry, *Commun. Nonlinear Sci. Numer. Simulat.* 44 (2017) 108–119, <https://doi.org/10.1016/j.cnsns.2016.08.004>.
- [20] A. Papangelo, N. Hoffmann, A. Grolet, M. Stender, M. Ciavarella, Multiple spatially localized dynamical states in friction-excited oscillator chains, *J. Sound Vib.* 417 (2018) 56–64, <https://doi.org/10.1016/j.jsv.2017.11.056>.
- [21] M.V. Ivanchenko, T.V. Lapyteva, S. Flach, Anderson localization or nonlinear waves: a matter of probability, *Phys. Rev. Lett.* 107 (24) (2011) 1–4, <https://doi.org/10.1103/PhysRevLett.107.240602>.
- [22] T. Ikeda, Y. Harata, K. Nishimura, Intrinsic localized modes of harmonic oscillations in nonlinear oscillator arrays, *J. Comput. Nonlinear Dynam.* 8 (4) (2013) 041009, <https://doi.org/10.1115/1.4023866>.
- [23] A. Grolet, N. Hoffmann, F. Thouverez, C. Schwingshackl, Travelling and standing envelope solitons in discrete non-linear cyclic structures, *Mech. Syst. Signal Process.* 81 (15) (2016) 1–13, <https://doi.org/10.1016/j.ymssp.2016.02.062>.
- [24] F. Fontanela, A. Grolet, L. Salles, A. Chabchoub, S.P. Alan Champneys, N. Hoffmann, Dissipative Solitons in Forced Cyclic and Symmetric Structures, arXiv:1804.01321.
- [25] A.C.J. Luo, On analytical routes to chaos in nonlinear systems, *Int. J. Bifurc. Chaos* 24 (04) (2014) 1430013, <https://doi.org/10.1142/S0218127414300134>.

- [26] T. Detroux, L. Renson, L. Masset, G. Kerschen, The harmonic balance method for bifurcation analysis of large-scale nonlinear mechanical systems, *Comput. Meth. Appl. Mech. Eng.* 296 (2015) 18–38, <https://doi.org/10.1016/j.cma.2015.07.017>.
- [27] M. Guskov, F. Thouverez, Harmonic Balance-based approach for quasi-periodic motions and stability analysis, *J. Vib. Acoust.* 134 (3) (2012) 031003, <https://doi.org/10.1115/1.4005823>.
- [28] M. Guskov, J.J. Sinou, F. Thouverez, Multi-dimensional harmonic balance applied to rotor dynamics, *Mech. Res. Commun.* 35 (8) (2008) 537–545, <https://doi.org/10.1016/j.mechrescom.2008.05.002>.
- [29] N. Coudeyras, S. Nacivet, J.J. Sinou, Periodic and quasi-periodic solutions for multi-instabilities involved in brake squeal, *J. Sound Vib.* 328 (4–5) (2009) 520–540, <https://doi.org/10.1016/j.jsv.2009.08.017>.
- [30] M. Legrand, S. Roques, C. Pierre, B. Peseux, P. Cartraud, n-dimensional harmonic balance method extended to non-explicit nonlinearities, *European J. Comput. Mech.* 15 (1–3) (2006) 269–280, <https://doi.org/10.3166/remn.15.269-280>.
- [31] L. Peletan, S. Bagnuet, M. Torkhani, G. Jacquet-Richardet, Quasi-periodic harmonic balance method for rubbing self-induced vibrations in rotor–stator dynamics, *Nonlinear Dynam.* 78 (4) (2014) 2501–2515, <https://doi.org/10.1007/s11071-014-1606-8>.
- [32] D.J. Kaup, A.C. Newell, Theory of nonlinear oscillating dipolar excitations in one-dimensional condensates, *Phys. Rev. B* 18 (10) (1978) 5162–5167, <https://doi.org/10.1103/PhysRevB.18.5162>.
- [33] G. Terrones, D.W. McLaughlin, E.A. Overman, A.J. Pearlstein, Stability and bifurcation of spatially coherent solutions of the damped-driven NLS equation, *SIAM J. Appl. Math.* 50 (3) (1990) 791–818, <https://doi.org/10.1137/0150046>.
- [34] I. Barashenkov, Y. Smirnov, Existence and stability chart for the ac-driven, damped nonlinear Schrödinger solitons, *Phys. Rev. E* 54 (5) (1996) 5707–5725, <https://doi.org/10.1103/PhysRevE.54.5707>.
- [35] I.V. Barashenkov, Y.S. Smirnov, N.V. Alexeeva, Bifurcation to multisoliton complexes in the ac-driven, damped nonlinear Schrödinger equation, *Phys. Rev. E* 57 (2) (1998) 2350–2364, <https://doi.org/10.1103/PhysRevE.57.2350>.
- [36] A.H. Nayfeh, B. Balachandran, *Applied Nonlinear Dynamics: Analytical, Computational, and Experimental Methods*, Wiley Series in Nonlinear Science, Wiley-VCH, Weinheim, 1995.
- [37] E. Sarrouy, J.-J. Sinou, Non-linear periodic and quasi-periodic vibrations in mechanical systems - on the use of the harmonic balance methods, in: E. Farzad (Ed.), *Advances in Vibration Analysis Research*, INTECH Publisher, 2011, Ch. 21.
- [38] L. Guillot, P. Vigué, C. Vergez, B. Cochelin, Continuation of quasi-periodic solutions with two-frequency harmonic balance method, *J. Sound Vib.* 394 (2017) 434–450, <https://doi.org/10.1016/j.jsv.2016.12.013>.
- [39] A. Grolet, F. Thouverez, Vibration analysis of a nonlinear system with cyclic symmetry, *J. Eng. Gas Turbines Power* 133 (2) (2011) 022502, <https://doi.org/10.1115/1.4001989>.
- [40] M. Remoissenet, *Waves Called Solitons: Concepts and Experiments*, Advanced Texts in Physics, Springer, 1994.
- [41] I. Daumont, T. Dauxois, M. Peyrard, Modulational instability: first step towards energy localization in nonlinear lattices, *Nonlinearity* 10 (3) (1997) 617–630, <https://doi.org/10.1088/0951-7715/10/3/003>.
- [42] T. Dauxois, M. Peyrard, *Physics of Solitons*, Cambridge University Press, 2006.
- [43] C. Joannin, B. Chouvion, F. Thouverez, J.-P. Ousty, M. Mbaye, A nonlinear component mode synthesis method for the computation of steady-state vibrations in non-conservative systems, *Mech. Syst. Signal Process.* 83 (Supplement C) (2017) 75–92, <https://doi.org/10.1016/j.ymsp.2016.05.044>.