



HAL
open science

Lessons for WFIRST CGI from ground-based high-contrast systems

Vanessa P. Bailey, Michael Bottom, Eric Cady, Faustine Cantalloube, Jozua de Boer, Tyler Groff, John Krist, Maxwell A. Millar-Blanchaer, Arthur Vigan, Jeffrey Chilcote, et al.

► To cite this version:

Vanessa P. Bailey, Michael Bottom, Eric Cady, Faustine Cantalloube, Jozua de Boer, et al.. Lessons for WFIRST CGI from ground-based high-contrast systems. *Space Telescopes and Instrumentation 2018: Optical, Infrared, and Millimeter Wave*, Jun 2018, Austin, France. pp.241, 10.1117/12.2313820 . hal-02118127

HAL Id: hal-02118127

<https://hal.science/hal-02118127v1>

Submitted on 29 Oct 2024

HAL is a multi-disciplinary open access archive for the deposit and dissemination of scientific research documents, whether they are published or not. The documents may come from teaching and research institutions in France or abroad, or from public or private research centers.

L'archive ouverte pluridisciplinaire **HAL**, est destinée au dépôt et à la diffusion de documents scientifiques de niveau recherche, publiés ou non, émanant des établissements d'enseignement et de recherche français ou étrangers, des laboratoires publics ou privés.

Lessons for WFIRST CGI from ground-based high-contrast systems

Vanessa P. Bailey¹, Michael Bottom¹, Eric Cady¹, Faustine Cantalloube², Jozua de Boer³, Tyler Groff⁴, John Krist¹, Maxwell A. Millar-Blanchaer^{1, a}, Arthur Vigan⁵, Jeffrey Chilcote^{6, 7}, Elodie Choquet^{8, a}, Robert J. De Rosa⁹, Julien H Girard^{10, 11}, Olivier Guyon¹², Brian Kern¹, Anne-Marie Lagrange¹¹, Bruce Macintosh⁷, Jared R. Males¹³, Christian Marois¹⁴, Tiffany Meshkat^{8, 15}, Julien Milli¹⁶, Mamadou N'Diaye¹⁷, Henry Ngo¹⁴, Eric L. Nielsen⁷, Jason Rhodes¹, Garreth Ruane^{8, b}, Rob G. van Holstein³, Jason J. Wang⁹, and Wenhao Jerry Xuan⁸

¹Jet Propulsion Laboratory, California Institute of Technology

²Max Planck Institute for Astronomy

³Leiden Observatory

⁴NASA Goddard Space Flight Center

⁵Aix Marseille Univ., CNRS, CNES, LAM, Marseille, France

⁶University of Notre Dame

⁷Kavli Institute of Particle Astrophysics and Cosmology, Stanford University

⁸California Institute of Technology

⁹University of California Berkeley

¹⁰Space Telescope Science Institute

¹¹Université Grenoble Alpes, CNRS, IPAG

¹²Subaru Telescope

¹³University of Arizona, Steward Observatory

¹⁴National Research Council of Canada

¹⁵Infrared Processing and Analysis Center

¹⁶European Southern Observatory

¹⁷Université Côte d'Azur, Observatoire de la Côte d'Azur, CNRS, Laboratoire Lagrange

^aNASA Hubble Fellow

^bNSF Fellow

ABSTRACT

The Coronagraph Instrument (CGI) for NASA's Wide Field Infrared Survey Telescope (WFIRST) will constitute a dramatic step forward for high-contrast imaging, integral field spectroscopy, and polarimetry of exoplanets and circumstellar disks, aiming to improve upon the sensitivity of current ground-based direct imaging facilities by 2–3 orders of magnitude. Furthermore, CGI will serve as a pathfinder for future exo-Earth imaging and characterization missions by demonstrating wavefront control, coronagraphy, and spectral retrieval in a new contrast regime, and by validating instrument and telescope models at unprecedented levels of precision. To achieve this jump in performance, it is critical to draw on the experience of ground-based high-contrast facilities. We discuss several areas of relevant commonalities, including: wavefront control, post-processing of integral field unit data, and calibration and observing strategies.

1. INTRODUCTION

The Wide Field Infrared Survey Telescope (WFIRST) Coronagraph Instrument (CGI) is a high-contrast imager, polarimeter, and integral field spectrograph (IFS) that will enable the study of exoplanets and circumstellar

For further information, send correspondence to Vanessa Bailey: vanessa.bailey@jpl.nasa.gov

disks at visible wavelengths ($\sim 550 - 850 \text{ nm}$).^{*} CGI aims to achieve detection limits of $\sim 10^{-9}$ the flux of the host star at separations of $\sim 0.15'' - 1.5''$ (Figure 1), in order to serve as a pathfinder for future terrestrial planet finding missions that require $\sim 10^{-10}$ flux ratio capability. If CGI achieves its predicted performance, it will be capable of imaging and low-resolution spectroscopy of gas giant planets in reflected light and of detection of exozodiacal dust disks at unprecedented sensitivity. These observations would begin to constrain cloud properties of mature Jupiter analogues, to shed light on the planet formation process in protoplanetary disks, and to identify the “cleanest” (least dusty) systems for future exo-Earth searches. To achieve these goals, WFIRST CGI will build not only on a legacy of previous space observatories, but also on a legacy of ground-based high-contrast instrumentation. We refer the reader to Debes et al., 2015¹ for an excellent discussion of lessons learned from the Hubble and James Webb Space Telescopes. In these proceedings, we discuss relevant lessons learned from ground-based instruments in the areas of wavefront sensing and control, observing strategies, calibration, and data post-processing.

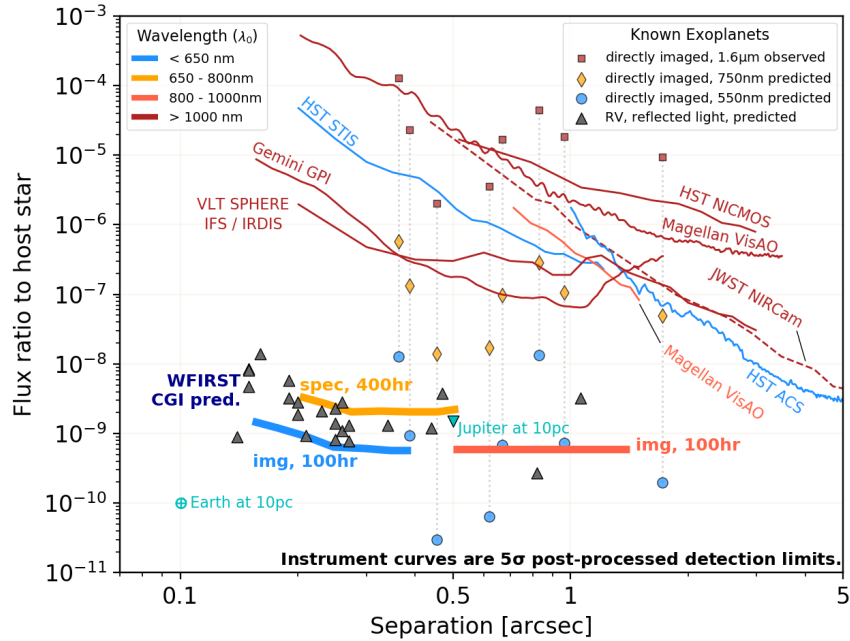


Figure 1. Predicted CGI performance on a $V=5$ star, in the context of current high-contrast instrumentation.² Curves and planets are color-coded by bandpass central wavelength. Curves are 5σ post-processed point source detection limits; bold lines are predictions for the three official CGI observing modes. CGI integration times are noted in the plot, while other instruments’ performances are typically based on ~ 1 hr of integration time. Known self-luminous imaged planets (colored points) are shown at their observed IR flux ratios as well as at their predicted flux ratios at visible wavelengths. Gray triangles are predicted flux ratios for known giant planets detected by the radial velocity technique, when viewed at quadrature with assumed albedoes of 0.5.

2. WAVEFRONT SENSING AND CONTROL

At small working angles, contrast is governed by star centering behind the coronagraph occulting spot and by low order aberrations. Control of both fast tip/tilt jitter and of slower drift in low order modes is necessary in order to achieve the best performance. Several ground-based instruments have dedicated low order wavefront sensing and control (LOWFS/C) systems, including P1640,³ SPHERE,⁴ SCExAO,⁵ and GPI.⁶ One common lesson learned from all of these systems is that for optimal performance, LOWFS/C must be operated continuously, in parallel with science observations. The LOWFS should not take any light from the science camera, and so

^{*}Instrument parameters and simulations are available at <https://wfirst.ipac.caltech.edu/>

designs utilizing light rejected by the coronagraph are preferred. Furthermore, the LOWFS/C loop speed must be matched to the power spectrum of the appropriate modes (both fast tip/tilt jitter and slower drifts in higher modes). In CGI, tip/tilt errors will originate from both sub-Hz observatory pointing drift and from structural vibrations excited by the telescope reaction wheels (1-100Hz). Longer timescale thermal drifts in the spacecraft will be the primary contributors to errors in other low order modes. To compensate, CGI will have a dedicated LOWFS/C system for Zernike modes 2-11.⁷ The Zernike phase contrast wavefront sensor will use the starlight reflected by the coronagraph occulting masks and will operate during science observations. A fast steering mirror will correct tip/tilt jitter at frequencies $\lesssim 20$ Hz; other modes will be corrected at 5 mHz with a combination of a dedicated focus corrector and deformable mirrors (DMs).

At larger working angles in the so-called “dark hole,” a High Order Wavefront Sensing and Control (HOWFS/C) system is needed. All ground-based high-contrast instruments have dedicated high order wavefront sensors to sense atmospheric turbulence; CGI does not have a need for an analogous system. CGI does, however, require HOWFS/C to counteract optical aberrations in the telescope and instrument[†]. These aberrations are best sensed using the images from the science camera itself. Several focal plane wavefront sensing techniques have been tested on P1640, Keck, SCEXAO, and GPI.⁸⁻¹² However, they have achieved varying degrees of success on sky, because precise knowledge of the instrument model and deformable mirror calibration is required. Furthermore, drifts in the instrument cause evolution of the point spread function (PSF), and so the quality of the dark hole degrades without continuous HOWFS/C. CGI has elected to use pairwise probing and electric field conjugation; instrument model calibration is the subject of ongoing efforts.¹³⁻¹⁵ CGI will be photon-starved on science targets; hence, the current baseline is to dig the dark hole on a bright reference star and to freeze the high-order DM correction throughout the science sequence (Figure 2). Ongoing work is assessing the requirements on instrument thermal stability and on DM calibration for this “optimize and freeze” operational scenario.

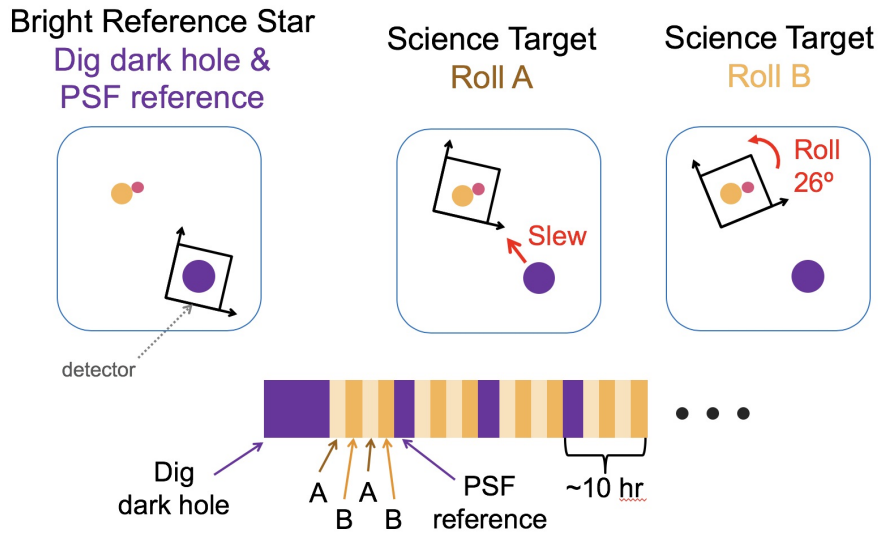


Figure 2. CGI baseline observing scenario. CGI will alternate between one or more bright reference stars and the science target, typically separated by $15^\circ - 20^\circ$ on the sky. The initial dark hole will be optimized on the first visit to the reference star. The high-order wavefront correction will be frozen throughout the science target observation, and will be re-optimized on each subsequent reference star visit. CGI will alternate between two roll angles on the science target. Simulated images and IFS data for this observing scenario are [publicly available](#).

[†]In ground-based systems, such internal aberrations are often referred to as “non-common path aberrations,” because they are not in the optical path of the Adaptive Optics system’s dedicated wavefront sensor.

3. OBSERVING STRATEGY AND PSF SUBTRACTION

For any high-contrast imager, the observing and post-processing strategies are interdependent. To recover faint sources, one must first subtract the PSF of the primary star. Several different strategies for PSF synthesis and subtraction have been developed on ground-based instruments, and each has a corresponding observing strategy. The differential imaging techniques are then combined with PSF synthesis algorithms such as a median combination of images, LOCI,¹⁶ or KLIP.¹⁷

3.1 Angular Differential Imaging

In ADI,¹⁸ the telescope pupil rotates with respect to the sky. The stellar PSF is fixed in detector coordinates, while planets or disks appear rotate around the central star. A minimum amount of rotation, θ , is required to avoid self-subtraction of planet light, typically $r\theta \sim 1$ FWHM (Full Width at Half Max), where r is the star-planet separation. This observing strategy is common practice for high-contrast ground-based instruments. CGI can roll a maximum of 26° due to Sun-to-spacecraft angle constraints, limiting the effectiveness of ADI at small working angles. Unlike ground-based instruments, CGI will not have continuous roll angle coverage. Instead, it will roll between the two extreme possible angles[‡] (Figure 2), in a strategy more typical of space-based observatories. The PSF of the coronagraph used in IFS mode has extended sidelobes in the azimuthal direction, so CGI’s limited roll angle means that ADI cannot be used near the inner edge of the field of view of the IFS. Additionally, regardless of the coronagraph design, ADI acts as a high-pass filter on extended sources, and so it is not optimal for disks. For these reasons, CGI must employ Reference Differential Imaging as well.

3.2 Reference Differential Imaging

An RDI observing sequence alternates between the science target and one or more reference targets, and the reference target images are used for PSF synthesis. RDI can be used in concert with ADI (RDI+ADI) if the science target images are included in the reference library used for PSF synthesis. Even in pure RDI, observing the science target at multiple roll angles helps to average over PSF residuals. RDI is preferred over ADI in situations where self-subtraction is significant: when there is little sky rotation or when targeting extended emission in circumstellar disks.

RDI requires PSF stability between the science and reference stars. Therefore, it is commonly used in space-based observations¹⁹ and will be the default observing strategy for CGI (Figure 2). Observations of bright reference stars are already required for CGI wavefront control, as described in Section 2, and so the additional images needed for RDI can be added with minimal overhead. RDI is less commonly used by ground-based facilities, where changing seeing conditions introduce PSF variability, and where target and reference star brightness must be closely matched in order to achieve similar AO correction quality. Nevertheless, ground-based RDI has been successfully used to improve sensitivity at small working angles in “snapshot” surveys where each target has little sky rotation²⁰ and in studies of disks.^{21,22}

Several factors must be considered when choosing a reference star. The star should not have any close companions or a circumstellar disk. The stars should be close enough on the sky (typically $< 20^\circ$ for CGI) that the telescope and instrument conditions do not change appreciably between reference and science pointings. Both imaging and IFS modes are insensitive to stellar spectral type mismatch; the chromatic and time variations of the speckles dominate over object color differences.

3.3 Spectral Differential Imaging

SDI relies on the deterministic evolution of PSF speckles with wavelength. When speckles are due only to phase aberrations in the wavefront, their location varies radially as λ , while their flux varies as the stellar spectrum modulated by λ^{-2} . Planets, on the other hand, remain at a fixed location and can have distinct spectral features (e.g.: CH_4 absorption). These relationships can be used to synthesize the PSF at one wavelength from the PSF at another wavelength. In its simplest form, SDI consists of subtraction of scaled images from two adjacent filters (e.g.: in and out of a CH_4 or $H\alpha$ features²³⁻²⁷). The IFS implementation can take a more sophisticated approach,

[‡]Ongoing work is investigating the utility of adding a small number of intermediate roll angles.

utilizing information from multiple spectral channels, but following the same underlying methodology.²⁸ Current ground-based instruments operate in a regime where phase aberrations dominate over amplitude aberrations.

However, when speckles are induced by both phase and amplitude aberrations, the same wavelength scaling does not apply, and SDI breaks down. When phase and amplitude effects are comparable, as in CGI, the resulting speckle field is chromatic (Figure 3, right panel). CGI cannot use SDI unless future algorithms are developed that can disentangle the contributions from the two types of speckles. Even though SDI cannot be used for PSF synthesis, the spectral information still adds value. Matched filtering, which compares the spectrum of a candidate to that of a planet model,²⁹ can still be used to differentiate planets and residual speckles.

3.4 Polarimetric Differential Imaging

PDI^{30,31} can be used to extract polarized signals from companions or disks, under the assumption of polarization-independent speckles. In this method, the target is observed at multiple (linear) polarization angles, and the polarization-invariant signal (the unpolarized stellar speckle field and the unpolarized astrophysical signal) is removed. Unlike ADI, PDI has the benefit of preserving extended structures, so long as these structures are polarized. PDI has enabled the ground-based characterization of a number of circumstellar disks and has achieved working angles smaller than those possible with ADI.^{31,32}

In ground-based facilities, speckle fields are dominated by polarization-independent effects, but again, this is not the case for CGI. The fast telescope primary mirror and non-optimal mirror coatings induce polarization-dependent speckles, or “polarization aberrations”^{33–35} (Figure 3, left panel). Future trade studies will investigate the possibility of observing in only a single polarization for improved dark hole optimization at the expense of throughput. Note that although PDI is not expected to improve CGI post-processed sensitivity, CGI will still be capable of polarimetry of bright sources (Section 4.1).

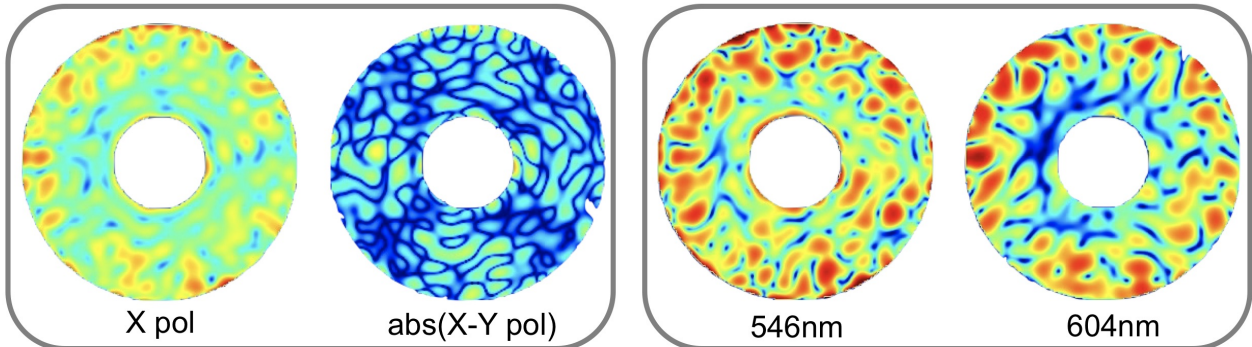


Figure 3. Simulated CGI speckle fields for imaging mode with the Hybrid Lyot Coronagraph, all with the same log scale display. Speckle fields vary with wavelength and are polarization-dependent. *Left:* Raw image in X polarization and the absolute difference of X and Y polarization images. *Right:* Raw images in the same polarization at 546nm and 604nm. Please refer to companion proceedings for additional information about CGI modeling efforts.^{35–37}

4. CALIBRATION

4.1 Polarimetry

Although CGI will not be capable of PDI, it will still be capable of (linear) polarimetry on bright sources with fluxes significantly above the polarization-dependent speckle noise floor. CGI is required to measure linear polarization fraction to better than 3% systematic accuracy in the high signal to noise limit. CGI will have a set of four interchangeable linear analyzers (0° , 45° , 90° , 135°). Because CGI will not have a modulator, it will not be possible to self-calibrate the instrumental polarization from the science sequences, as is common practice in ground-based instruments with modulators.^{38–40}

Routine observations of calibrators and telescope and instrument modeling will be critical. Figure 4 shows the effect of throughput, crosstalk, and instrumental polarization on the astrophysical polarization signal. The instrumental polarization (IP) will have both constant terms and terms that vary with each target (i.e.: polarization-dependent speckles). Therefore, IP should be calibrated on each science target, perhaps even after each optimization of the dark hole during a science sequence. Efficiency in each polarization (η) and crosstalk between polarizations (eg: $Q \rightarrow U$) are likely to evolve more slowly, requiring less frequent calibration on polarized standard stars (cadence to be determined). Catalogs of unpolarized and polarized standard stars[§] may be supplemented with observations of pre-determined CGI PSF reference stars. Note that CGI will not measure circular polarization (Stokes V), nor are circumstellar disks expected to be significantly circularly polarized. The effect of all crosstalk, including Stokes V, will have to be modeled to determine polarimetric efficiency and accuracy; this is the subject of ongoing efforts.^{33, 41–43}

$$\begin{array}{c} \text{Input to} \\ \text{Polarizers} \end{array} \begin{bmatrix} I_{in} \\ Q_{in} \\ U_{in} \\ V_{in} \end{bmatrix} = \begin{array}{c} \text{Instrument Response} \\ \text{Mueller Matrix} \end{array} \begin{bmatrix} \eta_I & Q \rightarrow I & U \rightarrow I & V \rightarrow I \\ IP_Q & \eta_Q & U \rightarrow Q & V \rightarrow Q \\ IP_U & Q \rightarrow U & \eta_U & V \rightarrow U \\ IP_V & Q \rightarrow V & U \rightarrow V & \eta_V \end{bmatrix} \begin{array}{c} \text{Source} \\ \text{Intrinsic} \\ \text{Stokes Vector} \end{array} \begin{bmatrix} I_{sky} \\ Q_{sky} \\ U_{sky} \\ V_{sky} \end{bmatrix}$$

Figure 4. Effect of instrument response (Mueller Matrix) on the source intrinsic polarization. The quantities in the purple box should be calibrated on each target, while the quantities in the orange box should require less frequent calibration. CGI will not measure circular polarization and source-intrinsic circular polarization is expected to be small in most cases.

4.2 Astrometry and Photometry

The high dynamic range and small field of view (FOV) of CGI images pose a significant challenge for both relative and absolute astrometric and photometric calibration. CGI will achieve single-frame flux ratios of 10^{-8} or better; this dynamic range exceeds detector capabilities, and so all science frames will be taken with the primary star occulted by the coronagraph. Without coronagraph masks, the FOVs of the imaging and IFS channels are 4.5” and 1.1” in radius, respectively; with coronagraph masks and corresponding field stops, the FOVs correspond to the detection limit curves shown in Figure 1. There are three primary challenges: determining the location of the star behind the coronagraph mask, flux calibrating coronagraphic images, and determining the plate scale, rotation, and distortion map. The latter requires periodic calibration, while the former two must be done for every science image and sequence.

Many ground-based systems use “satellite spots” for relative astrometric and photometric calibration (i.e.: relative to the host star flux and location). Satellite spots are copies of the primary star PSF, injected at known flux levels and known offsets from the central star. There are two ways to inject satellite spots: pupil plane amplitude modulation (grids on pupil plane optics⁴⁴) or pupil plane phase modulation (sinewaves on deformable mirrors⁴⁵). The former has the advantage of stability, but is also therefore inflexible; the location and amplitude cannot be adjusted. Satellite spots can also suffer from interactions with residual stellar speckles; the four spots in the GPI image in Figure 5 show slightly different morphologies. If deformable mirror sinewaves are used, the amplitude and location of the spots can be adjusted on each target. Furthermore, the phase of the sinewaves can be modulated to average over quasistatic speckle interactions.⁴⁵ SCEXAO uses this approach, and CGI would likely follow suit. One drawback of the sinewave method is that flux calibration relies on precise knowledge of the amplitude of the applied sinewaves; actuator calibration errors that would be removed in a closed-loop operation are not removed in this open-loop operation. DM calibration for CGI is the subject of ongoing efforts; the actuator accuracy will determine CGI’s flux calibration accuracy.

[§]eg: http://www.ukirt.hawaii.edu/instruments/irpol/irpol_stds.html




Figure 5. A coronagraphic image with “satellite spots” (enclosed by blue dashed circles). Satellite spots provide both relative astrometry and photometry in each frame. CGI will inject satellite spots by placing one or more sinewaves on its deformable mirrors.

Absolute photometric calibration of the satellite spots can be achieved in one of two ways: observations of an astrophysical binary system or self-calibration with a series of tiered satellite spots. The former requires a well-calibrated astrophysical point source with projected separation of several tenths of an arcsecond and a flux $\lesssim 100$ times the flux of the satellite spots ($10^{-5} - 10^{-6}$). Such an object is beyond reach of all current visible-light high-contrast instruments, and so this method may be infeasible for CGI. An alternative approach would employ a series of images with satellite spots of varying flux ratios. A detailed CGI calibration plan is under development and will also investigate whether neutral density filters and/or variable detector gains are necessary.

Absolute astrometric calibration requires both an initial calibration, including a distortion map, and periodic checks of plate scale and orientation.^{46,47} The initial calibration will be conducted pre-launch with calibration light sources. In-flight checks of the orientation and separations of the satellite spots could use relatively bright astrophysical calibrators (such as globular cluster fields), as the fluxes of the satellite spots could be significantly increased relative to their fluxes in science frames. The astrometric fields would be calibrated by instruments on well-characterized observatories such as HST and Keck. CGI could also be tied to the WFIRST Wide Field Instrument (WFI); a WFI snapshot taken at each pointing could be used for absolute astrometry, provided that the WFI-to-CGI mapping is calibrated periodically.

5. INTEGRAL FIELD SPECTROGRAPH DATA PROCESSING

The CGI IFS will follow in the footsteps of several high-contrast ground-based IFSs, including OSIRIS,⁴⁸ P1640,⁴⁹ SPHERE,⁵⁰ GPI,⁵¹ and CHARIS.⁵² IFSs optically subdivide the focal plane into spatial pixels (“spaxels”) with mirrors or lenslets before passing the light through a disperser. The resulting array of “microspectra” (one low resolution spectrum per spaxel) are imaged onto the detector. The CGI IFS will use a lenslet array and an $R \sim 50$ prism, with a maximum bandpass of 20%. The current baseline includes two 18% bandpass filters that will span roughly 600–800 nm.

Post-processing is required to reconstruct the 3D data cube (sky x, sky y, and wavelength) from the array of microspectra. The most straightforward approach is boxcar (aperture) extraction; all pixels in the extraction region are given equal weight.^{53,54} A more sophisticated approach, Horne extraction, uses a wavelength-dependent axi-symmetric Gaussian PSF profile^{55¶}. These approaches do not inherently account for wavelength channel

¶Horne originally referred to this as “optimal extraction,” and this terminology is sometimes still used, although this method is not optimal in all cases.

covariance caused by the extended PSF wings.⁵⁶ A further refinement, least squares (χ^2), uses high-fidelity lenslet PSFs to fit the spectrum with a linear combination of tophats of varying intensity and central wavelength, convolved with the lenslet PSFs.⁵⁷ This approach decreases the effects of channel-to-channel covariance and lenslet PSF variance across the FOV. Figure 6 shows a single wavelength channel of CHARIS IFS data, extracted using each of these different techniques: boxcar, Horne, and χ^2 .




Figure 6. Single wavelength channel of CHARIS broadband IFS data, reduced with three different spectral extraction techniques. From left to right: boxcar, Horne, and χ^2 . Image stretch is logarithmic and is the same for all three images.

Wavelength calibration requires knowledge of the detector x/y location and dispersion profile of each micro-spectrum. For both ground-based instruments and CGI, calibration proceeds in two stages.^{57–59} The initial calibration of lenslet locations and dispersion profiles is conducted off-sky/pre-launch with bright lab sources such as arclamps, tunable filters, or lasers. The lenslet arrays may shift globally over the course of operations, and so the global translation and low-order distortion should be checked frequently, with cadence determined by the stability of the instrument. Ground-based instruments have the option to take snapshots of arclamps or other internal sources for this purpose. However, the CGI baseline design does not include an internal light source, and so wavelength calibration must be conducted on-sky; both 1% narrowband observations of reference stars and observations of absorption or emission line targets are under consideration.

6. SUMMARY

The Coronagraph Instrument on the Wide Field Infrared Survey Telescope will demonstrate visible-light high-contrast imaging, polarimetry, and integral field spectroscopy at unprecedented sensitivity. CGI will enable the study of exoplanets and circumstellar disks in reflected visible light, at fluxes as low as 10^{-9} the flux of the primary star. This will be an improvement of roughly three orders of magnitude beyond current ground-based capabilities, and will constitute a shift from primarily near infrared wavelengths to wavelengths as low as 550 nm.

CGI can apply many of the lessons learned from ground-based high-contrast instruments in the areas of wavefront control, observing strategy, calibration, and integral field spectrograph data processing. Continuous control of low-order aberrations with a dedicated LOWFS/C system is needed for optimal sensitivity at small working angles. Sensing of non-common path low order aberrations and of high order aberrations is best achieved with focal plane WFS using science camera images themselves. Successful WFS/C requires precise knowledge of the instrument model and deformable mirror calibration. Spectral and polarimetric differential imaging are not likely to be applicable due to chromatic and polarization-dependent speckle behavior, and so CGI observing strategies will be designed around angular and reference differential imaging. Relative astrometric calibration will use “satellite spots” injected by sinewaves on the deformable mirror; absolute astrometry will then be calibrated against known systems and perhaps against the WFIRST Wide Field Instrument. Relative photometry will also use satellite spots; absolute calibration of the flux of the spots requires precise knowledge of the deformable mirror shape. A combination of on-sky calibrators and instrument models must account for instrumental polarization as well as crosstalk between polarization states and transmission efficiency of each linear

state. Spectral extraction requires both wavelength calibration and data processing techniques that account for covariances between wavelength channels.

ACKNOWLEDGEMENTS

©2018. This research was carried out in part at the Jet Propulsion Laboratory, California Institute of Technology, under a contract with the National Aeronautics and Space Administration; government sponsorship acknowledged.

REFERENCES

- [1] Debes, J. H., Ygouf, M., Choquet, E., Hines, D. C., Perrin, M. D., Golimowski, D. A., Lajoie, C.-P., Mazoyer, J., Pueyo, L., Soummer, R., and van der Marel, R., “WFIRST-AFTA Coronagraphic Operations: Lessons Learned from the Hubble Space Telescope and the James Webb Space Telescope,” *Journal of Astronomical Telescopes, Instruments and Systems* **2**(1), 011010 (2015).
- [2] <https://github.com/nasavbailey/DI-flux-ratio-plot>.
- [3] Cady, E., Baranec, C., Beichman, C., Brenner, D., Burruss, R., Crepp, J., Dekany, R., Hale, D., Hillenbrand, L., Hinkley, S., Ligon, E. R., Lockhart, T., Oppenheimer, B., Parry, I., Pueyo, L., Rice, E., Roberts, L. C., Roberts, J., Shao, M., Sivaramakrishnan, A., Soummer, R., Tang, H., Truong, T., Vasisht, G., Vesceles, F., Wallace, J. K., Zhai, C., and Zimmerman, N., “Electric field conjugation with the project 1640 coronagraph,” in [*Techniques and Instrumentation for Detection of Exoplanets VI*], *Proc. SPIE* **8864**, 88640K (2013).
- [4] N’Diaye, M., Vigan, A., Dohlen, K., Sauvage, J.-F., Caillat, A., Costille, A., Girard, J. H. V., Beuzit, J.-L., Fusco, T., Blanchard, P., Le Merrer, J., Le Mignant, D., Madec, F., Moreaux, G., Mouillet, D., Puget, P., and Zins, G., “Calibration of quasi-static aberrations in exoplanet direct-imaging instruments with a Zernike phase-mask sensor II . Concept validation with ZELDA on VLT / SPHERE,” *Astronomy & Astrophysics* **592**, 79 (2016).
- [5] Singh, G., Lozi, J., Guyon, O., Baudoz, P., Jovanovic, N., Martinache, F., Kudo, T., Serabyn, E., and Kuhn, J., “On-Sky Demonstration of Low-Order Wavefront Sensing and Control with Focal Plane Phase Mask Coronagraphs,” *Publications of the Astronomical Society of the Pacific* **127**, 857–869 (2015).
- [6] Hartung, M., Macintosh, B. A., Langlois, P., Sadakuni, N., Gavel, D., Wallace, J. K., Palmer, D. W., Poyneer, L. A., Savransky, D., Thomas, S. J., Dillon, D., Dunn, J., Hibon, P., Rantakyro, F. T., and Goodsell, S., “On-sky low order non-common path correction of the GPI Calibration Unit,” in [*Adaptive Optics Systems IV*], *Proc. SPIE* **9148**, 91485Q (2014).
- [7] Shi, F., Balasubramanian, K., Hein, R., Lam, R., Moore, D., Moore, J., Patterson, K., Poberezhskiy, I., Shields, J., Sidick, E., Tang, H., Truong, T., Wallace, J. K., Wang, X., and Wilson, D., “Low-order wavefront sensing and control for WFIRST-AFTA coronagraph,” *Journal of Astronomical Telescopes, Instruments, and Systems* **2**(1), 011021 (2016).
- [8] Martinache, F., Guyon, O., Jovanovic, N., Clergeon, C., Singh, G., Kudo, T., Currie, T., Thalmann, C., McElwain, M. W., and Tamura, M., “On-sky Speckle Nulling Demonstration at Small Angular Separation with SCEXAO,” *Publications of the Astronomical Society of the Pacific* **126**(940), 565 (2014).
- [9] Matthews, C. T., Crepp, J. R., Vasisht, G., and Cady, E., “Electric Field Conjugation for Ground Based High-Contrast Imaging: Robustness Study and Tests with the Project 1640 Coronagraph,” *Journal of Astronomical Telescopes, Instruments, and Systems* **3**(4), 045001 (2017).
- [10] Savransky, D., Macintosh, B. A., Thomas, S. J., Poyneer, L. A., Palmer, D. W., De Rosa, R. J., and Hartung, M., “Focal plane wavefront sensing and control for ground-based imaging,” in [*Adaptive Optics Systems III*], *Proc. SPIE* **8447**, 84476S (2012).
- [11] Bottom, M., Femenia, B., Huby, E., Mawet, D., Dekany, R., Milburn, J., and Serabyn, E., “Speckle nulling wavefront control for Palomar and Keck,” in [*Adaptive Optics Systems V*], *Proc. SPIE* **9909**, 990955 (2016).
- [12] Bottom, M., Wallace, J. K., Bartos, R. D., Shelton, J. C., and Serabyn, E., “Speckle suppression and companion detection using coherent differential imaging,” *Monthly Notices of the Royal Astronomical Society* **464**, 2937 (2017).

- [13] Give'on, A., Kern, B. D., and Shaklan, S., "Pair-wise, deformable mirror, image plane-based diversity electric field estimation for high contrast coronagraphy," in [*Techniques and Instrumentation for Detection of Exoplanets V*], *Proc. SPIE* **8151**, 815110 (2011).
- [14] Seo, B.-J., Cady, E. J., Gordon, B., Kern, B. D., Lam, R., Marx, D. S., Moody, D., Muller, R., Patterson, K., Poberezhskiy, I., Mejia Prada, C., Sidick, E., Shi, F., Trauger, J., and Wilson, D., "Hybrid Lyot coronagraph for WFIRST: high-contrast broadband testbed demonstration," in [*Techniques and Instrumentation for Detection of Exoplanets VIII*], *Proc. SPIE* **10400**, 104000F (2017).
- [15] Cady, E. J., Balasubramanian, K., Gersh-Range, J., Kern, B. D., Lam, R., Mejia Prada, C., Moody, D., Patterson, K., Poberezhskiy, I., Riggs, A. J. E., Seo, B.-J., Shi, F., Tang, H., Trauger, J. T., Zhou, H., and Zimmerman, N. T., "Shaped pupil coronagraphy for WFIRST: high-contrast broadband testbed demonstration," in [*Techniques and Instrumentation for Detection of Exoplanets VIII*], *Proc. SPIE* **10400**, 104000E (2017).
- [16] Lafrenière, D., Marois, C., Doyon, R., Nadeau, D., and Artigau, É., "A new algorithm for point-spread function subtraction in high-contrast imaging: a demonstration with angular differential imaging," *The Astrophysical Journal* **660**, 770–780 (may 2007).
- [17] Soummer, R., Ferrari, A., Aime, C., and Jolissaint, L., "Speckle noise and dynamic range in coronagraphic images," *The Astrophysical Journal* **669**, 642–656 (2007).
- [18] Marois, C., Lafrenière, D., Doyon, R., Macintosh, B. A., and Nadeau, D., "Angular differential imaging: a powerful high-contrast imaging technique," *The Astrophysical Journal* **641**, 556–564 (2006).
- [19] Choquet, É., Pueyo, L., Soummer, R., Perrin, M. D., Hagan, J. B., Gofas-Salas, E., Rajan, A., and Aguilar, J., "Archival Legacy Investigations of Circumstellar Environments (ALICE): Statistical assessment of point source detections," in [*Techniques and Instrumentation for Detection of Exoplanets VII*], *Proc. SPIE* **9605**, 96051P (2015).
- [20] Xuan, W. J., Mawet, D., Ngo, H., Ruane, G., Bailey, V. P., Choquet, É., Absil, O., Alvarez, C., Bryan, M., Cook, T., Castellá, B. F., Gonzalez, C. G., Huby, E., Knutson, H. A., Matthews, K., Ragland, S., Serabyn, E., and Zawol, Z., "Characterizing the Performance of the NIRC2 Vortex Coronagraph at W. M. Keck Observatory," *The Astronomical Journal* **156**(4), 156 (2018).
- [21] Mawet, D., Serabyn, E., Stapelfeldt, K., and Crepp, J., "Imaging the debris disk of HD 32297 with a phase-mask coronagraph at high Strehl ratio," *Astrophysical Journal* **702**, 2007–2010 (2009).
- [22] Rameau, J., Chauvin, G., Lagrange, A.-M., Thébault, P., Milli, J., Girard, J. H., and Bonnefoy, M., "High-contrast imaging of the close environment of HD142527," *Astronomy & Astrophysics* **546**, A24 (2012).
- [23] Racine, R., Walker, G. A. H., Nadeau, D., Doyon, R., and Marois, C., "Speckle Noise and the Detection of Faint Companions," *Publications of the Astronomical Society of the Pacific* **111**(759), 587–594 (1999).
- [24] Marois, C., Doyon, R., Racine, R., and Nadeau, D., "Efficient Speckle Noise Attenuation in Faint Companion Imaging," *Publications of the Astronomical Society of the Pacific* **112**, 91–96 (2000).
- [25] Artigau, É., Biller, B. A., Wahhaj, Z., Hartung, M., Hayward, T. L., Close, L. M., Chun, M. R., Liu, M. C., Trancho, G., Rigaut, F., Toomey, D. W., and Ftaclas, C., "NICI: combining coronagraphy, ADI, and SDI," in [*Ground-based and Airborne Instrumentation for Astronomy II*], *Proc. SPIE* **7014**, 70141Z (2008).
- [26] Dohlen, K., Langlois, M., Saisse, M., Hill, L., Origne, A., Jacquet, M., Fabron, C., Blanc, J. C., Llored, M., Carle, M., Moutou, C., Vigan, A., Boccaletti, A., Carbillet, M., Mouillet, D., and Beuzit, J. L., "The infra red dual imaging and spectrograph for SPHERE: design and performance," in [*Ground-Based and Airborne Instrumentation for Astronomy II*], *Proc. SPIE* **7014**, 70143L (2008).
- [27] Close, L. M., Males, J. R., Follette, K. B., Hinz, P., Morzinski, K. M., Wu, Y.-L., Kopon, D., Riccardi, A., Esposito, S., Puglisi, A., Pinna, E., Xompero, M., Briguglio, R., and Quiros-Pacheco, F., "Into the Blue: AO Science with MagAO in the Visible," in [*Adaptive Optics Systems IV*], *Proc. SPIE* **9148**, 91481M (2014).
- [28] Sparks, W. B. and Ford, H. C., "Imaging Spectroscopy for Extrasolar Planet Detection," *The Astrophysical Journal* **578**, 543–564 (2002).

- [29] Ruffio, J.-B., Macintosh, B., Wang, J. J., Pueyo, L., Nielsen, E. L., De Rosa, R. J., Czekala, I., Marley, M. S., Arriaga, P., Bailey, V. P., Barman, T., Bulger, J., Chilcote, J., Cotten, T., Doyon, R., Duchêne, G., Fitzgerald, M. P., Follette, K. B., Gerard, B. L., Goodsell, S. J., Graham, J. R., Greenbaum, A. Z., Hibon, P., Hung, L.-W., Ingraham, P., Kalas, P., Konopacky, Q., Larkin, J. E., Maire, J., Marchis, F., Marois, C., Metchev, S., Millar-Blanchaer, M. A., Morzinski, K. M., Oppenheimer, R., Palmer, D., Patience, J., Perrin, M., Poyneer, L., Rajan, A., Rameau, J., Rantakyö, F. T., Savransky, D., Schneider, A. C., Sivaramakrishnan, A., Song, I., Soummer, R., Thomas, S., Wallace, J. K., Ward-Duong, K., Wiktorowicz, S., and Wolff, S., “Improving and Assessing Planet Sensitivity of the GPI Exoplanet Survey with a Forward Model Matched Filter,” *The Astrophysical Journal* **842**, 14 (2017).
- [30] Langlois, M., Dohlen, K., Vigan, A., Zurlo, A., Moutou, C., Schmid, H. M., Mili, J., Beuzit, J.-L., Boccaletti, A., Carle, M., Costille, A., Dorn, R., Gluck, L., Hubin, N., Feldt, M., Kasper, M., Lizon, L., Madec, F., Le Mignant, D., Mouillet, D., Puget, J.-P., Sauvage, J.-F., and Wildi, F., “High contrast polarimetry in the infrared with sphere on the vlt,” in [*Ground-based and Airborne Instrumentation for Astronomy V*], *Proceedings of SPIE* **9147**, 91471R (2014).
- [31] Perrin, M. D., Duchene, G., Millar-Blanchaer, M., Fitzgerald, M. P., Graham, J. R., Wiktorowicz, S. J., Kalas, P. G., Macintosh, B. A., Bauman, B., Cardwell, A., Chilcote, J., De Rosa, R. J., Dillon, D., Doyon, R., Dunn, J., Erikson, D., Gavel, D., Goodsell, S., Hartung, M., Hibon, P., Ingraham, P., Kerley, D., Konapacky, Q., Larkin, J. E., Maire, J., Marchis, F., Marois, C., Mittal, T., Morzinski, K. M., Oppenheimer, B. R., Palmer, D. W., Patience, J., Poyneer, L. A., Pueyo, L. A., Rantakyö, F. T., Sadakuni, N., Saddlemyer, L., Savransky, D., Soummer, R., Sivaramakrishnan, A., Song, I., Thomas, S. J., Wallace, J. K., Wang, J. J., and Wolff, S. G., “Polarimetry with the Gemini Planet Imager: Methods, Performance at first light, and the circumstellar ring around HR 4796A,” *The Astrophysical Journal* **799**(2), 182 (2015).
- [32] Garufi, A., Benisty, M., Stolker, T., Avenhaus, H., de Boer, J. ., Pohl, A., Quanz, S. P., Dominik, C., Ginski, C., Thalmann, C., van Boekel, R., Boccaletti, A., Henning, T., Janson, M., Salter, G., Schmid, H. M., Sissa, E., Langlois, M., Beuzit, J.-L., Chauvin, G., Mouillet, D., Augereau, J.-C., Bazzon, A., Biller, B., Bonnefoy, M., Buenzli, E., Cheetham, A., Daemgen, S., Desidera, S., Engler, N., Feldt, M., Girard, J., Gratton, R., Hagelberg, J., Keller, C., Keppler, M., Kenworthy, M., Kral, Q., Lopez, B., Maire, A.-L., Menard, F., Mesa, D., Messina, S., Meyer, M. R., Milli, J., Min, M., Muller, A., Olofsson, J., Pawellek, N., Pinte, C., Szulagyi, J., Vigan, A., Wahhaj, Z., Waters, R., and Zurlo, A., “Three Years of SPHERE: The Latest View of the Morphology and Evolution of Protoplanetary Discs,” *The Messenger* **169**, 32–37 (Sept. 2017).
- [33] Breckinridge, J. B., Lam, W. S. T., and Chipman, R. A., “Polarization Aberrations in Astronomical Telescopes: The Point Spread Function,” *Publications of the Astronomical Society of the Pacific* **127**, 445–468 (2015).
- [34] Krist, J., Nemati, B., and Mennesson, B., “Numerical modeling of the proposed WFIRST-AFTA coronagraphs and their predicted performances,” *Journal of Astronomical Telescopes, Instruments, and Systems* **2**(1), 011003 (2016).
- [35] Krist, J., Effinger, R., Kern, B., Mandic, M., McGuire, J., Moody, D., Morrissey, P., Poberezhskiy, I., Riggs, A. J., Saini, N., Sidick, E., Tang, H., and Trauger, J., “WFIRST coronagraph flight performance modeling,” in [*Space Telescopes and Instrumentation 2018: Optical, Infrared, and Millimeter Wave*], *Proc. SPIE* **10698**, 106982K (2018).
- [36] Rizzo, M. J., Zimmerman, N. T., Groff, T. D., Krist, J., Riggs, A. J. E., Gong, Q., Mandell, A. M., Saxena, P., McElwain, M. W., and Roberge, A., “WFIRST CGI integral field spectrograph performance and post-processing in the OS6 observing scenario,” in [*Space Telescopes and Instrumentation 2018: Optical, Infrared, and Millimeter Wave*], *Proc. SPIE* **10698**, 106986U (2018).
- [37] Zhou, H., Krist, J., Cady, E., and Poberezhskiy, I., “High accuracy coronagraph flight WFC model for WFIRST-CGI raw contrast sensitivity analysis,” in [*Space Telescopes and Instrumentation 2018: Optical, Infrared, and Millimeter Wave*], *Proc. SPIE* **10698**, 106982M (2018).
- [38] Millar-Blanchaer, M. A., Perrin, M. D., Hung, L.-W., Fitzgerald, M. P., Wang, J. J., Chilcote, J., Graham, J. R., Bruzzone, S., and Kalas, P. G., “Gemini Planet Imager Observational Calibrations XIV: Polarimetric Contrasts and New Data Reduction Techniques,” in [*Ground-based and Airborne Instrumentation for Astronomy VI*], *Proc. SPIE* **9908**, 990836 (2016).

- [39] van Holstein, R. G., Snik, F., Girard, J. H., de Boer, J., Ginski, C., Keller, C. U., Stam, D. M., Beuzit, J.-L., Mouillet, D., Kasper, M., Langlois, M., Zurlo, A., de Kok, R. J., and Vigan, A., “Combining angular differential imaging and accurate polarimetry with SPHERE/IRDIS to characterize young giant exoplanets,” in [*Techniques and Instrumentation for Detection of Exoplanets VIII*], *Proc. SPIE* **10400**, 1040015 (2017).
- [40] Murakawa, K., Suto, H., Tamura, M., Kaifu, N., Takami, H., Takato, N., Oya, S., Hayano, Y., Gaessler, W., and Kamata, Y., “Ciao: Coronagraphic imager with adaptive optics on the Subaru telescope,” *Publications of the Astronomical Society of Japan* **56**(3), 509–519 (2004).
- [41] Krist, J. E., Riggs, A. J., McGuire, J., Tang, H., Amiri, N., Gutt, G., Marchen, L., Marx, D., Nemati, B., Saini, N., Sidick, E., and Zhou, H., “WFIRST coronagraph optical modeling,” in [*Techniques and Instrumentation for Detection of Exoplanets VIII*], *Proc. SPIE* **10400**, 41040004 (2017).
- [42] Schmid, H. M., Bazzon, A., Roelfsema, R., Mouillet, D., Milli, J., Menard, F., Gisler, D., Hunziker, S., Pragt, J., Dominik, C., Boccaletti, A., Ginski, C., Abe, L., Antonucci, S., Avenhaus, H., Baruffolo, A., Baudoz, P., Beuzit, J. L., Carbillot, M., Chauvin, G., Claudi, R., Costille, A., Daban, J.-B., de Haan, M., Desidera, S., Dohlen, K., Downing, M., Elswijk, E., Engler, N., Feldt, M., Fusco, T., Girard, J. H., Gratton, R., Hanenburg, H., Henning, T., Hubin, N., Joos, F., Kasper, M., Keller, C. U., Langlois, M., Lagarde, E., Martinez, P., Mulder, E., Pavlov, A., Podio, L., Puget, P., Quanz, S. P., Rigal, F., Salasnich, B., Sauvage, J.-F., Schuil, M., Siebenmorgen, R., Sissa, E., Snik, F., Suarez, M., Thalmann, C., Turatto, M., Udry, S., van Duin, A., van Holstein, R. G., Vigan, A., and Wildi, F., “SPHERE/ZIMPOL high resolution polarimetric imager. I. System overview, PSF parameters, coronagraphy, and polarimetry,” *Astronomy and Astrophysics* **619**, A9 (2018).
- [43] van Holstein, R. G. (in prep).
- [44] Sivaramakrishnan, A., Soummer, R., Oppenheimer, B. R., Carr, G. L., Mey, J. L., Brenner, D., Mandeville, C. W., Zimmerman, N., Macintosh, B. A., Graham, J. R., Saddlemyer, L., Bauman, B., Carlotti, A., Pueyo, L., Tuthill, P. G., Dorrer, C., Roberts, R., and Greenbaum, A., “Gemini Planet Imager coronagraph testbed results,” in [*Ground-based and Airborne Instrumentation for Astronomy III*], *Proc. SPIE* **7735**, 773586 (2010).
- [45] Jovanovic, N., Guyon, O., Martinache, F., Pathak, P., Hagelberg, J., and Kudo, T., “Artificial incoherent speckles enable precision astrometry and photometry in high-contrast imaging,” *Astrophysical Journal Letters* **813**(2), L24 (2015).
- [46] Maire, A.-L., Langlois, M., Dohlen, K., Lagrange, A.-M., Gratton, R., Chauvin, G., Desidera, S., Girard, J. H., Milli, J., Vigan, A., Zins, G., Delorme, P., Beuzit, J.-L., Claudi, R. U., Feldt, M., Mouillet, D., Puget, P., Turatto, M., and Wildi, F., “SPHERE IRDIS and IFS astrometric strategy and calibration,” in [*Proc. SPIE, Ground-based and Airborne Instrumentation for Astronomy VI*], **9908**, 990834 (2016).
- [47] Wang, J. J., Graham, J. R., Pueyo, L., Kalas, P., Millar-Blanchaer, M. A., Ruffio, J.-B., De Rosa, R. J., Ammons, S. M., Arriaga, P., Bailey, V. P., Barman, T. S., Bulger, J., Burrows, A. S., Cardwell, A., Chen, C. H., Chilcote, J. K., Cotten, T., Fitzgerald, M. P., Follette, K. B., Doyon, R., Duchêne, G., Greenbaum, A. Z., Hibon, P., Hung, L.-W., Ingraham, P., Konopacky, Q. M., Larkin, J. E., Macintosh, B., Maire, J., Marchis, F., Marley, M. S., Marois, C., Metchev, S., Nielsen, E. L., Oppenheimer, R., Palmer, D. W., Patel, R., Patience, J., Perrin, M. D., Poyneer, L. A., Rajan, A., Rameau, J., Rantakyro, F. T., Savransky, D., Sivaramakrishnan, A., Song, I., Soummer, R., Thomas, S., Vasisht, G., Vega, D., Wallace, J. K., Ward-Duong, K., Wiktorowicz, S. J., and Wolff, S. G., “The Orbit and Transit Prospects for β Pictoris b Constrained with One Milliarcsecond Astrometry,” *The Astronomical Journal* **152**, 97 (Oct. 2016).
- [48] Larkin, J., Barczys, M., Krabbe, A., Adkins, S., Aliado, T., Amico, P., Brims, G., Campbell, R., Canfield, J., Gasaway, T., Honey, A., Iserlohe, C., Johnson, C., Kress, E., LaFreniere, D., Magnone, K., Magnone, N., McElwain, M., Moon, J., Quirrenbach, A., Skulason, G., Song, I., Spencer, M., Weiss, J., and Wright, S., “OSIRIS: A diffraction limited integral field spectrograph for Keck,” in [*Ground-based and Airborne Instrumentation for Astronomy*], *Proc. SPIE* **6269**, 62691A (2006).
- [49] Hinkley, S., Oppenheimer, B. R., Zimmerman, N., Brenner, D., Parry, I. R., Crepp, J. R., Vasisht, G., Ligon, E., King, D., Soummer, R., Sivaramakrishnan, A., Beichman, C., Shao, M., Roberts, Jr., L. C., Bouchez, A., Dekany, R., Pueyo, L., Roberts, J. E., Lockhart, T., Zhai, C., Shelton, C., and Burruss, R., “A New High Contrast Imaging Program at Palomar Observatory,” *Proceedings of the Astronomical Society of the Pacific* **123**, 74 (2011).

- [50] Claudi, R. U., Turatto, M., Gratton, R. G., Antichi, J., Bonavita, M., Bruno, P., Cascone, E., De Caprio, V., Desidera, S., Giro, E., Mesa, D., Scuderi, S., Dohlen, K., Beuzit, J. L., and Puget, P., “SPHERE IFS: the spectro differential imager of the VLT for exoplanets search,” in [*Ground-based and Airborne Instrumentation for Astronomy II*], *Proc. SPIE* **7014**, 70143E (July 2008).
- [51] Larkin, J. E., Chilcote, J. K., Aliado, T., Bauman, B. J., Brims, G., Canfield, J. M., Cardwell, A., Dillon, D., Doyon, R., Dunn, J., Fitzgerald, M. P., Graham, J. R., Goodsell, S., Hartung, M., Hibon, P., Ingraham, P., Johnson, C. a., Kress, E., Konopacky, Q. M., Macintosh, B. a., Magnone, K. G., Maire, J., McLean, I. S., Palmer, D. W., Perrin, M. D., Quiroz, C., Rantakyro, F. T., Sadakuni, N., Saddlemyer, L., Serio, A., Thibault, S., Thomas, S. J., Vallee, P., and Weiss, J. L., “The integral field spectrograph for the Gemini planet imager,” in [*Ground-based and Airborne Instrumentation for Astronomy V*], Ramsay, S. K., McLean, I. S., and Takami, H., eds., *Proc. SPIE* **9147**, 91471K (2014).
- [52] Peters, M. A., Groff, T., Kasdin, N. J., McElwain, M. W., Galvin, M., Carr, M. A., Lupton, R., Gunn, J. E., Knapp, G., Gong, Q., Carlotti, A., Brandt, T., Janson, M., Guyon, O., Martinache, F., Hayashi, M., and Takato, N., “Conceptual Design of the Coronagraphic High Angular Resolution Imaging Spectrograph (CHARIS) for the Subaru Telescope,” in [*Ground-based and Airborne Instrumentation for Astronomy IV*], *Proc. SPIE* **8446**, 84467U (2012).
- [53] Mesa, D., Gratton, R., Zurlo, A., Vigan, A., Claudi, R. U., Alberi, M., Antichi, J., Baruffolo, A., Beuzit, J.-L., Boccaletti, A., Bonnefoy, M., Costille, A., Desidera, S., Dohlen, K., Fantinel, D., Feldt, M., Fusco, T., Giro, E., Henning, T., Kasper, M., Langlois, M., Maire, A.-L., Martinez, P., Moeller-Nilsson, O., Mouillet, D., Moutou, C., Pavlov, A., Puget, P., Salasnich, B., Sauvage, J.-F., Sissa, E., Turatto, M., Udry, S., Vakili, F., Waters, R., and Wildi, F., “Performance of the VLT Planet Finder SPHERE. II. Data analysis and results for IFS in laboratory,” *Astronomy and Astrophysics* **576**, A121 (Apr. 2015).
- [54] Wang, J. J., Perrin, M. D., Savransky, D., Arriaga, P., Chilcote, J. K., De Rosa, R. J., Millar-Blanchaer, M. A., Marois, C., Rameau, J., Wolff, S. G., Shapiro, J., Ruffio, J.-B., Graham, J. R., and Macintosh, B., “The automated data processing architecture for the GPI Exoplanet Survey,” in [*Techniques and Instrumentation for Detection of Exoplanets VIII*], *Proc. SPIE* **10400**, 1040026 (Sept. 2017).
- [55] Horne, K., “An Optimal Extraction Algorithm for CCD Spectroscopy,” *Publications of the Astronomical Society of the Pacific* **98**(June), 609–617 (1986).
- [56] Greco, J. P. and Brandt, T. D., “The Measurement, Treatment, and Impact of Spectral Covariance and Bayesian Priors in Integral-Field Spectroscopy of Exoplanets,” *The Astrophysical Journal* **833**, 134 (2016).
- [57] Brandt, T. D., Rizzo, M., Groff, T., Chilcote, J., Greco, J. P., Kasdin, N. J., Limbach, M. A., Galvin, M., Loomis, C., Knapp, G., McElwain, M. W., Jovanovic, N., Currie, T., Mede, K., Tamura, M., Takato, N., and Hayashi, M., “Data Reduction Pipeline for the CHARIS Integral-Field Spectrograph,” *Journal of Astronomical Telescopes, Instruments, and Systems* **3**(4), 048002 (2017).
- [58] Wolff, S. G., Ward-Duong, K., Zalesky, J., Greenbaum, A. Z., Perrin, M. D., and Graham, J., “Gemini planet imager observational calibration XIII: wavelength calibration improvements, stability, and nonlinearity,” in [*Ground-based and Airborne Instrumentation for Astronomy VI*], *Proc. SPIE* **9908**, 990838 (2016).
- [59] Zimmerman, N., Brenner, D., Oppenheimer, B. R., Parry, I. R., Hinkley, S., Hunt, S., and Roberts, R., “A Data Cube Extraction Pipeline for a Coronagraphic Integral Field Spectrograph,” *Publications of the Astronomical Society of the Pacific* **123**(904), 746–763 (2011).