



HAL
open science

Local Nash Equilibrium in Social Networks

Yichao Zhang, M. Aziz-Alaoui, Cyrille Bertelle, Jihong Guan

► **To cite this version:**

Yichao Zhang, M. Aziz-Alaoui, Cyrille Bertelle, Jihong Guan. Local Nash Equilibrium in Social Networks. *Scientific Reports*, 2015, 4 (1), 10.1038/srep06224 . hal-02116508

HAL Id: hal-02116508

<https://hal.science/hal-02116508>

Submitted on 16 Feb 2024

HAL is a multi-disciplinary open access archive for the deposit and dissemination of scientific research documents, whether they are published or not. The documents may come from teaching and research institutions in France or abroad, or from public or private research centers.

L'archive ouverte pluridisciplinaire **HAL**, est destinée au dépôt et à la diffusion de documents scientifiques de niveau recherche, publiés ou non, émanant des établissements d'enseignement et de recherche français ou étrangers, des laboratoires publics ou privés.



OPEN

Local Nash Equilibrium in Social Networks

SUBJECT AREAS:
EVOLUTIONARY THEORY
STATISTICSYichao Zhang^{1,2}, M. A. Aziz-Alaoui¹, Cyrille Bertelle³ & Jihong Guan²Received
9 January 2014Accepted
5 March 2014Published
29 August 2014Correspondence and
requests for materials
should be addressed to
J.H.G. (jhguan@tongji.
edu.cn)

¹Normandie Univ, France; ULH, LMAH, F-76600 Le Havre; FR-CNRS-3335, ISCN, 25 rue Ph. Lebon, 76600 Le Havre, France, ²Department of Computer Science and Technology, Tongji University, 4800 Cao'an Road, Shanghai 201804, China, ³Normandie Univ, France; ULH, LITIS, F-76600 Le Havre; FR-CNRS-3638, ISCN, 25 rue Ph. Lebon, 76600 Le Havre, France

Nash equilibrium is widely present in various social disputes. As of now, in structured static populations, such as social networks, regular, and random graphs, the discussions on Nash equilibrium are quite limited. In a relatively stable static gaming network, a rational individual has to comprehensively consider all his/her opponents' strategies before they adopt a unified strategy. In this scenario, a new strategy equilibrium emerges in the system. We define this equilibrium as a local Nash equilibrium. In this paper, we present an explicit definition of the local Nash equilibrium for the two-strategy games in structured populations. Based on the definition, we investigate the condition that a system reaches the evolutionary stable state when the individuals play the Prisoner's dilemma and snow-drift game. The local Nash equilibrium provides a way to judge whether a gaming structured population reaches the evolutionary stable state on one hand. On the other hand, it can be used to predict whether cooperators can survive in a system long before the system reaches its evolutionary stable state for the Prisoner's dilemma game. Our work therefore provides a theoretical framework for understanding the evolutionary stable state in the gaming populations with static structures.

In the past half century, the concept of Nash equilibrium is widely accepted and applied to analyze the possible outcomes in game theory if several strategists are making decisions at the same time. Their applications on arms races¹, currency crises, environmental regulations², auctions, even football matches³ are well known. In the evolutionary game theory^{4–6}, Nash equilibrium^{5–7} actually is a stable mixed strategy. The mixed strategy represents a distribution of pure strategies in the evolutionary stable state. Indeed, this class of Nash equilibrium is composed of all the individuals. Instead, in the classical two-person two-strategy games, Nash equilibrium is only composed of two individuals. The Nash equilibrium is interpreted as that once two individuals are in this equilibrium, they can not gain more payoff by adjusting their own pure strategy unilaterally.

In a structured population as social networks, individuals don't normally interact with strangers. Their opponents are relatively stable, which are called neighbors in complex networks^{8–11}. In this scenario, a new strategy equilibrium emerges in the system, which unevenly exists in two connected individuals with other neighbors. We define this class of strategy equilibrium as a local Nash equilibrium. In this paper, we present an explicit definition of the local Nash equilibrium in networks for the two-strategy games^{12–16}. We investigate the condition that a system reaches the evolutionary stable state. For the Prisoner's dilemma game (PDG)^{17–23} and snow-drift game (SG)^{4,5,24,25}, we will show that the Local Nash equilibrium is a typical feature of the cooperative structured populations.

In a structured population, the equilibrium between two strategies is actually composed of the two strategists and all their other neighbors. The change on the strategy equilibrium leads to a completely different evolutionary stable state⁴. This evolutionary stable state is composed of a set of strategies with different frequencies. The frequencies of the strategies in this state must be statistically stable. In the evolutionary stable state of the games with cooperators and defectors, the frequency of cooperators in the structured populations has attracted a lot of attention^{12,13,24,26–28}. Researchers are interested in how the cooperators can survive in a circumstance with a large temptation to defect. To clarify this point, one has to understand the generation of the evolutionary stable state at first.

In the evolutionary game theory, previous studies discussed the evolutionary stable state in the unstructured populations from a replicator dynamics perspective^{6,29–31}. In the structured populations, for example, spatial^{24,26} and social^{12,13,27,28} networks, because of the difficulty of formulating the replicator dynamics, the discussions are relatively restricted. In the structured populations except the fully connected population, the folk theorem of evolutionary game theory does not stand⁶, since the strategy equilibrium only exists locally. To get the evolutionary stable state, there is no need to get all the connected individuals in the local Nash equilibrium. A certain



number of the local Nash equilibrium suffice to lead the system into the stable state, since balancing the gap of payoffs between different strategies is not so difficult in the structured populations. In what follows, we will discuss what the local Nash equilibrium in structured populations is. We will present extensive numerical evidences that it is a typical feature of cooperative populations.

Local Nash equilibrium

In a structured population, such as the spatial networks^{24,26}, random graphs (network)³², Watts and Strogatz small-world networks (WS)³², and Barabási and Albert scale-free networks (BA)³³, an individual normally plays with its nearest neighbors in one round. The links among them are relatively stable in the whole evolution process. In one round, a game is played by every pair of individuals connected by a link. For an individual i , it plays with k_i neighbors, where $k_i = \sum_j A_{ij}$ denotes i 's degree or connectivity. A_{ij} is an entry of the adjacency matrix of the network, taking values $A_{ij} = 1$ ($i = 1, 2, \dots, N$) whenever node i and j are connected and $A_{ij} = 0$ otherwise.

In a two-strategy evolutionary game, we define i 's strategy as

$$\Omega_i(n) = \begin{pmatrix} X_i(n) \\ 1 - X_i(n) \end{pmatrix}. \quad (1)$$

$X_i(n)$ can only take 1 or 0 at the n_{th} round. For $X_i(n) = 1$, i is a cooperator denoted by C . For $X_i(n) = 0$, i is a defector denoted by D .

For i 's local gaming environment, we define i 's local frequency of C at the n_{th} round as

$$W_i(n) = \frac{\sum_j A_{ij} \Omega_j^T(n) \begin{pmatrix} 1 \\ 0 \end{pmatrix}}{k_i}. \quad (2)$$

In this scenario, keeping i 's neighbors' strategies unchanged is equivalent to keeping $W_i(n)$ unchanged. For the global gaming environment, we define the global frequency of C at the n_{th} round as

$$\beta(n) = \frac{\sum_i \Omega_i^T(n) \begin{pmatrix} 1 \\ 0 \end{pmatrix}}{N}. \quad (3)$$

where N denotes the size of network. We take the PDG^{4,5} for example. As a heuristic framework, the PDG describes a commonly identified paradigm in many real-world situations. It has been widely studied as a standard model for the confrontation between cooperative and selfish behaviors. The selfish behavior here is manifested by a defective strategy, aspiring to obtain the greatest benefit from the interaction with others. This PDG game model considers two prisoners who are placed in separate cells. Each prisoner must decide to confess (defect) or keep silence (cooperate). A prisoner may receive one of the following four different payoffs depending on both its own strategy and the other prisoner's strategy. It gains T (temptation to defect) for defecting a cooperator, R (reward for mutual cooperation) for cooperating with a cooperator, P (punishment for mutual defection) for defecting a defector, and S (sucker's payoff) for cooperating with a defector. Normally, the four payoff values follow the following inequalities: $T > R > P \geq S$ and $2R > T + S$. Here, $2R > T + S$ makes mutual cooperation the best outcome from the prospective of the interest of these two-person group.

In the PDG, the payoff table is a 2×2 matrix. Considering equation (1), i 's payoff at the n_{th} round reads as

$$G_i(n) = \Omega_i^T(n) \begin{pmatrix} R & S \\ T & P \end{pmatrix} \sum_j A_{ij} \Omega_j(n). \quad (4)$$

Given equation (2), $\sum_j A_{ij} \Omega_j(n)$ can be rewritten as

$$\sum_j A_{ij} \Omega_j(n) = k_i \left(\begin{pmatrix} 1 \\ 0 \end{pmatrix} W_i(n) + \begin{pmatrix} 0 \\ 1 \end{pmatrix} (1 - W_i(n)) \right). \quad (5)$$

Insert equation (1) and equation (5) into equation (4), we have

$$G_i(n) = k_i (\Delta_i(n) X_i(n) + T W_i(n) + P(1 - W_i(n))), \quad (6)$$

where k_i denotes the individual i 's degree or connectivity. $\Delta_i(n) = S - P + (R - T + P - S) W_i(n)$, where $W_i(n)$ denotes i 's local frequency of C at the n_{th} round.

The maximum of $G_i(n)$ can be obtained by the best strategy, which is denoted by

$$X_{i,max}(n) = \begin{cases} 1 & \text{for } \Delta_i(n) > 0 \\ 1 \text{ or } 0 & \text{for } \Delta_i(n) = 0. \\ 0 & \text{for } \Delta_i(n) < 0 \end{cases}. \quad (7)$$

If two connected individuals i and j choose $X_{i,max}(n)$ and $X_{j,max}(n)$ as their strategies at the n_{th} round, respectively, the individual i and j are in a special situation, which is defined as the local Nash Equilibrium. We call these two individuals "Nash pair". If all the individuals in the system are in the local Nash Equilibrium, we define that these individuals are in a global Nash Equilibrium. If $\Delta_i(n) = 0$ or $\Delta_j(n) = 0$, this local equilibrium is classified as a weak local Nash equilibrium. Otherwise, it is classified as a strict local Nash equilibrium. Note that the local Nash equilibrium defined here is not a mixed strategy but a pure strategy's local combination. The mixed strategy, instead, represents the distribution of pure strategies in the population.

Notably, not only two D players can form a Nash pair, C and D or two C can also form a Nash pair under a proper condition. Five typical examples are shown in Fig. 1. In this scenario, we define

$$\alpha = \frac{N_\omega}{E}, \quad (8)$$

where N_ω denotes the number of the Nash pairs in a network and E denotes the number of edges in the network. In another word, α represents the fraction of Nash pairs in the connected individuals. When $k_i = k_j = 1$, the local Nash equilibrium is equal to Nash equilibrium in the classical game theory. In the following, we will show that α can be considered as a tool to judge whether the evolutionary system is in an evolutionary stable state.

Results

In the well-mixed population, everybody interacts with everybody else with an identical probability. The system reaches the evolutionary stable state when all the defectors are in Nash equilibrium, in which no cooperators can survive^{5,31}. But, real populations are not well mixed. Some have an explicit social^{12,13,27,28} or spatial properties^{24,26}. In these populations, a large number of previous studies^{12,13,24,26-28} concentrated on explaining why the cooperators can survive in the evolutionary stable state. For a population with a fixed topological structure and updating rule, various cooperative patterns are generated by different initial conditions and randomness. When the updating rule is deterministic, the system is rather sensitive to the initial condition, which can thus be regarded as a topological chaos²⁶ in a sense. In the evolution process, β , the frequency of cooperators in the network, fluctuates dramatically. In terms of β , one can hardly predict whether it will decay to 0 before the system is stable. The evolutions of β in different systems exhibit different pictures. However, these systems have one feature associated with α in common.

Global and local Nash equilibrium. In the structured population, α keeps evolving with time. If α grows with time, the system is approaching the global Nash equilibrium. If α reaches 1, the system reaches the global Nash equilibrium, where all the defectors

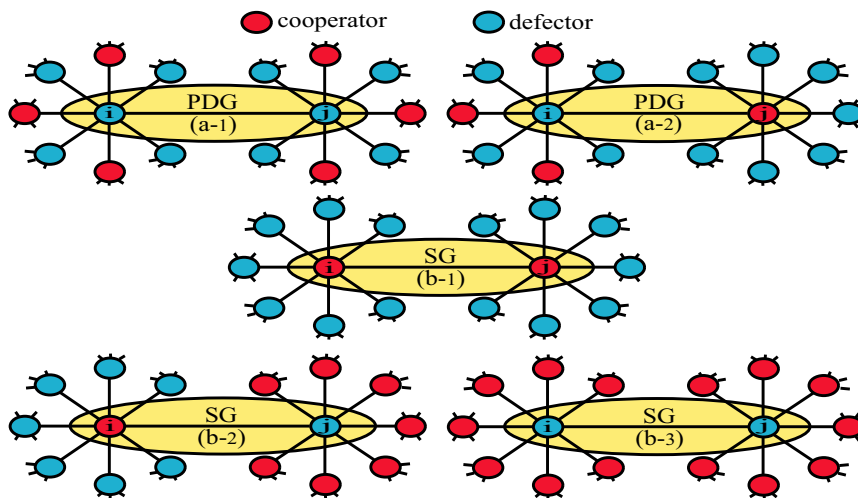


Figure 1 | Illustrations of Nash pairs for the PDG and SG. The two individuals in the yellow eclipses form a Nash pair. For the PDG, the sequence of payoffs follows $T > R > P \geq S$. (a-1) shows a defector-defector Nash pair, where $\Delta_i(n) = \Delta_j(n) < 0$; (a-2) shows a defector-cooperator Nash pair, where $\Delta_i(n) < 0$ and $\Delta_j(n) = 0$; For the SG, the sequence of payoff changes to $T > R > S \geq P$. (b-1) shows a cooperator-cooperator Nash pair, where $\Delta_i(n) = \Delta_j(n) > 0$ for $S - P > 7(T - R)$. (b-2) shows a cooperator-defector Nash pair, where $\Delta_i(n) \geq 0$ and $\Delta_j(n) < 0$. (b-3) shows a defector-defector Nash pair, where $\Delta_i(n) = \Delta_j(n) < 0$ for $S - P < 7(T - R)$.

are in Nash pairs. In this scenario, no cooperators can survive. If α decays with time, the payoff of the individuals with $X_{max}(n)$ grows, since the restriction from their neighbors with $X_{max}(n)$ decays. The system reaches its evolutionary stable state until their payoffs are close to their neighbors' payoffs.

To further understand the evolution process of the gaming system, we trace the evolution process of the Nash pairs in the PDG. Interestingly, once α decays with time, the cooperators can always survive in the evolutionary stable state. The system gets relatively stable when α reaches its minimum. One can find that $\Delta(n) \leq 0$ in equation (7), since $T > R > P \geq S$. This ranking of the game parameters indicates that the Nash pairs in the PDG is either a defector-defector pair or a defector-cooperator pair. As mentioned above, the formation of the defector-defector Nash pair limits the payoff of these defectors. Thus these defector-defector

Nash pairs become a breakthrough of their cooperative neighbors. This is why we can predict the existence of cooperators in the evolutionary stable state by the fraction of Nash pairs, since the number of defectors normally decays with time when the Nash pairs are invaded.

Clearly, this way can hardly be generalized to other games. For instance, there is no direct connection between the number of defectors and α in the snow-drift game (also known as the hawk-dove or chicken game)^{4,5,24,25}, thus one can not predict the existence of cooperator by α any more. However, one can still identify the evolutionary stable state by α .

Numerical experiments. To confirm our conclusion above, we test two typical updating rules on two classes of typical social networks. The first updating rule is proposed by Nowak and May²⁶, while the

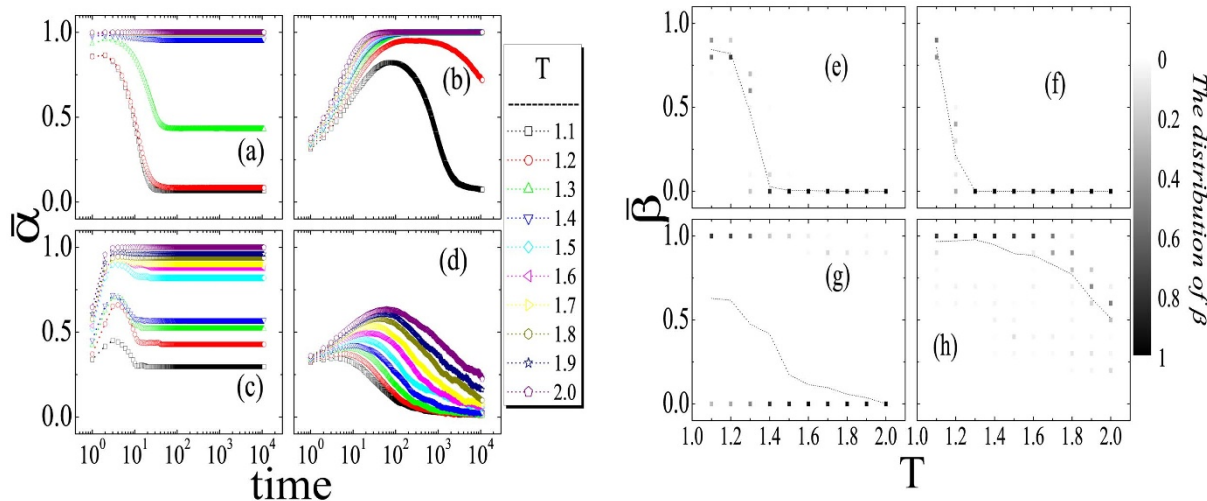


Figure 2 | The evolution of $\bar{\alpha}$ and $\bar{\beta}$ for the PDG in social networks. We measure the evolution of α and β for a series of the temptation to defect $T = 1.1, 1.2, \dots, 2.0$. The other parameters of the PDG are set as $P = S = 0$ and $R = 1$. (a) and (c) show the simulation results obtained by the updating rule proposed by Nowak and May²⁶ on the WS small-world networks and BA scale-free networks, respectively. (b) and (d) show the simulation results obtained by the updating rule proposed by Santos and Pacheco²⁷ on both networks, respectively. Note that (a), (b), (c), and (d) are semilog graphs. For (e), (f), (g), and (h), we show the average frequency of cooperators $\bar{\beta}$ (dotted lines) and distribution of frequencies of cooperators for each value of T (the squares with gray scale are used to describe the value of β distribution), corresponding to (a), (b), (c), and (d). These squares are the binned data of β . For example, a decimal in (0.25, 0.34) is approximated with 0.3.

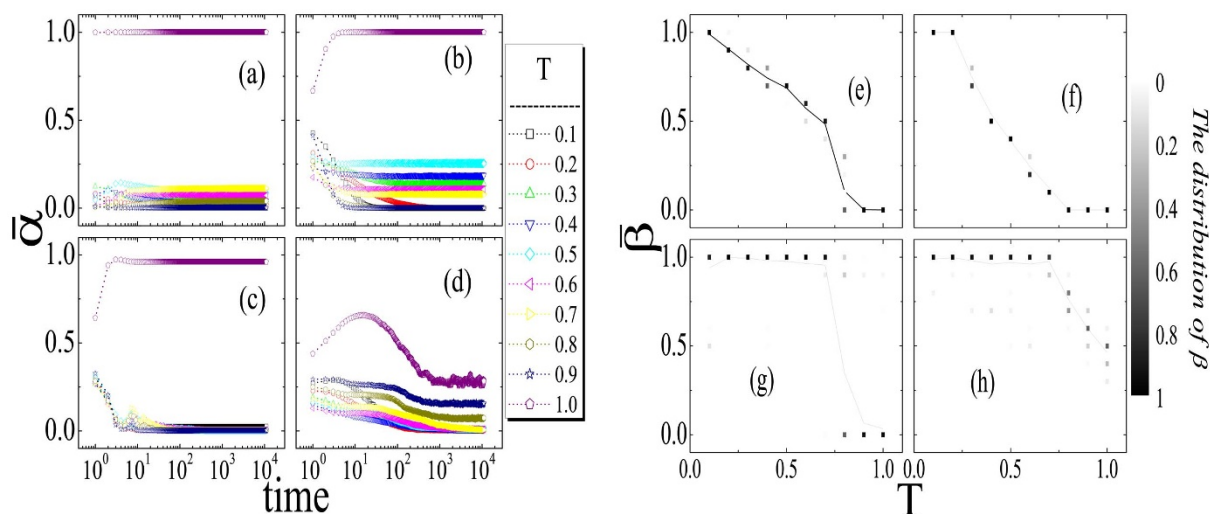


Figure 3 | The evolution of $\bar{\alpha}$ and $\bar{\beta}$ for the snow-drift game in social networks. We keep the same simulation parameter r as that in the reference²⁴. r is a parameter controlling the level of the temptation to play D . We test the cases of $r = 0.1, 0.2, \dots, 1.0$. The four payoff parameters are set as $P = 0$, $T = \frac{1}{2r} + \frac{1}{2}$, $R = \frac{1}{2r}$ and, $S = \frac{1}{2r} - \frac{1}{2}$. The other the simulation settings are the same as Fig. 2.

second one is proposed by Karl H. Schlag³⁴. Since Santos and Pacheco find that the second updating rule can highly promote cooperation in the networks with a power-law degree distribution^{27,35,36}, the rule is extensively employed in the following works^{28,35–39}. In terms of topological structures, we choose the well-known Watts and Strogatz (WS) small-world networks³² and Barabási and Albert (BA) scale-free networks³³. The details about the updating rules, network models and simulation settings are shown in section Methods.

In Fig. 2 and 3, we measure the average of α and β over extensive simulations. All the networks are composed of 1,024 identical individuals with average degree 6. We run ten simulations for each of the parameter values for the game on each of the ten networks. Thus, each plot in the figures corresponds to 100 simulations. For the PDG, in Fig. 2, one can observe the decay of α for the temptation to defect $T < 1.5$ in (a), $T < 1.3$ in (b), $T \leq 2.0$ in (c), and $T \leq 2.0$ in (d) (T is an entry of the payoff matrix in equation 4). In these cases, our

simulation results show that cooperators can survive in the corresponding evolutionary stable states. For the SG, in Fig. 3, for the simulation parameter $r < 1$, the systems get their evolutionary stable state when α decays to its minimum. Instead, for $r = 1$, one can derive $T = 1$, $R = 0.5$, $S = P = 0$, since $P = 0$, $T = \frac{1}{2r} + \frac{1}{2}$, $R = \frac{1}{2r}$, and $S = \frac{1}{2r} - \frac{1}{2}$. Given $\Delta_i(n) = S - P + (R - T + P - S)W_i(n)$, one can derive $\Delta_i(n) = -0.5W_i(n) \leq 0$. Thus, $X_{i,max}(n) = 0$ is a solution of equation 7 when $W_i(n) = 0$. If and only if $r = 1$ and $W_i(n) = 0$, the systems can reach the global Nash equilibrium, where the defectors dominate the population.

Temporary and permanent evolutionary stable state. Naturally, we come back to a key issue, ‘Why do we choose the Nash pairs to judge the evolutionary stable state?’ In terms of the current

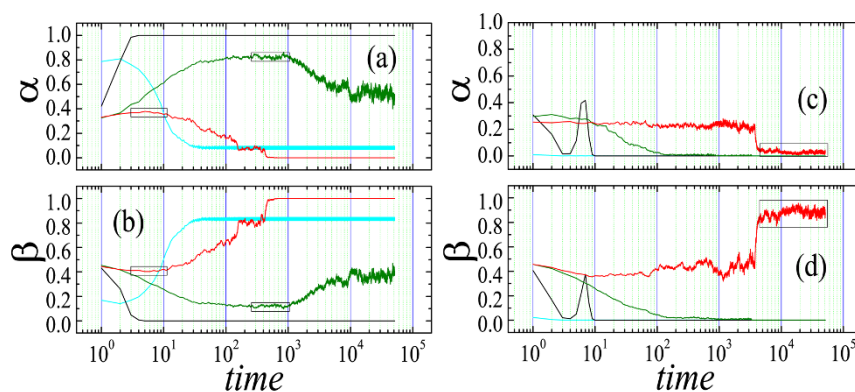


Figure 4 | Comparison between the evolution processes of α and β in a single simulation for $T = 1.2$ of the PDG and $r = 0.8$ of the SG. In this figure, the cyan and black solid lines denote the simulation results obtained by the updating rule proposed by Nowak and May²⁶ on the WS small-world networks and BA scale-free networks, respectively. The olive and red solid lines denote the simulation results obtained by the updating rule of Santos and Pacheco²⁷ on both networks, respectively. Note that α doesn’t reach 1 or decays with time before entering the black rectangles, while β is stabilized at a certain value. This observation indicates the system doesn’t reach its evolutionary stable state. On the other hand, one can observe that the green solid line in (a) is still decaying at the time step 51,000, which indicates the cooperators is growing after the time step 51,000. These conclusions can hardly be obtained by the observations in (b). For SG, we can’t predict whether cooperators can survive in the systems by α , but we can still judge whether the systems reach their evolutionary stable states by it. In (d), one can observe the cyan, black, and olive lines become rather stable when α reaches its minimum in (c). One can also observe that the red line in (c) decays slowly at the end of our simulation, which indicates the system is still evolving. These ‘long temporary stable states’ observed in (b) and (d) originate from the topological feature of scale-free networks. Once an individual with a large degree changes his/her strategy, β will vary drastically^{36,40}.

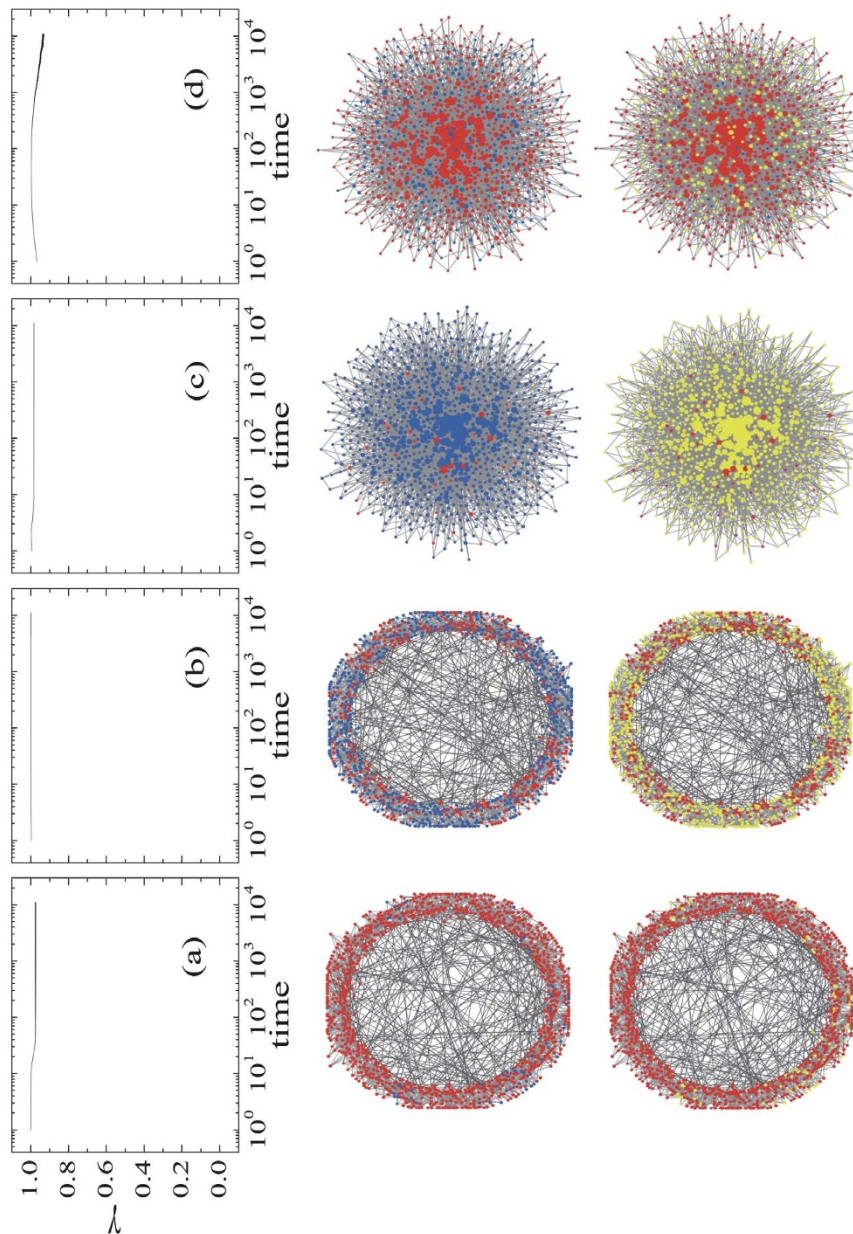


Figure 5 | The evolution of γ for the PDG. The first row shows the evolution process of γ . The second row shows the roles of individuals at step 10,001. The third row highlights the defectors in Nash equilibrium, corresponding to the second row. Column (a) and (c) show the simulation results obtained by a updating rule proposed by Nowak and May²⁶ on the WS small-world networks and BA scale-free networks, respectively. Column (b) and (d) show the simulation results obtained by the updating rule of Santos and Pacheco²⁷ on both networks, respectively. In this figure, solid red circles denote the cooperators, blue circles denote the defectors and yellow circles denote the defectors in the local Nash equilibrium. In column (a) and (b), $T = 1.2$. In column (c) and (d), $T = 1.9$.

criteria^{12,13,24,26–28}, it seems to be, in a sense, ambiguous. We currently rely on measuring the fraction of cooperators (or defectors) to check whether it is stabilized at a particular value with minimum fluctuation. This method may lead to a misleading conclusion in some conditions. For instance, β may be stabilized at a particular value with a small fluctuation before the system reaches the evolutionary stable state.

In Fig. 4, one can observe two long temporary stable states in the black rectangles. The previous definition in the literatures may take them as a permanent evolutionary stable state. This drawback originates from that the definition can hardly tell the difference between the temporary stable state and permanent stable state in few time steps. From the prospective of the local Nash equilibrium, it is clear that the system doesn't reach its evolutionary stable state, since α

neither reaches its maximum 1 nor decays with time. This state conflicts with the polarized feature of α . In another word, α can only be stabilized at the maximum 1 or a certain minimum. If cooperators can survive in the system, one should observe that the Nash pairs are invaded by the cooperators and α decays with time. After the system reaches its evolutionary stable state, α would be stabilized at its minimum with a slight fluctuation. If not, α is growing with time to 1.

In addition, the evolution of α also provides a general way to measure the self-organizing ability of the system in another sense. The ability is governed by the strategy updating rule. In the semilog graph Fig. 2(a) and (c) (Nowak and May's rule), one can observe that the decay rate of α is much higher than that in Fig. 2(b) and (d) (Santos and Pacheco's rule). If one takes the evolutionary rate as the self-

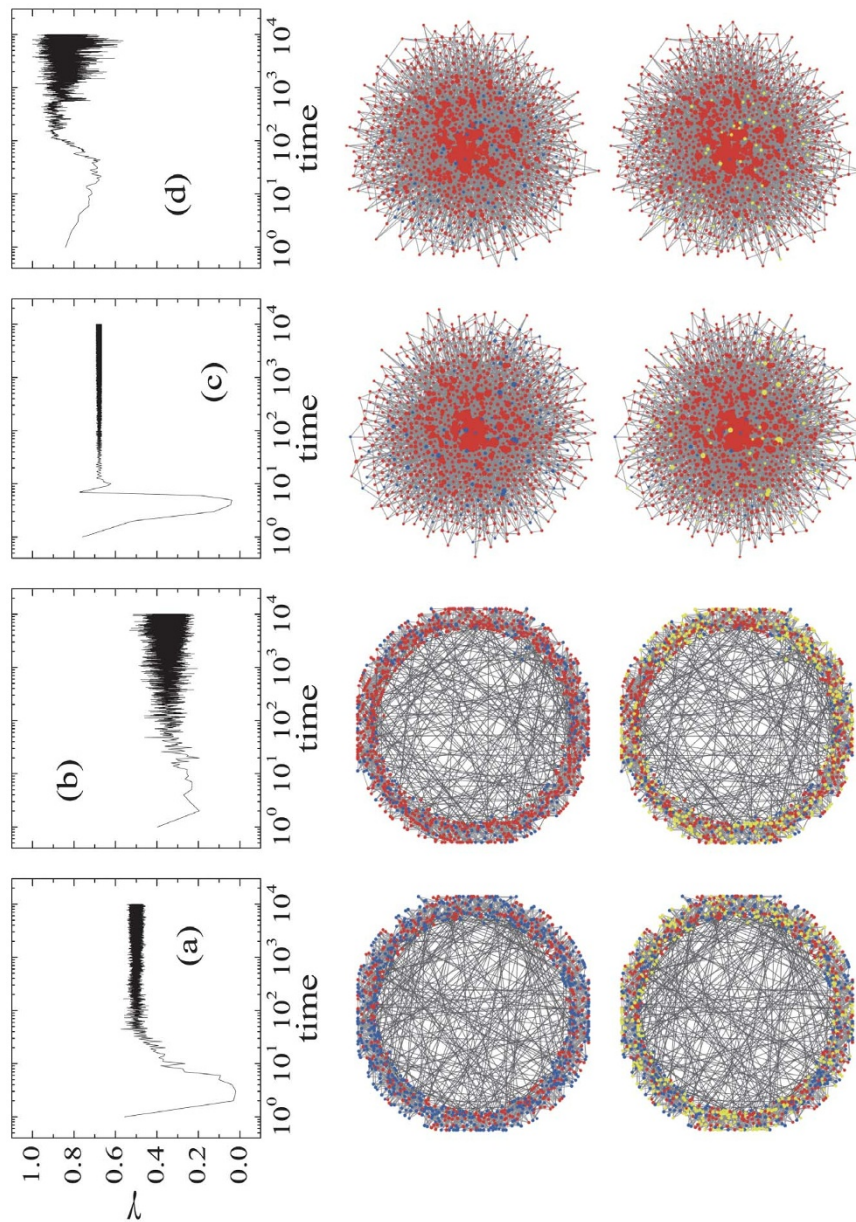


Figure 6 | The evolution of γ for the SG. The first row shows the evolution process of γ . The second row shows the roles of individuals at step 10,001. The third row highlights the defectors in Nash equilibrium, corresponding to the second row. Column (a) and (c) show the simulation results obtained by an updating rule proposed by Nowak and May²⁶ on the WS small-world networks and BA scale-free networks, respectively. Column (b) and (d) show the simulation results obtained by the updating rule of Santos and Pacheco²⁷ on both networks, respectively. In this figure, solid red circles denote the cooperators, blue circles denote the defectors and yellow circles denote the defectors in the local Nash equilibrium. In this figure, the simulation parameter r is uniformly set to 0.8.

organizing ability of system, this observation indicates that the self-organizing ability of system governed by Nowak and May's updating rule is much higher than that governed by Santos and Pacheco's rule.

Briefly, the local Nash equilibrium is a typical feature of evolution-ary games in the structured populations. In an unstructured population, the system can reach its evolutionary stable state only if everyone defects. In a structured population, the local Nash equilibrium can also lead the system to its evolutionary stable state. This feature finally differs the evolutionary games in the structured populations from that in the unstructured populations. For the PDG, it has an extra application, which can help to predict the tendency of evolution before the system reaches its stable state.

To clarify the connection between the local Nash equilibrium and the system stability, we discuss the function of the Nash pairs. For convenience, we define

$$\gamma = \frac{D_{\Omega}}{N_D}, \quad (9)$$

where D_{Ω} denotes the number of defectors in Nash pairs in a network and N_D denotes the number of defectors in the network. In another word, γ represents the fraction of defectors in the local Nash equilibrium. Fig. 5 shows the evolution process of γ in the PDG. For the two classes of networks, (a) and (b) show the cases of $T = 1.2$ for the WS small-world networks, (c) and (d) show the cases of $T = 1.9$ for the BA scale-free networks, both of which are not dominated by

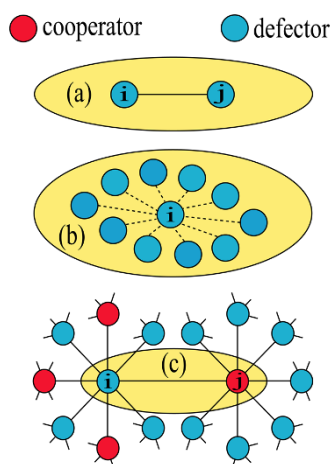


Figure 7 | Illustrations of Nash equilibrium for the PDG in (a) two persons, (b) unstructured population, and (c) structured population. The individuals in the yellow eclipses are in the different types of Nash equilibrium. Solid lines denote the real links in the structured populations, while dotted lines denote the possible links in the unstructured populations. The classical two-person game shown in (a) is the simplest structured population, where $k_i = k_j = 1$ and the size of network equals 2.

cooperators (red plots) or defectors (blue plots). One can observe that almost all the defectors (blue plots in the second row) are in the Nash pairs (yellow plots in the third row). This observation indicates almost all the defectors are in the local Nash equilibrium, which confirms the observations in the panels shown in the first row.

Fig. 6 shows the evolution process of γ in the SG. One can observe that γ is neither close to 1 nor 0, which indicates that SG is a co-existence dilemma⁴¹. Comparing the second row with the third row, one can find that the two individuals in the local Nash equilibrium can be two cooperators, two defectors, and one cooperator and one defector. This feature of the local Nash equilibrium is clearly different from the classical Nash equilibrium in the SG.

In addition to these two classes of networks and two updating rules discussed above, we also test the influence of other topological structures on the function of Nash pairs for the PDG. We run extensive simulations on random graphs³², regular graphs, and regular lattices. All the observations are consistent with the results we show here (see the supplementary information for details).

Discussion

Inspired by the Nash equilibrium in the classical game theory, we have presented an explicit definition of local Nash equilibrium in structured populations. Here, we add the word 'local' to emphasize that the Nash equilibrium mentioned in this paper is in the structured populations. The local Nash equilibrium proposed in this paper is an extension of the Nash equilibrium in the classical game theory, shown in Fig. 7(a). Briefly, if both two connected individuals can not gain more payoff by adjusting their pure strategies when their neighbors' strategies are fixed, they are in the local Nash equilibrium, shown in Fig. 7(c). For convenience, we call these two individuals "Nash pair". Notably, the local Nash equilibrium is not directly relevant to the updating rules, since it is based on the local pattern of pure strategies.

Based on the definition of the local Nash equilibrium, we observe that the local Nash equilibrium is a typical feature of the cooperative structured populations. Unlike in the unstructured population, this concept is not built on the replicator dynamics⁶, since the mixed strategy⁷ is normally not allowed in the structured populations as of now. Even if the mixed strategy is allowed, the present updating rules can hardly be formulated as well. Although much efforts are

devoted to formulate the updating rules, while the corresponding results are relatively limited⁴². On top of this, the Nash equilibrium in the unstructured populations is composed of all the individuals, shown in Fig. 7(b). This equilibrium is a global behavior, while it is a local behavior in the structured populations.

For the PDG, we accidentally find that once the fraction of Nash pairs in the connected individuals decays with time, cooperators can survive in its evolutionary stable state. If cooperators can survive in the system, the system reaches its evolutionary stable state when the fraction of Nash pairs reaches its minimum. In this scenario, one can find that the cooperative behavior is actually protected by these Nash pairs. The fact that almost all the defectors are in Nash pairs cuts these defectors' payoffs and enables cooperation to survive in a circumstance with a large temptation to defect. If the fraction of Nash pairs grows constantly, the system is approaching the global Nash equilibrium. From the perspective of the local Nash equilibrium, the emergence of the cooperative cluster actually originates from the self-organization of the Nash pairs, which confirms the previous explanation²⁸ in a sense.

To check the influence of the network size, we also run extra simulations on the networks with 256, 4 196, and 16 384 individuals with respect to that the sizes must satisfy n^2 ($n \in \mathbb{N}$) in a regular lattice. We observe that the size of networks have an apparent influence on the value of α and β , while it doesn't change the evolution of Nash pairs, namely, growing to 1 or decaying to the minimum. In addition, we also test the influence of the payoff memory, defined in the references^{39,42}. Again, the influence is confined to the level of cooperation. The Nash pairs can still be used to judge the system stability and predict the existence of the cooperative cluster. Unlike the smooth decay in Figs. 2 and 3, the number of Nash pairs decays suddenly when the payoff memory is large. Respecting the details of updating rules have a crucial influence on the result in structured population^{12,13,41}, we also test the function of Nash pairs in the population governed by the 'death-birth' rule¹³ and Moran process¹². For the 'death-birth' rule with a weak selection (the intensity of selection equals 0.01) and Moran process when all the link weights are identical, it is likewise valid. Acknowledgedly, there are many other interesting updating rules^{41,42}, while we can't cover all of them in one paper. Our coming work probably can provide more evidences.

In a nutshell, the self-organization of Nash pairs forms the final dynamical complex patterns of evolutionary games in structured populations. The concept of the local Nash equilibrium provides a way to judge whether a gaming structured population reaches the evolutionary stable state. For the PDG, the concept can also be used to predict whether cooperation can exist in a system long before the system reaches its evolutionary stable state. In the evolutionary stable state, the minimal amount of local Nash equilibriums form the smallest interface between the pure strategy clusters. This may be the reason why the system exhibits a relatively stable state when the number of local Nash equilibrium reaches the minimum. Our observations provide a different prospective for understanding the evolutionary stable state in gaming structured populations. It may also help to analytically model the evolutionary games in structured populations.

Methods

Two-person two-strategy game. Two-person two-strategy game model is a heuristic framework, which describes a basic paradigm in many real-world situations. The well-known examples are the PDG^{17–21,42} and SG (also known as the hawk-dove or chicken game)^{4,5,24,25}. The two-strategy game has been widely studied as a standard model for the confrontation between two different behaviors, for example, to cooperate or to defect. For convenience, the two strategies are denoted by C and D.

In a round of two prisoners' game, an individual i may receive one of the following four different payoffs depending on both its own strategy and the other individual j 's strategy. With T and P in the cases that j plays C and D, respectively. With C , it gains R and S in the cases that j plays C and D, respectively. For the PDG, C and D denote staying silent and betraying, respectively. In this scenario, the following condition must hold for the payoffs $T > R > P \geq S$. For the snow-drift game, the sequence of payoff changes to $T > R > S \geq P$. No matter which game the population



plays, at the next round, all the individuals will know the strategy of their opponents in the previous round. They can then adjust their strategies simultaneously according to a certain updating rule of strategy.

Updating rules. The updating rules we adopt in this paper are Darwinian, but the ways to select a strategy with higher payoff are quite different. The first updating rule is proposed by Nowak and May²⁶, which describes a local deterministic evolution. In this process, each individual chooses the neighbor gaining the highest payoff in the last round as its reference. If the payoff of the reference is higher than the individual, they will play the reference's strategy in the next round. Otherwise, it will keep its own strategy. The second updating rule²⁷ describes a local random evolution. In one round, an individual i chooses a randomly picked neighbor j as its reference. If j 's payoff is higher than that of i , i will play j 's strategy in the next round with a probability directly proportional to the difference between their payoffs $G_j - G_i$ and inversely proportional to $\text{Max}\{k_i, k_j\} \cdot T$, where k_i and k_j denote the connectivity of i and j , respectively. T denotes the temptation to defect. Based on the previous definition^{12,13,24,26–28}, an evolutionary game in structured populations continues until the system reaches a dynamical equilibrium, where the fraction of cooperators (or defectors) is stabilized at the particular value with minimum fluctuation.

Network models. We test two typical networks in this paper. One is the WS small world network³², while the other is the BA scale-free network³³. The WS small-world networks are generated by randomly rewiring 10% of the links in the regular graph, which are composed of 1,024 identical individuals of degree 6. The BA scale-free networks are generated by $m_0 = m = 3^{33}$, where m_0 denotes the size of the initial fully connected network and m denotes the number of links among a new node and the existing individuals in the network.

Simulation settings. The simulation results were obtained by ten random assignments of 512 defectors and cooperators on ten different realizations of the same type of network specified by the appropriate parameters. We run 11,000 time steps for each simulation (except Fig. 4), in which 10,000 steps to guarantee that the system is in a dynamical equilibrium in which the number of cooperators (or defectors) is stabilized at the particular value with minimum fluctuation. Next, we measure β from 10,000 to 11,000 steps to derive $\bar{\beta}$.

- Schelling, T. C. Elements of theory of strategy. *The Strategy of Conflict*. 74–77 (Harvard University Press, Cambridge, 1980).
- Ward, H. Game Theory and the Politics of Global Warming: the State of Play and Beyond. *Political Studies* **44**, 850–871 (1996).
- Chiappori, P., Levitt, S. & Grosseclouse, T. Testing Mixed-Strategy Equilibria When Players Are Heterogeneous: The Case of Penalty Kicks in Soccer. *American Economic Review* **92**, 1138–1151 (2002).
- Smith, J. M. Evolution and the theory of games. *American Scientist* **64**, 41–45 (1976).
- Gintis, H. Game theory evolving: A Problem-Centered Introduction to Modeling Strategic Interaction. *Journal of Economic Literature* **39**, 572–573 (2001).
- Hofbauer, J. & Sigmund, K. Evolutionary game dynamics. *Bulletin. (new series) of the american mathematical society* **40**, 479–519 (2003).
- Nash, J. F. Equilibrium points in n -person games. *Proc. Natl. Acad. Sci. USA* **36**, 48–49 (1950).
- Albert, R. & Barabási, A. L. Statistical mechanics of complex networks. *Rev. Mod. Phys.* **74**, 47–97 (2002).
- Dorogovtsev, S. N. & Mendes, J. F. F. Evolution of networks. *Adv. Phys.* **51**, 1079–1187 (2002).
- Newman, M. E. J. The structure and function of complex networks. *SIAM Rev.* **45**, 167–256 (2003).
- Boccaletti, S., Latora, V., Moreno, Y., Chavez, M. & Hwang, D. U. Complex networks: Structure and dynamics. *Phys. Rep.* **424**, 175–308 (2006).
- Lieberman, E., Hauert, C. & Nowak, M. A. Evolutionary dynamics on graphs. *Nature* **433**, 312–316 (2005).
- Ohtsuki, H., Hauert, C., Lieberman, E. & Nowak, M. A. A simple rule for the evolution of cooperation on graphs and social networks. *Nature* **441**, 502–505 (2006).
- Perc, M. & Szolnoki, A. Coevolutionary games - A mini review. *BioSystems* **99**, 109–125 (2010).
- Perc, M., Gómez-Gardeñes, J., Szolnoki, A., Floría, L. M. & Moreno, Y. Evolutionary dynamics of group interactions on structured populations: a review. *J. R. Soc. Interface* **10**, 20120997 (2013).
- Szabó, G. & Fáth, G. Evolutionary games on graphs. *Phys. Rep.* **446**, 97–216 (2007).
- Axelrod, R. & Hamilton, W. D. The Evolution of Cooperation. *Science* **211**, 1390–1396 (1981).
- Axelrod, R. More Effective Choices in the Prisoner's Dilemma. *J. Conflict Resolut.* **24**, 379–403 (1980).
- Hammerstein, P. The strategy of affect. *Genetic and Cultural Evolution of Cooperation*. (Ed. Hammerstein, P.) 16–16 (MIT, Cambridge, MA 2003).
- Axelrod, R. & Hamilton, W. D. The Evolution of Cooperation. *Science (London)* **211**, 1390–1396 (1981).
- Turner, P. E. & Chao, L. Prisoner's dilemma in an RNA virus. *Nature (London)* **398**, 441–443 (1999).

- Gracia-Lázaro, C., Ferrer, A., Ruiza, G., Tarancón, A., Cuesta, J. A., Sánchez, A. & Moreno, Y. Heterogeneous networks do not promote cooperation when humans play a Prisoner's Dilemma. *Proc. Natl. Acad. Sci. USA* **109**, 12922–12926 (2012).
- Semmann, D. Conditional cooperation can hinder network reciprocity. *Proc. Natl. Acad. Sci. USA* **109**, 12846–12847 (2012).
- Hauert, C. & Doebeli, M. Spatial structure often inhibits the evolution of cooperation in the snowdrift game. *Nature* **428**, 643–646 (2004).
- Doebeli, M. & Hauert, C. Models of cooperation based on the Prisoners Dilemma and the Snowdrift game. *Ecol. Lett.* **8**, 748–766 (2005).
- Nowak, M. A. & May, R. M. Evolutionary game and spatial chaos. *Nature* **359**, 826–829 (1992).
- Santos, F. C. & Pacheco, J. M. Scale-free networks provide a unifying framework for the emergence of cooperation. *Phys. Rev. Lett.* **95**, 098104 (2005).
- Góez-Gardeñes, J., Campillo, M., Floría, L. M. & Moreno, Y. Dynamical organization of cooperation in complex topologies. *Phys. Rev. Lett.* **98**, 108103 (2007).
- Taylor, P. D. & Jonker, L. Evolutionarily stable strategies and game dynamics. *Math Biosci.* **40**, 145–156 (1978).
- Schuster, P. & Sigmund, K. Replicator dynamics. *J. Theor. Biology* **100**, 533–538 (1983).
- Hofbauer, C., Holmes, M. & Michael, D. Evolutionary Games and Population Dynamics: Maintenance of Cooperation in Public Goods Games. *Proc. Biol. Sci.* **273**, 2565–2570 (2006).
- Watts, D. J. & Strogatz, S. H. Collective dynamics of 'small-world' networks. *Nature (London)* **393**, 440–442 (1998).
- Barabási, A. & Albert, R. Emergence of scaling in random networks. *Science* **286**, 509–512 (1999).
- Schlag, K. H. Why Imitate, and If So, How? A Boundedly Rational Approach to Multi-armed Bandits. *J. Econ. Theory* **78**, 130–156 (1998).
- Santos, F. C., Pacheco, J. M. & Lenaerts, T. Evolutionary dynamics of social dilemmas in structured heterogeneous populations. *Proc. Natl. Acad. Sci. USA* **103**, 3490–3494 (2006).
- Santos, F. C. & Pacheco, J. M. A new route to the evolution of cooperation. *J. Evol. Biol.* **19**, 726–733 (2006).
- Santos, F. C., Rodrigues, J. F. & Pacheco, J. M. Epidemic spreading and cooperation dynamics on homogeneous small-world networks. *Phys. Rev. E* **72**, 056128 (2005).
- Szolnoki, A. & Szabó, G. Cooperation enhanced by inhomogeneous activity of teaching for evolutionary prisoner's dilemma games. *Europhys. Lett.* **77**, 30004 (2007).
- Zhang, Y., Aziz-Alaoui, M. A., Bertelle, C., Zhou, S. & Wang, W. Fence-sitters protect cooperation in complex networks. *Phys. Rev. E* **88**, 032127 (2013).
- Szolnoki, A., Perc, M. & Danku, Z. Towards effective payoffs in the prisoner's dilemma game on scale-free networks. *Physica A* **387**, 2075–2082 (2007).
- Pinheiro, F. L., Santos, F. C. & Pacheco, J. M. How selection pressure changes the nature of social dilemmas in structured populations. *New J. Phys.* **14**, 073035 (2012).
- Zhang, Y., Aziz-Alaoui, M. A., Bertelle, C., Zhou, S. & Wang, W. Emergence of Cooperation in Non-scale-free Networks. *J. Phys. A: Math. Theor.* **47**, 225003 (2014).

Acknowledgments

Y.Z., M.A.A. and C.B. are supported by the region Haute Normandie and the ERDF RISC. J.G. is supported by the National Natural Science Foundation of China, grant Nos. 61173118, 61373036.

Author contributions

Y.Z., M.A.A. and C.B. designed the experiments together. Y.Z. implement the experiments and prepared all the figures. All authors wrote the main manuscript text together. All authors reviewed the manuscript.

Additional information

Supplementary information accompanies this paper at <http://www.nature.com/scientificreports>

Competing financial interests: The authors declare no competing financial interests.

How to cite this article: Zhang, Y., Aziz-Alaoui, M.A., Bertelle, C. & Guan, J. Local Nash Equilibrium in Social Networks. *Sci. Rep.* **4**, 6224; DOI:10.1038/srep06224 (2014).



This work is licensed under a Creative Commons Attribution-NonCommercial-NoDerivs 4.0 International License. The images or other third party material in this article are included in the article's Creative Commons license, unless indicated otherwise in the credit line; if the material is not included under the Creative Commons license, users will need to obtain permission from the license holder in order to reproduce the material. To view a copy of this license, visit <http://creativecommons.org/licenses/by-nc-nd/4.0/>