



HAL
open science

Rapid and Effective Synthesis of α -Acyloxy- α -alkynyltrimethylsilanes

Tuan Zhao, Riccardo Piccardi, Laurent Micouin

► **To cite this version:**

Tuan Zhao, Riccardo Piccardi, Laurent Micouin. Rapid and Effective Synthesis of α -Acyloxy- α -alkynyltrimethylsilanes. *Organic Letters*, 2018, 20 (16), pp.5015-5018. <10.1021/acs.orglett.8b02165>. <hal-02113392>

HAL Id: hal-02113392

<https://hal.science/hal-02113392v1>

Submitted on 17 Jul 2019

HAL is a multi-disciplinary open access archive for the deposit and dissemination of scientific research documents, whether they are published or not. The documents may come from teaching and research institutions in France or abroad, or from public or private research centers.

L'archive ouverte pluridisciplinaire HAL, est destinée au dépôt et à la diffusion de documents scientifiques de niveau recherche, publiés ou non, émanant des établissements d'enseignement et de recherche français ou étrangers, des laboratoires publics ou privés.



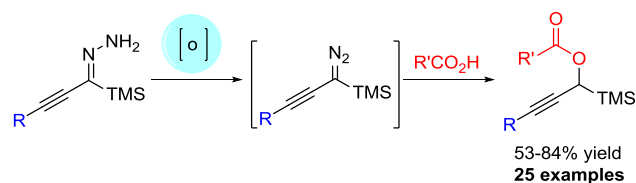
HAL Authorization

A rapid and effective synthesis of α -acyloxy- α -alkynyl-trimethylsilanes

Tuan Zhao, Riccardo Piccardi*, Laurent Micouin*

Laboratoire de Chimie et Biochimie Pharmacologiques et Toxicologiques, UMR 8601 CNRS-Université Paris Descartes, Faculté des Sciences Fondamentales et Biomédicales, 45 Rue des Saints-Pères, 75006 Paris, France

Supporting Information Placeholder

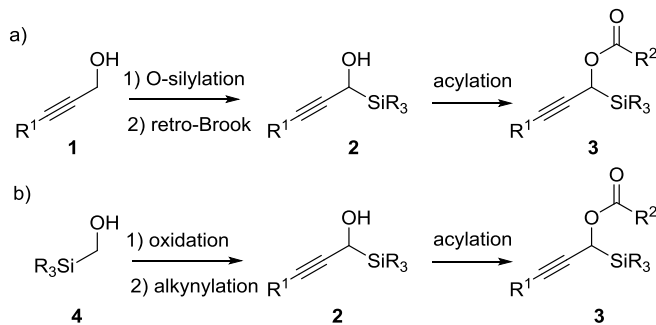


ABSTRACT: α -Alkynyl- α' -trimethylsilylhydrazones are readily oxidized into diazo compounds under simple experimental conditions. These stable diazo species can in turn react with a range of carboxylic acids via a protonation-nucleophilic substitution sequence, leading to valuable α -acyloxy- α -alkynyl-trimethylsilanes. This procedure avoids the delicate preparation and manipulation of α -hydroxy propargyltrimethylsilanes

α -Hydroxypropargylsilanes **2** and their corresponding esters **3** are interesting building blocks that have attracted much attention in organic synthesis. It has been shown that they can be used for the synthesis of new unnatural amino acids,¹ allyl- or allenylsilanes,³ as well as in total synthesis.⁴ More recently, they have been described as valuable precursors of tetrasubstituted olefins *via* stereoselective halogen induced 1,2-silyl migration.⁵

α -Acyloxy- α -alkynylsilanes are typically prepared starting from propargylic alcohols **1** via a silylation and reverse Brook rearrangement, followed by acylation (scheme 1a).⁶

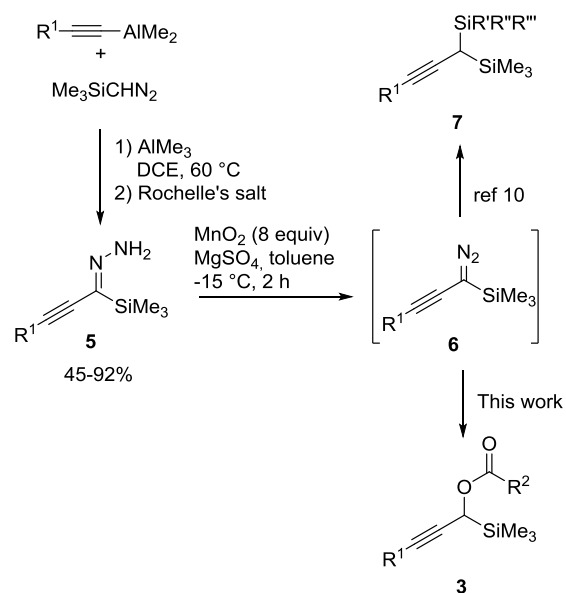
Scheme 1. Classical syntheses of α -acyloxy- α' -alkynylsilanes



Besides the need for low temperature conditions, the major drawback of this synthetic route is the difficulty in handling TMS-substituted α -hydroxysilanes due to their instability against acidic conditions, as noticed by Ohfuné and

Sakaguchi.^{6b} As a consequence, this route is generally used for the preparation of more stable silanes such as *tert*-butyldimethylsilyl derivatives. An alternative approach based on nucleophilic addition of alkynyllithium reagents to formylsilanes has also been reported (Scheme 1b).⁷ This procedure requires a careful control of the temperature both for the oxidation step of (trimethylsilyl)methanol **4** and the nucleophilic addition. Once again, the instability of TMS-substituted α -hydroxysilanes **2** has been reported.

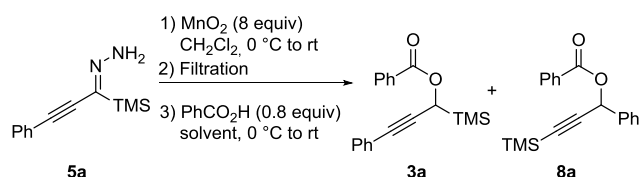
Scheme 2.



In our ongoing work on studying the reactivity of mixed dimethylalkynylaluminum reagents,⁸ we have recently reported that these organometallic species react with trimethylsilyl (TMS) diazomethane to provide propargylic hydrazones **5** (Scheme 2).⁹ These hydrazones can in turn be oxidized with MnO₂ to give the corresponding diazo derivatives **6** that proved to be efficient Rh(II)-carbenoids precursors, leading to propargylic geminal bis(silanes) **7**.¹⁰ Herein, we describe a new synthesis of **3** exploiting the reactivity of diazo derivatives toward carboxylic acids. This synthetic route provides a general access to α -acyloxy- α -propargyltrimethylsilanes without the need to prepare unstable TMS-substituted α -hydroxysilanes intermediates **2**.

Optimization of the reaction conditions was first conducted starting from hydrazone **5a**. The corresponding diazo compound was prepared by oxidation in CH₂Cl₂ using 8 equivalents of MnO₂. The resulting mixture was then filtered to remove the oxidant. A solution of benzoic acid was finally added to the filtrate (entry 1, table 1), leading to a 87:13 regioisomeric mixture of **3a** and **8a** in 74% overall yield. When the order of the addition was reversed the yield was improved (entry 2). The use of one-pot conditions previously described by Shaw and co-workers¹¹ led to a lower yield (entry 3).

Table 1. Optimization of the reaction with benzoic acid^a



entry	solvent	time (h)	method ^b	3a:8a ^c	yield ^d (%)
1	CH ₂ Cl ₂	3	A	87:13	74
2	CH ₂ Cl ₂	3	B	90:10	81 (66) ^e
3 ^{f,g}	CH ₂ Cl ₂	3	-	85:15	33
4 ^g	CH ₂ Cl ₂	3	B	87:13	59
5	DCE	2	A	89:11	71
6	DCE	2	B	88:12	66
7	Toluene	2	A	90:10	74
8	THF	1	A	88:12	37 ^h
9	THF	1	B	87:13	58 ^h
10	MeCN	1	A	n.d.	n.d. ⁱ
11	MeOH	1	A	89:11	62
12	Water	20	B	83:17	54

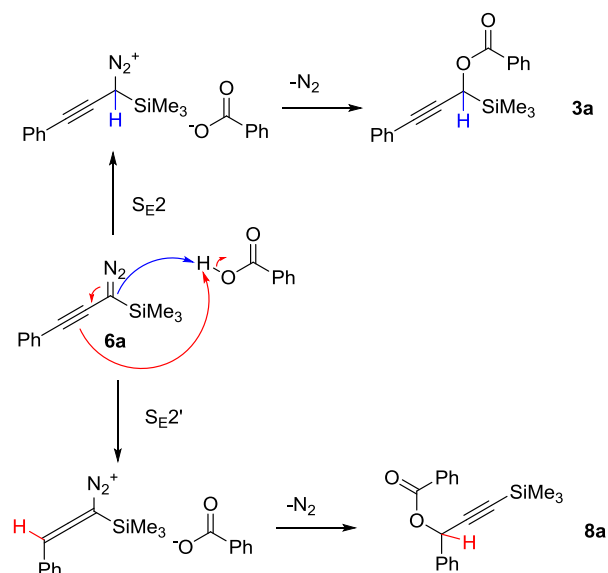
^aThe oxidation reaction was carried out with **5a** (0.5 mmol) and MnO₂ (4.0 mmol) in CH₂Cl₂ (10 mL) at 0 °C for 1 h and 2 h at rt. The resulting mixture was filtered and mixed to a solution of benzoic acid (0.4 mmol) in the desired solvent (5 mL) at 0 °C to rt. ^b Method A: a solution of the acid is added to the solution of the diazo derivative. Method B: the solution of the formed diazo derivative is added to the solution of the acid. ^c Ratio determined by ¹H-NMR of the crude product. ^d Isolated yield of the mixture of the two regioisomers. ^e Yield of isolated **3a**, on 5.0 mmol scale. ^f Reaction conducted one pot without removing the MnO₂. ^g Reaction conducted using 1 mmol of benzoic acid. ^h Partial desilylation was observed. ⁱ Only desilylated product was observed.

In the presence of co-solvents such as 1,2-dichloroethane (DCE, entries 5,6) or toluene (entry 7) similar results were obtained, whereas partial or total desilylation could be observed with THF (entries 8, 9) or acetonitrile (entry 10). Interestingly, protic solvent such as MeOH (entry 11) or even water (entry 12) were tolerated, with no competitive reaction of the transient diazonium with these nucleophiles.

In all the cases, the formation of the desired ester **3a** was accompanied by about 10-17% of undesirable isomer **8a**.¹² Compound **3a** can be obtained in a pure form after chromatographic purification (entry 2) in 66% overall yield.

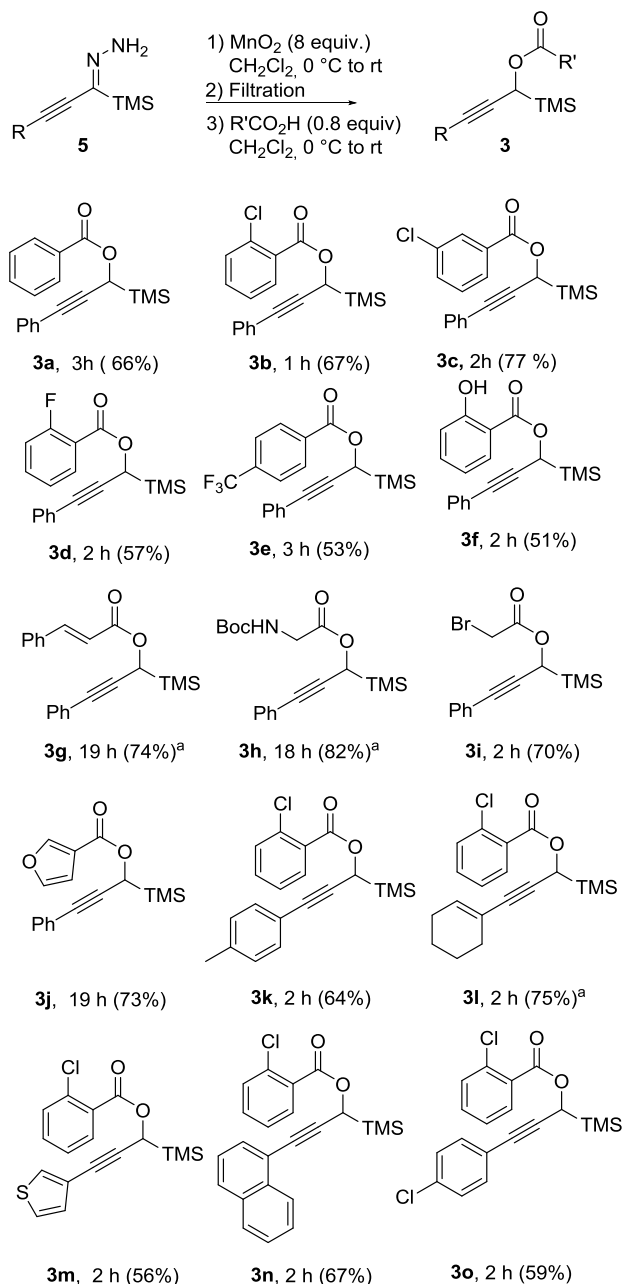
The formation of compound **8a** can be explained by a competitive S_E2' protonation step (Scheme 3). The α : γ protonation rate is expected to be mostly influenced by the substitution of the alkyne (see below).

Scheme 3. Possible mechanisms for the formation of compounds **3a and **8b****



The scope of the reaction with aryl-substituted alkynyl diazo species was then investigated (Scheme 4). A wide range of α -acyloxy- α -alkynylsilanes could be obtained, in 53 to 75% yields. In each case, the formation of roughly 10% of regioisomeric compound was observed in the crude reaction mixture. Compounds **3a-o** could be obtained in a pure form after chromatographic purification, except for compounds **3g**, **3h** and **3i**. Naphthyl-substituted derivative **3n** was isolated as a single isomer. Various aromatic or heterocyclic carboxylic acids were able to react with silylated diazoalkynes, regardless of their substitution pattern (**3a-e**). Remarkably, salicylic acid exclusively reacted with its carboxylic function (**3f**). Cinnamic acid led to the unsaturated ester **3g** in 74% yield, albeit being contaminated by 10% of its regioisomer. Purification of N-Boc-glycine adduct **3h** also proved to be difficult, despite the good overall yield of the reaction. In the case of aliphatic acids, bromoacetic acid reacted efficiently with the diazo compound to give **3i**, while acetic acid did not react under these conditions. Heterocyclic carboxylic acid can also be a valuable nucleophile in this transformation (**3j**). Variation of the aromatic substituent of the alkyne did not affect the reaction (**3k**, **3m**, **3n**, **3o**).

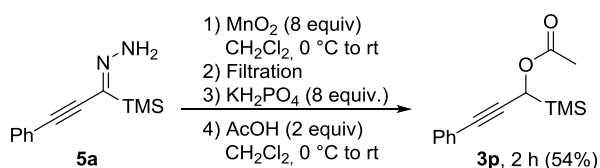
Scheme 4. Scope of the reaction with carboxylic acid and aromatic derivatives.



^aIsolated as an inseparable 83:17 to 90:10 mixture of regioisomers

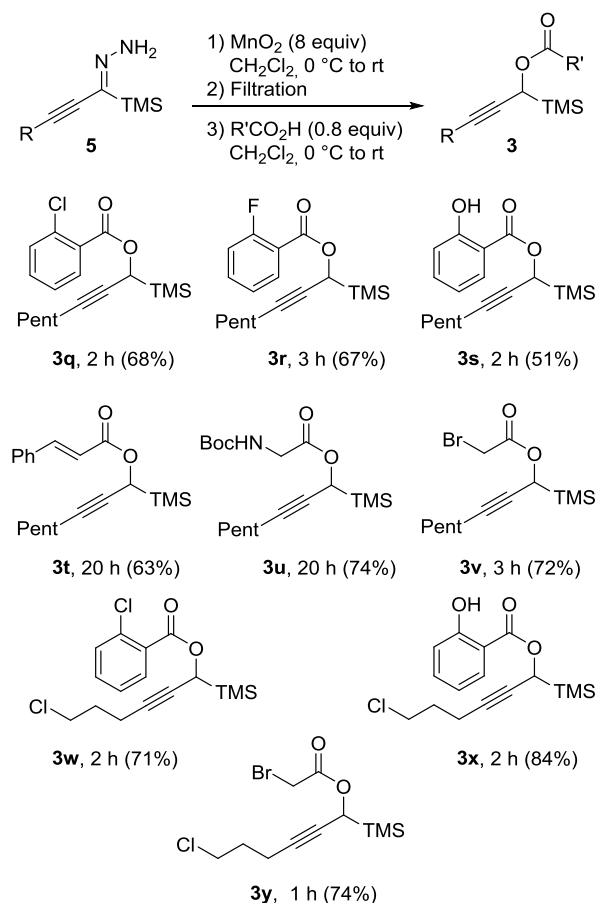
In order to circumvent the low reactivity of acetic acid, we added KH₂PO₄ to the diazo solution, as proposed by Shaw and co-workers.¹¹ This allowed isolating **3p** in acceptable yield using 2 equivalents of acetic acid.

Scheme 5. Preparation of the acetate ester **3p**



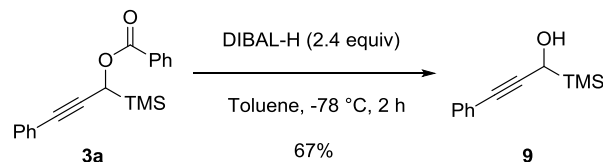
The reaction was then conducted using hydrazones bearing aliphatic substituents. To our delight, the reaction proved to be fully regioselective, delivering the propargylic silylated esters as single isomers (in the crude reaction mixtures). Pure esters were obtained from 51 to 84% yields using this procedure.

Scheme 6. Scope of the reaction with carboxylic acids and aliphatic derivatives.



Since α -silylated propargyl alcohols are also an interesting class of compounds, we investigated the way to obtain them starting from esters. After the reduction in the presence of DIBAL-H at -78 °C, the resulting hemiacetal was hydrolysed to afford the desired compound **9**. These conditions were compatible with the presence of a triple bond.

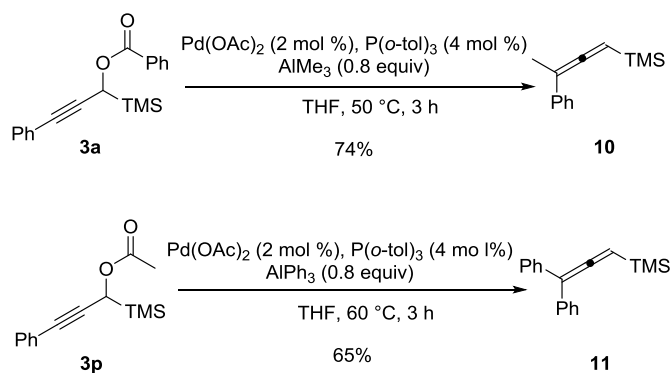
Scheme 7. Preparation of α -hydroxy propargyltrimethylsilane **9**



Finally, compound **3a** was engaged in palladium catalyzed allene formation with trimethylaluminum using the conditions reported by Li and coworkers.¹³ The reaction afforded **10** in 74% yield. Under similar conditions, no reaction could be observed in the presence of AlPh₃. However, the use of a more

reactive ester such as **3p** and higher temperatures enabled us to get the desired allenylsilane **11** in 65% yield.

Scheme 8. Allenes synthesis



In conclusion, we have shown that trimethylsilyl alkynyl hydrazones are valuable precursors for the general synthesis of α -acyloxy- α -propargyltrimethylsilane using the reactivity of diazo compounds. This new route avoids the delicate preparation of α -hydroxypropargyltrimethylsilanes and delivers in a simple manner a full range of propargyl esters.

ASSOCIATED CONTENT

Supporting Information

General experimental procedures and analytical data for all new compounds. This material is available free of charge via the Internet at <http://pubs.acs.org>

AUTHOR INFORMATION

Corresponding Author

* E-mail: riccardo.piccardi@parisdescartes.fr

* E-mail: laurent.micouin@parisdescartes.fr

Author Contributions

The manuscript was written through contributions of all authors. All authors have given approval to the final version of the manuscript.

ACKNOWLEDGMENT

We thank the China Scholarship Council for the scholarship to Zhao Tuan.

REFERENCES

- (1) (a) Sakaguchi, K.; Suzuki, H.; Ohfuné, Y. *Chirality* **2001**, *13*, 357–365. (b) Morimoto, Y.; Takaishi, M.; Kinoshita, T.; Sakaguchi, K.; Shibata, K. *Chem. Commun.* **2002**, *1*, 42–43. (c) Izzo, I.; Avallone, E.; Corte, L. D.; Maulucci, N.; De Riccardis, F. *Tetrahedron Asymmetry* **2004**, *15*, 1181–1186. (d) Sakaguchi, K.; Yamamoto, M.; Watanabe, Y.; Ohfuné, Y. *Tetrahedron Lett.* **2007**, *48*, 4821–4824.
- (2) (a) Perrone, S.; Knochel, P. *Org. Lett.* **2007**, *9*, 1041–1044. (b) Higashino, M.; Ikeda, N.; Shinada, T.; Sakaguchi, K.; Ohfuné, Y. *Tetrahedron Lett.* **2011**, *52*, 422–425.
- (3) (a) Tokeshi, B. K.; Tius, M. A. *Synthesis* **2004**, 786–790. (b) Guintchin, B. K.; Bienz, S. *Organometallics* **2004**, *23*, 4944–4951. (c) Okada, T.; Oda, N.; Suzuki, H.; Sakaguchi, K.; Ohfuné, Y. *Tetrahedron Lett.* **2010**, *51*, 3765–3768.
- (4) (a) Sakaguchi, K.; Ayabe, M.; Watanabe, Y.; Okada, T.; Kawamura, K.; Shiada, T.; Ohfuné, Y. *Org. Lett.* **2008**, *10*, 5449–5452. (b) Sakaguchi, K.; Ayabe, M.; Watanabe, Y.; Okada, T.; Kawamura, K.; Shinada, T.; Ohfuné, Y. *Tetrahedron* **2009**, *65*, 10355–10364. (c) Solé, D.; Bonjoch, J.; García-Rubio, S.; Peidró, E.; Bosch, J. *Chem. – Eur. J.* **2000**, *6*, 655–665. (d) Okada, T.; Sakaguchi, K.; Shinada, T.; Ohfuné, Y. *Tetrahedron Lett.* **2011**, *52*, 5744–5746. (e) Adachi, Y.; Kamei, N.; Yokoshima, S.; Fukuyama, T. *Org. Lett.* **2011**, *13*, 4446–4449.
- (5) Barczak, N. T.; Rooke, D. A.; Menard, Z. A.; Ferreira, E. M. *Angew. Chem. Int. Ed.* **2013**, *52*, 7579–7582.
- (6) (a) Sakaguchi, K.; Fujita, M.; Suzuki, H.; Higashino, M.; Ohfuné, Y. *Tetrahedron Lett.* **2000**, *41*, 6589–6592. (b) Sakaguchi, K.; Higashino, M.; Ohfuné, Y. *Tetrahedron* **2003**, *59*, 6647–6658.
- (7) Linderman, R. J.; Suhr, Y. *J. Org. Chem.* **1988**, *53*, 1569–1572.
- (8) (a) Feuvrie, C.; Blanchet, J.; Bonin, M.; Micouin, L. *Org. Lett.* **2004**, *6*, 2333–2336. (b) Wang, B.; Bonin, M.; Micouin, L. *Org. Lett.* **2004**, *6*, 3481–3484. (c) Wang, B.; Bonin, M.; Micouin, L. *J. Org. Chem.* **2005**, *70* (15), 6126–6128. (d) Zhou, Y.; Lecourt, T.; Micouin, L. *Adv. Synth. Catal.* **2009**, *351*, 2595–2598. (e) Zhou, Y.; Lecourt, T.; Micouin, L. *Angew. Chem. Int. Ed.* **2010**, *49*, 2607–2610. (f) Jackowski, O.; Lecourt, T.; Micouin, L. *Org. Lett.* **2011**, *13*, 5664–5667. (g) Piccardi, R.; Coffinet, A.; Benedetti, E.; Turcaud, S.; Micouin, L. *Synthesis* **2016**, *48*, 3272–3278. (h) Piccardi, R.; Micouin, L.; Jackowski, O. *The Chemistry of Alkynylaluminum Species. In Organometallic Compounds* Micouin, L.; Marek, I.; Rappoport Z Eds.; PATAI'S Chemistry of Functional Groups, John Wiley & Sons, Ltd, 2017, pp 157–203.
- (9) Kumar, R.; Turcaud, S.; Micouin, L. *Org. Lett.* **2014**, *16*, 6192–6195.
- (10) Courant, T.; Kumar, R.; Turcaud, S.; Micouin, L. *Org. Lett.* **2016**, *18*, 4818–4820.
- (11) Squitieri, R. A.; Shearn-Nance, G. P.; Hein, J. E.; Shaw, J. T. *J. Org. Chem.* **2016**, *81*, 5278–5284.
- (12) Compound **8a** was prepared following a different route to confirm its structure. For further details see supporting information.
- (13) (a) Li, Q.-H.; Jeng, J.-Y.; Gau, H.-M. *Eur. J. Org. Chem.* **2014**, 7916–7923. (b) Zhang, Z.; Mo, S.; Zhang, G.; Shao, X.; Li, Q.; Zhong, Y. *Synlett* **2017**, *28*, 611–614. (c) Zhang, Z.; Shao, X.; Zhang, G.; Li, Q.; Li, X. *Synthesis* **2017**, *49*, 3643–3653. (d) Shao, X. B.; Zhang, Z.; Li, Q. H.; Zhao, Z. G. *Org. Biomol. Chem.*, **2018**, *16*, 4797–4806. (e) Shao X.; Wen C.; Zhang, G.; Cao, K.; Wu, L.; Li, Q. J. *Organometallic Chem.*, **2018**, 870, 68–75.

