



HAL
open science

Coping strategies and quality of life: a longitudinal study of high-grade glioma patient-caregiver dyads

Karine Baumstarck, Olivier Chinot, Emeline Tabouret, Patrizia Farina, Marilyne Barrié, Chantal Campello, Gregorio Petrirena, Zeinab Hamidou, Pascal Auquier

► To cite this version:

Karine Baumstarck, Olivier Chinot, Emeline Tabouret, Patrizia Farina, Marilyne Barrié, et al.. Coping strategies and quality of life: a longitudinal study of high-grade glioma patient-caregiver dyads. *Health and Quality of Life Outcomes*, 2018, 16 (1), pp.157. 10.1186/s12955-018-0983-y . hal-02110017

HAL Id: hal-02110017

<https://hal.science/hal-02110017v1>

Submitted on 19 Oct 2023

HAL is a multi-disciplinary open access archive for the deposit and dissemination of scientific research documents, whether they are published or not. The documents may come from teaching and research institutions in France or abroad, or from public or private research centers.

L'archive ouverte pluridisciplinaire **HAL**, est destinée au dépôt et à la diffusion de documents scientifiques de niveau recherche, publiés ou non, émanant des établissements d'enseignement et de recherche français ou étrangers, des laboratoires publics ou privés.



Distributed under a Creative Commons Attribution 4.0 International License

RESEARCH

Open Access



Coping strategies and quality of life: a longitudinal study of high-grade glioma patient-caregiver dyads

Karine Baumstarck^{1,2*}, Olivier Chinot³, Emeline Tabouret³, Patrizia Farina³, Marilyne Barrié³, Chantal Campello³, Gregorio Petirena³, Zeinab Hamidou^{1,2} and Pascal Auquier^{1,2}

Abstract

Background: Among a sample of patient-informal caregiver dyads in the specific context of new diagnoses of high-grade glioma in the time-frame between diagnosis and the third month following diagnosis, we examine whether the coping strategies implemented by the patients and their caregivers influenced their own quality of life (QoL) and the QoL of their relatives.

Methods: Thirty-eight dyads with patients having recent diagnoses of high-grade glioma were involved in this longitudinal study. The self-reported data include QoL (Patient-Generated Index, EORTC QLQ-C30, and CareGiver Oncology Quality of Life), and coping strategies (BriefCOPE). Data were collected at T1 corresponding to the time-frame between diagnosis and postsurgical treatment initiation and T2 corresponding to the 3-month post-inclusion follow-up.

Results: Coping strategies based on social support and avoidance were the least used at baseline and the 3-month follow-up, both for patients and caregivers. At the 3-month follow-up, the use of social support at baseline was significantly related to lower scores of QoL for the patients and with higher QoL for the caregivers. For the patient, the use of problem-solving or positive thinking at baseline was not related to his/her QoL, while it was related to more satisfactory QoL scores for the caregiver. The use of avoidance at baseline was linked to a higher 3-month QoL for the patients and a lower 3-month QoL for the caregivers. Using the specific dyadic analyses (actor-partner interdependence model), the 3-month patient's QoL was lower ($\beta = -0.322$; $p = 0.03$) when the patient mobilized the social support strategy at baseline, but was higher ($\beta = 0.631$; $p < 10^{-3}$) when his/her informal caregiver used this strategy. After adjustment for sex, age, and baseline PGI score, the link between high use of the social support strategy at baseline by the caregiver and the patient's 3-month QoL, remained present (positive partner effect; $\beta = 0.675$; $p < 10^{-3}$).

Conclusion: The QoL for patients and their informal caregivers since the time of diagnosis is directly related to the use of coping strategies based on social support at time of diagnosis.

Keywords: High-grade gliomas, Caregivers, Dyads, Quality of life, Coping, Social support

* Correspondence: karine.baumstarck@univ-amu.fr

¹EA 3279 CReSS - Health Service Research and Quality of Life Center, Aix Marseille Université, School of medicine - La Timone Medical Campus, 27 bd Jean Moulin, F-13385 Marseille, cedex 05, France

²National Clinical research Quality of Life in Oncology Platform, Marseille, France

Full list of author information is available at the end of the article



Background

The diagnosis of a high-grade glioma diagnosis causes major lifestyle disruptions for both patients and their relatives. These disruptions have considerable social, emotional, psychological and physical consequences [1–3], leading to an significant quality of life (QoL) alteration [4–10].

Coping is commonly defined as the cognitive and behavioral efforts that are implemented to solve problems and reduce the stress that these problems may cause [11, 12]. Several coping strategies can be used in stressful situations [13]. The personal ability to cope has been shown to directly impact on the QoL of individuals. The nature of an individual's coping strategies may directly impact not only their own QoL, but also the QoL of the family caregiver. Previous studies have examined these effects in various contexts, such as when individuals have cancer [14, 15], severe mental diseases [16], or hearing impairment [17]. Coping strategies based on problem-solving or positive thinking appear to be associated with a better QoL, while coping strategies based on avoidance or social support appear to be a psychological risk factor for a lower QoL [18]. However, all such studies used observational and cross-sectional designs, which do not allow for causality inferences to be made between coping strategies and QoL.

Patients with high-grade gliomas and their family caregivers confront a disease characterized by a potentially short terminal trajectory and severe functional cognitive and neuropsychological sequelae that cause major lifestyle disruptions. The events immediately following a diagnosis impact specific domains in the life of the patient that differ from the impacted domains in the life of the family caregiver. Because of the rapid progression of the disease, patients and their family caregivers have a little time to adapt and must quickly develop specific coping strategies. For these reasons, there is an interest in studying the mechanisms of the interconnections within the patient-caregiver dyad in the specific context of the recent announcement of a high-grade glioma diagnosis. At present, it remains unknown whether an individual's coping strategies actually influence their QoL and that of his/her relatives over time.

Our sample includes patient-caregiver dyads in the specific context of new diagnoses of high-grade glioma in the time-frame between diagnosis and the first three months following diagnosis. In this sample, we examine whether the coping strategies implemented by the patients and their caregivers at the time of diagnosis influenced their patients' QoL and the QoL of their relatives. This study used the actor-partner interdependence model (APIM) [19].

Methods

Design and settings

We conducted a longitudinal study. The recruitment of patient-caregiver dyads was made in the Neuro-oncology

Department of the public Timone Hospital through the regional glioma cohort implemented near Marseille in the South of France. This cohort is part of the French "Site de Recherche Intégrée sur le Cancer (SIRIC) gliomas program", which is a research program that is certified by the French National Cancer Institute, at which all clinical teams work in the field of gliomas to form a better understanding of the pathology and to better identify efficient therapeutic approaches and improved care for patients suffering from gliomas (<http://fr.ap-hm.fr/cancerologie/recherche-et-essais-cliniques/siric-site-de-recherche-en-cancerologie>). In this study, we reported the data collected at the first two assessments: T1, corresponding to the time between diagnosis and postsurgical treatment initiation, and T2, corresponding to the 3-month post-inclusion follow-up. The rationale of the T2 time point relies on the first tumoral progression assessment (3 months post treatment).

Sample selection

The samples included patient-caregiver dyads. The patient inclusion criteria were as follows: 18 years of age or older; newly diagnosed with high-grade glioma (grades III and IV) according to the WHO classification; and willing to participate. The patient exclusion criteria were as follows: language barriers; refusal to participate; highly deteriorated health and/or cognition status based on the physician's opinion; and reticence of the medical staff to propose participation in the study due to the severity of the situation (deterioration of health status, troublesome socio-environmental situation, geographical distance, etc.). The inclusion criteria of the informal caregivers were as follows: 18 years of age or older; most involved person in the patient's life as defined by the patient; able to speak/read French; and willing to participate. The exclusion criteria of the informal caregivers were as follows: severe cognitive problems based on the physician's opinion. Written consent forms to participate were collected from every patient and caregiver.

Data collection

The baseline assessment (T1) was performed 2 to 6 weeks after surgery and before chemo/radiotherapy treatment initiation. For the patient, the following clinical data were gathered using medical records and examination by a senior oncologist/neurologist: type and grade of the glioma; initial WHO performance status; initial treatment plan; and cognitive dysfunction level (defined by a score of less than 24 according to the French version of the mini-mental state exam [20, 21], a widely used tool for the assessment of cognitive failure in clinical practice [22]).

The nature of the relationship between the patient and the informal caregiver was collected (romantic partner, child, or other). The age, gender, educational

level, marital status, and number of children were recorded for both the patient and his/her caregiver using self-report questions.

At inclusion (T1) and the 3-month follow-up (T2), quality of life and coping strategies were collected by means of self-reported questionnaires completed by the patients and the caregivers.

- Quality of life was assessed using the French version of the Patient-Generated Index (PGI) [23] for both the patient and the informal caregiver, as well as the French version of the EORTC QLQ-C30 [24] for the patients and the French version of the CareGiver Oncology Quality of Life (CarGOQoL) [25] for the caregivers. The PGI is a well-validated, generic, 15-item questionnaire that assesses the QoL of individuals in the areas most affected by the disease that were previously described as satisfactory for people with cancer [26]. A global index ranges from 0 (lowest QoL) to 100 (highest QoL). The QLQ-C30 version 3 is a well-validated, widely used, specific questionnaire that assesses the QoL of cancer patients, and it includes 30 items that describe five functional scales (physical, role, emotional, cognitive, and social), nine symptom scales, and a global health status scale. The scores for each scale/item range from 0 to 100. We used only the functional scale scores. A high score for a functional scale represents a high/healthy level of functioning. The CarGOQoL is a well-validated specific questionnaire for informal caregivers of cancer patients and includes 29 items describing 10 dimensions: psychological well-being, burden, relationship with health care, administration and finances, coping, physical well-being, self-esteem, leisure time, social support and private life. An index was computed. All dimension scores and the index are on scales of 0–100. A higher score indicates a better QoL.
- Coping strategies were assessed using the Brief Coping Orientation to Problems Experienced Scale (BriefCope) [27]. This questionnaire includes 28 items exploring 14 strategies: self-distraction, active coping, denial, substance use, emotional support use, instrumental support use, behavioral disengagement, venting, positive reframing, planning, humor, acceptance, religion, and self-blame. Confirmatory factor analyses have shown a satisfactory goodness of fit of the French version of the tool [28], encouraging a reduction to 4 dimensions that include social support, problem solving, avoidance, and positive thinking. Scores ranged from 0 to 100. High scores in these 4 dimensions reflect a high tendency to implement the corresponding coping strategies.

Statistical aspects

After descriptive analyses of the characteristics of patients and caregivers, QoL scores were computed using the algorithms provided by the developers of the tool. The scores of coping were provided in 4 scores. Comparisons between the scores of caregivers and patients (QoL, coping strategies, anxiety, and mood) were performed using the Wilcoxon test (in accordance with the distribution of the variables). To assess the relationships between the coping processes (BriefCope scores) used by the individuals (patients and caregivers) at baseline and QoL scores at the 3-month follow-up, two analyses were performed: i) correlations and multiple comparison corrections (false discovery rate); and ii) actor–partner interdependence model (APIM) to assess the dyadic effects of coping strategies on QoL (PGI scores) based on the hypothesis that the scores within the same dyad are not independent. The APIM was assessed using structural equation modeling [19]. This model is based on the fact that scores within the same dyad are not independent but instead are more similar than the scores of two individuals who are not in the same dyad. The APIM is useful for determining how parameters (QoL and coping strategies) among each participant (namely patients and caregivers) are influenced, not only by internal factors but also by factors related to the other member of the dyad. The APIM produces two actor effects (i.e., each person's QoL regressed on their own coping strategies) and two partner effects (i.e., each person's QoL regressed on the other person's coping strategies). Adjustment for age, sex, and baseline PGI score was performed.

Results

Sample

Between April 2014 and May 2016, 209 patients were eligible for inclusion in the cohort. Only 92 patients agreed to participate. The reasons for non-inclusion were as follows: language barriers (7), refusals (23), highly deteriorated health and/or cognition status (27), and reticence of the medical staff (43). The included individuals and the non-included patients were not different in terms of sex, age, or tumor grade. Of the 92 patients, 61 nominated a caregiver who agreed to participate; 61 of the 63 dyads completed the baseline questionnaire. Thirty-eight of the 61 dyads completed the 3-month follow-up. Therefore, the final sample was composed of 38 patient-caregiver dyads. The 38 complete dyads did not differ from the 23 incomplete dyads regarding gender, age, marital status, educational level, tumor grade, and relationship within the dyad. The main characteristics of the dyads are presented in Table 1. A flow chart is presented in Fig. 1.

Table 1 Characteristics of the sample

		Patients N = 38	
Gender	Women	37%	
Age	Median (IQR)	64 (49–71)	
Marital status	Couple	34	
	Single	4	
Educational level	Low (< 12 y)	17	
	High (> = 12 y)	20	
Days from diagnosis	Median (IQR)	39 (28–62)	
Tumor grade	III	5	
	GBM	33	
First treatment	Biopsy or surgery	30	
	Radiotherapy	34	
	Chemotherapy	38	
		Caregivers N = 38	p*
Gender	Women	68%	0.01
Age	Median (IQR)	60 (43–67)	NS
Marital status	Couple	32	NS
	Single	6	
Educational level	Low (< 12 y)	20	NS
	High (> = 12 y)	18	
Relationship with the patient	Romantic partner	30	
	Child	5	
	Friend, family member	3	

* p-value for comparisons between patients and caregivers

Coping strategies of the patients and caregivers

Patients used the four types of coping strategies at similar levels at the baseline assessment and at the 3-month follow-up (Fig. 2a). Strategies based on social support and avoidance were the least used and those based on problem-solving were the most used at the two assessments. The strategy most used by the caregiver was problem-solving, both at baseline and the 3-month follow-up. Though the avoidance strategy was the least used, it was used more often at the 3-month follow-up than at the baseline assessment (Fig. 2b). There were no differences between the baseline and 3-month follow-up results for patients and caregivers.

Relationships between coping strategies at baseline and quality of life at 3 months

The correlations between patient and caregiver scores for coping strategies used at the baseline assessment and the QoL assessment (EORTC QLQ-C30, CarGOQoL, and PGI scores) at the 3-month follow-up are detailed in Table 2. Incidental links were found. The baseline coping strategies was not similarly linked to patients and caregivers QoL at the 3-month assessment. The use of social support was significantly related to lower QoL scores (role functioning and social functioning scores of EORTC QLQ-C30; $\beta = -0.432$ and -0.485 , respectively) for the patients and with higher QoL scores (relationship with health care of CarGOQoL; $\beta = 0.350$) for the

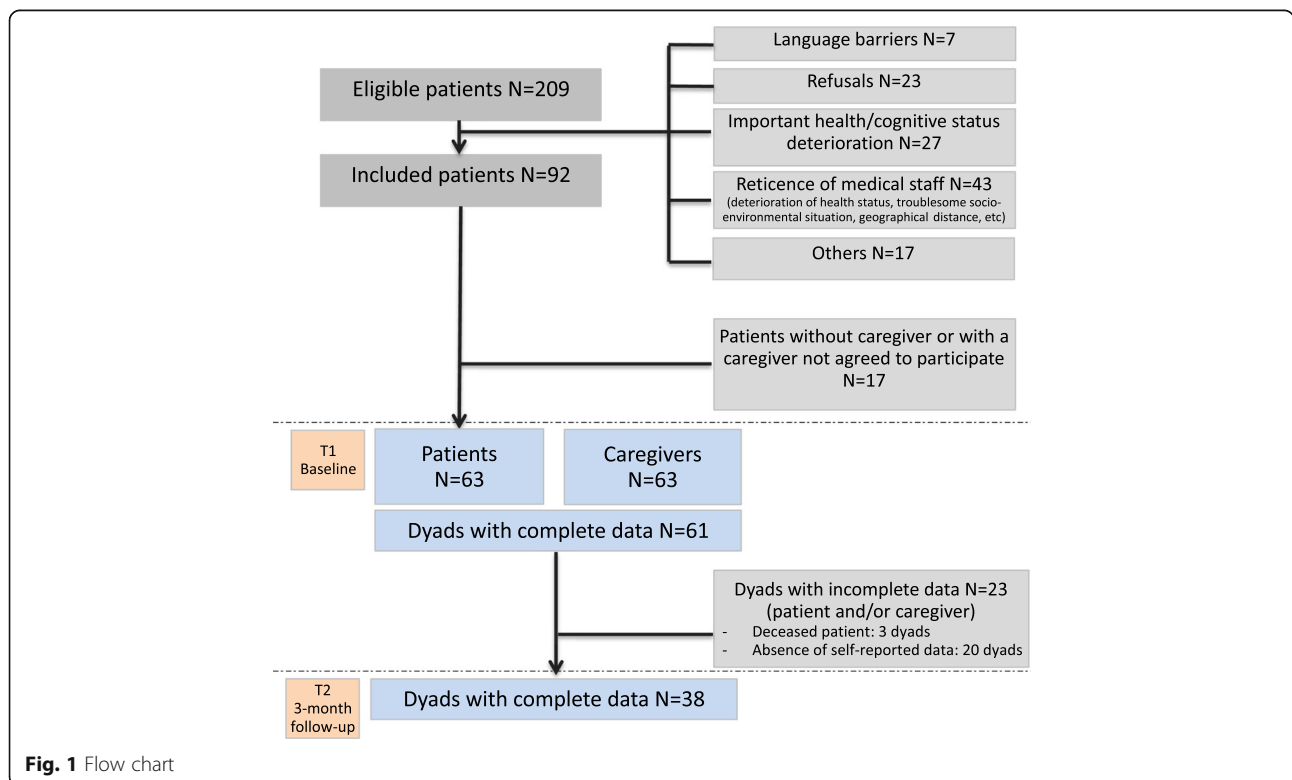


Fig. 1 Flow chart

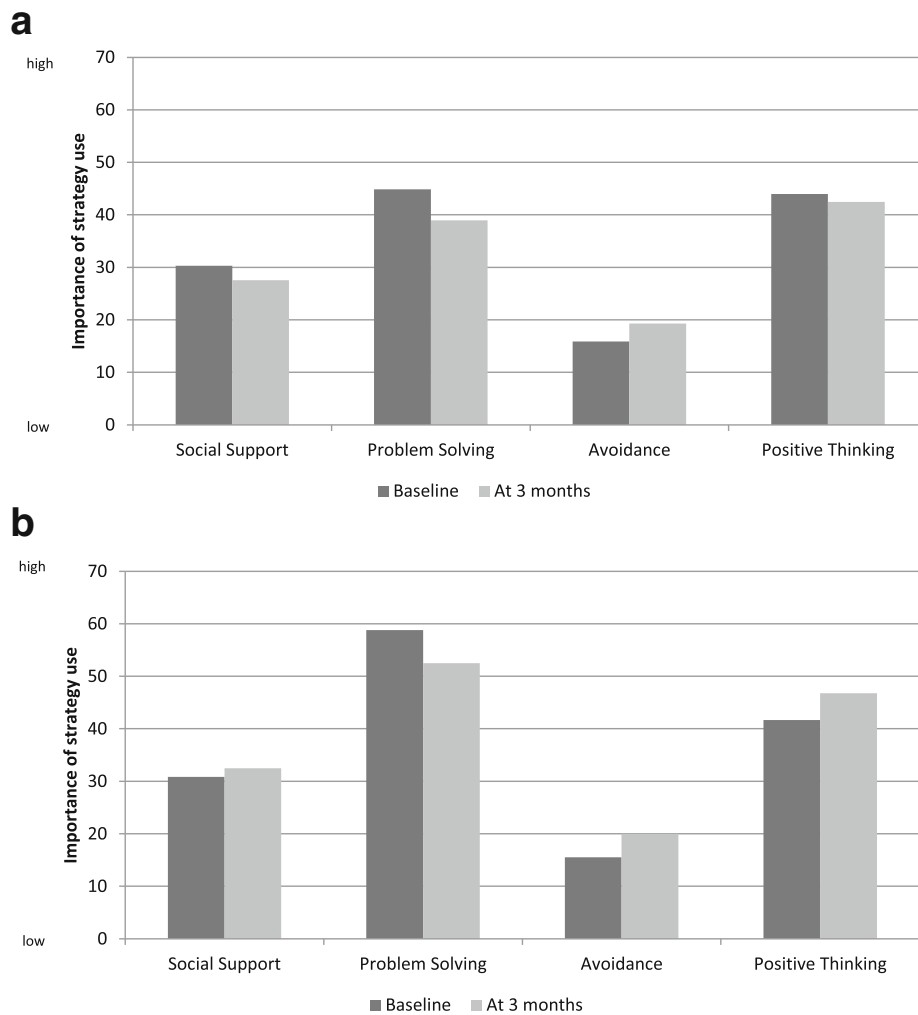


Fig. 2 Coping strategies used between baseline and the 3-month follow-up scores range from 0 to 100; High score reflects high implementation of the strategy). **a** Patients: all p -value > 0.05 (Wilcoxon paired test). **b** Caregivers: all p -value > 0.05 (Wilcoxon paired test)

caregivers. For the patient, the use of problem-solving or positive thinking was not related to his/her QoL, while it was related to more satisfactory QoL scores (coping score of CarGOQoL; $\beta = 0.404$) for the caregiver. The use of avoidance was linked to a higher QoL score (index PGI, physical function and role functioning dimensions of EORTC QLQ-C30; β from 0.419 to 0.434) for the patients and a lower QoL score (administration and finances, self-esteem, and private life dimensions of CarGOQoL; β from -0.481 to -0.415) for the caregivers. We found no correlation between the coping strategies used at the baseline assessment by the patient and the 3-month QoL (PGI index and CarGOQoL scores) of the caregiver, and we found no correlation between the coping strategies used at the baseline by the caregiver and the 3-month QoL (EORTC QLQ-C30 scores) of the patient, except one link: the use of social support by the caregiver at the baseline assessment was

associated with a higher 3-month PGI index of the patient ($\beta = 0.583$, $p < 0.001$). Expectedly, two coping strategies used by the caregiver at the baseline assessment (problem-solving and positive thinking) were linked to his/her 3-month QoL coping score of CarGOQoL; however no link was found between the use of social support by the caregiver and his/her coping score of CarGOQoL.

Using specific dyadic analyses that integrate the interdependence in two-person relationships, we showed, in Fig. 3, that the level of the patient's baseline QoL was positively linked with his/her own 3-month QoL and with the 3-month QoL of his/her caregiver (Fig. 3a). The study of the relationships among coping strategies used at the baseline assessment and the 3-month QoL highlighted links between the use of social support (not the use of the 3 other coping strategies) and QoL assessed by the PGI index. Without adjustment, the patient's 3-month QoL was lower when the patient used

Table 2 Correlations between coping strategies at baseline and quality of life at 3 months

	Coping strategies of the patient at baseline				Coping strategies of the caregiver at baseline			
	Social Support	Problem Solving	Avoidance	Positive Thinking	Social Support	Problem Solving	Avoidance	Positive Thinking
Patient's QoL at 3 months								
Index PGI	-0,375	0,037	0,434*	0,013	0,583**	-0,003	0,342	0,053
General Health Status	-0,21	0,021	0,074	0,133	-0,115	-0,009	-0,05	0,125
Physical Functioning	-0,303	0,086	0,432**	-0,092	-0,094	0,035	0,183	-0,102
Role Functioning	-0,432**	-0,037	0,419*	0,081	0,107	-0,22	0,113	-0,017
Emotional Functioning	-0,033	-0,018	-0,167	0,032	0,129	0,31	0,004	0,253
Cognitive Functioning	-0,166	0,197	0,163	-0,131	-0,023	-0,082	0,301	-0,073
Social Functioning	-0,485**	-0,002	0,289	0,002	0,134	-0,161	0,252	0,027
Caregiver's QoL at 3 months								
Index PGI	0,035	0,212	0,07	0,075	0,112	-0,033	0,039	0,228
Psychological well-being	0,199	0,034	-0,108	-0,067	0,083	0,23	-0,203	0,24
Burden	-0,304	0,19	0,083	0,175	0,075	-0,061	-0,268	0,073
Relationship with health care	0,108	-0,167	-0,192	-0,219	0,350*	-0,031	-0,058	-0,032
Administration and finances	-0,108	0,172	0,202	0,194	-0,056	0,152	-0,415**	-0,1
Coping	0,111	0,053	-0,132	0,211	0,197	0,404*	-0,065	0,512**
Physical well-being	0,022	0,053	0,182	-0,028	0,04	0,049	-0,181	0,126
Self-esteem	0,031	-0,233	-0,018	-0,025	-0,283	-0,155	-0,481**	-0,007
Leisures	0,086	-0,049	-0,024	0,088	0,252	0,174	-0,146	0,134
Social Support	-0,051	-0,019	0,168	0,101	0,209	-0,224	-0,111	-0,06
Private life	0,053	-0,067	-0,08	0,323	-0,048	0,257	-0,417*	0,061

* p -value < 0,05; ** p -value < 0,01
 Bold values indicate a p -value < 0,05

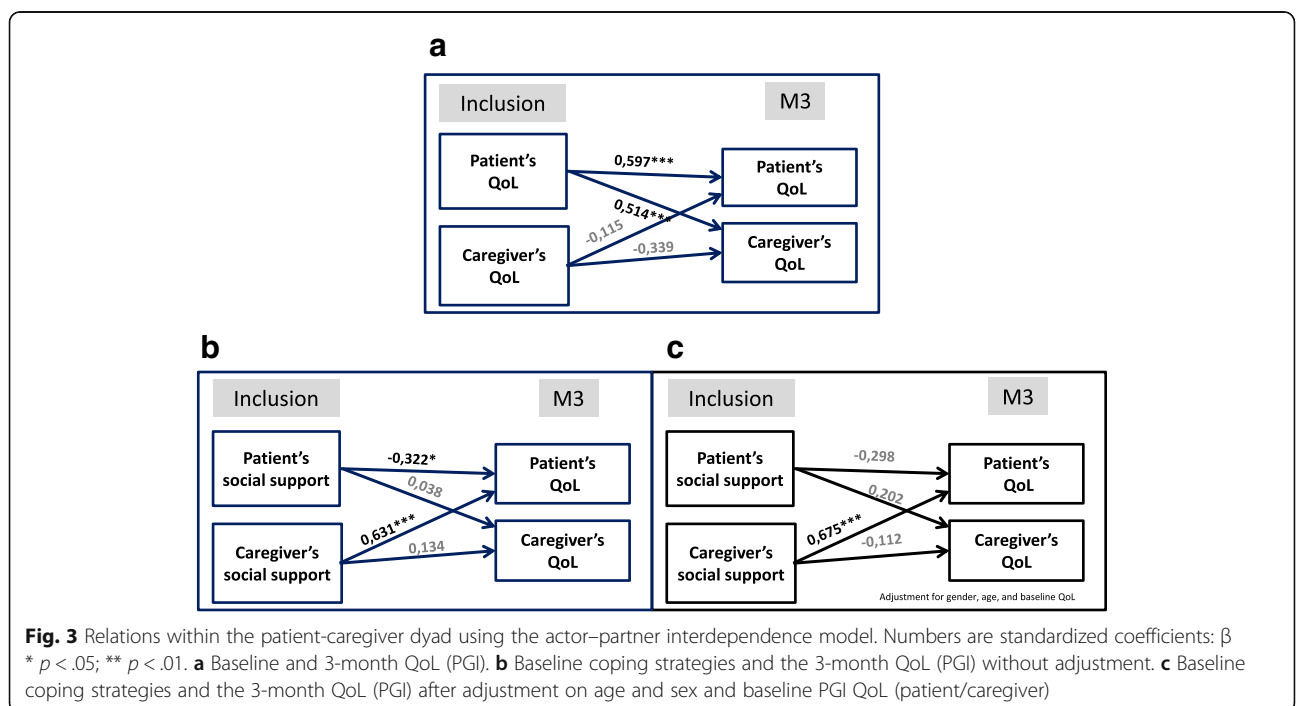


Fig. 3 Relations within the patient-caregiver dyad using the actor-partner interdependence model. Numbers are standardized coefficients: β * p < .05; ** p < .01. **a** Baseline and 3-month QoL (PGI). **b** Baseline coping strategies and the 3-month QoL (PGI) without adjustment. **c** Baseline coping strategies and the 3-month QoL (PGI) after adjustment on age and sex and baseline PGI QoL (patient/caregiver)

the social support strategy at baseline (effect of the use of a coping strategy on their own QoL; negative actor effect; $\beta = -0.322$; $p = 0.033$), but it was higher when his/her caregiver used this strategy (effect of the use of coping strategy on the other member of the dyad; positive partner effect; $\beta = 0.631$; $p < 10^{-3}$; Fig. 3b). After adjustment for sex, age, and baseline PGI score, the link between high use of the social support strategy at baseline by the caregiver and the patient's 3-month QoL, remained present (effect of the use of a coping strategy on the other member of the dyad; positive partner effect; $\beta = 0.675$; $p < 10^{-3}$; Fig. 3c). No actor or partner effects were found among the three other coping strategies (positive thinking, problem-solving, and avoidance) used at baseline and the QoL assessed 3 months later (data not illustrated).

Discussion

The main finding of this study indicates that the QoL of a patient with a newly diagnosed high-grade glioma, assessed away from the diagnosis, may be related not only to the coping strategy he/she mobilizes at the time of diagnosis but also to the coping strategies his/her caregivers mobilize. This observation was already described in cross-sectional studies in both the context of cancer [14, 29, 30] and various non-cancer related contexts [16, 17, 31, 32]. However, to our knowledge, no study has reported this phenomenon across longitudinal designs that nonetheless allow for causality inferences to be made between coping strategies and QoL.

This study found patients and their caregivers implement similar coping strategies. Limited amounts of data are available concerning the coping strategies used by people who are diagnosed with a high-grade glioma [33, 34]. This result suggests that people who know each other very well and who are faced with the same difficult event tend to cope with it similarly. Overall, at the time of the assessment, both mobilized active strategies based on problem-solving and positive thinking more than passive strategies based on looking for social support or avoidance. This trend, already described in the literature in other models of illness [15–17], was always present at the second assessment, 3 months following the diagnosis, during which a sequence of serious events occurs: information about poor prognosis, initiation of the first aggressive treatments, occurrence of serious adverse events due to the treatments, aggravation of disease symptoms, and possible progression of the disease. Because of the rapid progression of the disease, patients with high-grade gliomas and their caregivers only have a short time to adapt. Considering the successive events they endure during this short time, we might expect that individuals develop specific coping strategies over time [35]. However, the individuals did not change the nature of their coping strategies over time, except for the

caregivers who mobilized avoidance strategies more often at the second assessment than at the baseline assessment.

This study specifically highlights the distinctive role of the coping strategy based on social support in the self-reported QoL of the ill persons. First, unsurprisingly, the use of a coping strategy based on social support by the patient seemed to be negatively associated with a deterioration of his/her own QoL over time. This result may indicate that a patient who turns to external support to confront the events occurring after diagnosis probably feels badly compared to a patient who does not use social resources, likely due to stronger personal resources that enable him/her to better face the situation alone. To support this assertion, previous studies have described that patient profiles may differ for patients reporting perceived unmet and met needs for supportive care [36, 37].

In contrast, the use of a coping strategy based on social support by the caregiver seemed to positively impact the QoL of the cancer patient assessed away from diagnosis. Because cancer is considered a dyadic stressor, disruptions likewise affect the principal caregiver [38]. We hypothesize that a patient may feel better when he/she realizes that the second member of the dyad implemented social support coping strategies to brave this common, brutal, and tumultuous life event. Knowing that the caregiver is seeking support in this difficult life period may relieve the ill person. The two members of the dyad likely run in opposition “as communicating vessels”: when one of the members feels better, the second member may feel worse. Research has shown the importance of examining dyadic models, that investigate the ways in which the coping strategies implemented by one member influence outcomes in the other member of the dyad [39]. In this context, the dyadic perspective makes sense.

Because we found that the use of social support strategies may have different impacts on individuals' QoL depending on the member of the dyad (patient or caregiver), it is important to develop appropriate care services for these persons. Developing a better understanding of the ways in which patients and their relatives support each other and cope together during stressful situations may aid the development of dyad-focused psychological interventions [40, 41]. Future research will benefit from a greater focus on the interactions between patients and their relatives to address the ways a “couple” adapts and copes with a serious disease.

We must note the important role of social support centered on the caregiver. Though the suggestion of psychological support is now established as standard care for the cancer patient, it is time to make similar available to the caregiver. Because everything centers around the

patient, it is not always easy for caregivers to receive proper emotional support. An interpretative phenomenological analysis performed on partners of individuals with gliomas showed a relative reluctance of supportive care for various reasons: denial of supportive care need, fear of stigmatization sending back a weaker picture of him/her, and questioning of personal resources and self-esteem [42]. However, talking or sharing experiences with other cancer caregivers was shown as a way of helping them to cope with their situation [43].

Strengths and limitations

We must mention the representativeness of our sample because of the high proportion of non-included individuals. The neuro-oncologists involved in this project highlighted the difficulty in the assessment of newly diagnosed patients. Patients and caregivers must integrate a large amount of devastating information related to the severity of treatments and the potentially bad evolution of their health status that may occur over a short period of time. We hypothesize that the non-participants probably presented the most severe health and cognitive statuses (including death) were the most disinterested in clinical research issues, and had the most complex family patterns. This statement indicates that our findings may transcribe a partial picture of reality. The comparison of the included individuals and the non-included patients showing that they were not different in terms of sex, age, or tumor grade may be a reassuring element.

Due to the small sample size and low power, moderate associations were possibly missed, and adjustment according to confounding factors was constrained. The small sample size does not allow for a deeper investigation of several associations with QoL or coping, especially investigations regarding sociodemographics (educational level, marital status), disease progression (tumoral progression, metastasis), and the nature of the dyadic relationship. Due to the high variance found among individuals in each group on sociodemographic or clinical variables, we may hypothesize that the results should partially be linked to the specificities of our sample. A larger sample will allow for the confirmation of these findings. However, the specific dyadic analyses, based on APIM that integrates a conceptual view of interdependence in two-person relationships [44, 45], preferentially assesses effects within longitudinal designs, which provides more valid information. The small sample size it is not totally inconsistent with the use of structural equation modeling in the APIM analyses [46].

The delay of the second assessment (3 months after the disease diagnosis) should be considered short. Molassiotis et al. [34] reported that patients usually begin to organize their lives more, accept their limitations, and find ways to manage limitations at least

6 months following disease diagnosis. Reports at the first 3 months following the diagnosis remain interesting.

Conclusion

The QoL of patients and their natural caregivers three months after the time of diagnosis is directly related to the use of coping strategies based on social support at the time of diagnosis, but is not related to the use of coping strategies based on positive thinking, problem-solving, and avoidance. A better understanding of the ways in which patients and their relatives cope together may aid in the development of personalized, couple-focused psychological interventions.

Abbreviations

APIM: Actor–Partner Interdependence Model; Brief COPE: Brief Coping Orientation to Problems Experienced; CarGOQoL: CareGiver Oncology Quality of Life; EORTC: European Organisation for Research and Treatment of Cancer; PG: Patient-Generated Index; QLQ-C30: Quality of Life Questionnaire – Core 30; QoL: Quality of Life; SIRIC: Site de Recherche Intégrée sur le Cancer

Acknowledgements

The authors are grateful to all of the patients and the caregivers for their participation in the study. The authors thank Dominique Figarella (responsible-in-chief of the French Site de Recherche Intégrée sur le Cancer (SIRIC) gliomas program), Dominique David (President of the French Association of gliomas research, Association pour la Recherche sur les Tumeurs Cérébrales Sud-Est), Tanguy Leroy (psychologist), Céline Bequet and Severine Quéant (research clinic assistants) for their respective support.

Funding

This project was funded by the French ‘Site de Recherche Intégrée sur le Cancer (SIRIC) gliomas program’. This work was supported by the National Clinical Research Quality of Life in Oncology Platform labelled by the National Cancer Ligue and the French National Cancer Institute (Grant INCa-DGOS-Inserm 6038).

Availability of data and materials

The datasets used and/or analysed during the current study are available from the corresponding author on reasonable request.

Authors’ contributions

Conception and design: OC, PA. Study coordination: OC. Acquisition of data: OC, ET, PF, MB, CC, GP. Analysis of data: KB, ZH. Interpretation of data: KB, OC, PA. Drafting and writing of manuscript: KB, OC, PA. Revision and approval of final version of the manuscript: KB, OC, ET PF, MB, CC, GP ZH, PA. All authors read and approved the final manuscript.

Ethics approval and consent to participate

Regulatory monitoring has been performed in accordance with the French law that requires the approval of the French ethics committee (Comité de Protection des Personnes Sud Méditerranée II, 6/6/2014, reference number 2014-A00585–42). A written consent form was obtained for each participant.

Consent for publication

Not applicable.

Competing interests

The authors declare that they have no competing interests.

Publisher’s Note

Springer Nature remains neutral with regard to jurisdictional claims in published maps and institutional affiliations.

Author details

¹EA 3279 CEReSS - Health Service Research and Quality of Life Center, Aix Marseille Université, School of medicine - La Timone Medical Campus, 27 bd Jean Moulin, F-13385 Marseille, cedex 05, France. ²National Clinical research Quality of Life in Oncology Platform, Marseille, France. ³Department of Neuro-Oncology, Assistance Publique Hôpitaux de Marseille, Timone Hospital, 13005 Marseille, France.

Received: 8 January 2018 Accepted: 24 July 2018

Published online: 02 August 2018

References

- Catt S, Chalmers A, Fallowfield L. Psychosocial and supportive-care needs in high-grade glioma. *Lancet Oncol*. 2008;9:884–91.
- Soothill K, Morris SM, Harman JC, Francis B, Thomas C, McIlmurray MB. Informal carers of cancer patients: what are their unmet psychosocial needs? *Health Soc Care Community*. 2001;9:464–75.
- Cavers D, Hacking B, Erridge SC, Morris PG, Kendall M, Murray SA. Adjustment and support needs of glioma patients and their relatives: serial interviews. *Psychooncology*. 2013;22:1299–305.
- Veilleux N, Goffaux P, Boudrias M, Mathieu D, Daigle K, Fortin D. Quality of life in neurooncology—age matters. *J Neurosurg*. 2010;113:325–32.
- Piil K, Jakobsen J, Christensen KB, Juhler M, Jarden M. Health-related quality of life in patients with high-grade gliomas: a quantitative longitudinal study. *J Neuro-Oncol*. 2015;124:185–95.
- Dirven L, Aaronson NK, Heimans JJ, Taphoorn MJ. Health-related quality of life in high-grade glioma patients. *Chin J Cancer*. 2014;33:40–5.
- Brown PD, Decker PA, Rummans TA, et al. A prospective study of quality of life in adults with newly diagnosed high-grade gliomas: comparison of patient and caregiver ratings of quality of life. *Am J Clin Oncol*. 2008;31:163–8.
- Minaya Flores P, Berbis J, Chinot O, Auquier P. Assessing the quality of life among caregivers of patients with gliomas. *Neurooncol Pract*. 2014;1:191–7.
- Munoz C, Juarez G, Munoz ML, Portnow J, Fineman I, Badie B, Mamelak A, Ferrell B. The quality of life of patients with malignant gliomas and their caregivers. *Soc Work Health Care*. 2008;47:455–78.
- Janda M, Steginga S, Langbecker D, Dunn J, Walker D, Eakin E. Quality of life among patients with a brain tumor and their carers. *J Psychosom Res*. 2007;63:617–23.
- Folkman S, Moskowitz JT. Positive affect and the other side of coping. *Am Psychol*. 2000;55:647–54.
- Lazarus M, Folkman S. *Stress, appraisal and coping*. New York: Springer; 1984.
- Holahan CJ, Moos RH. Personal and contextual determinants of coping strategies. *J Pers Soc Psychol*. 1987;52:946–55.
- Baumstarck K, Leroy T, Hamidou Z, Tabouret E, Farina P, Barrie M, Campello C, Petřirena G, Chinot O, Auquier P. Coping with a newly diagnosed high-grade glioma: patient-caregiver dyad effects on quality of life. *J Neuro-Oncol*. 2016;129:155–64.
- Hamidou Z, Auquier P, Leroy T, Barlesi F, Salas S, Chinot O, Baumstarck K. Dyadic effects of coping strategies, time perspectives, and personality on the quality of life of cancer patients and their caregivers. *Psychooncology*. 2017;27(2):590–99.
- Boyer L, Baumstarck K, Alessandrini M, Hamidou Z, Testart J, Serres M, Arquilliere P, Auquier P, Leroy T, Zengidjian X. Emotional intelligence and coping strategies as determinants of quality of life in depressed patient-caregiver dyads: an actor-partner interdependence analysis. *Compr Psychiatry*. 2017;74:70–9.
- Lazzarotto S, Baumstarck K, Loundou A, Hamidou Z, Aghababian V, Leroy T, Auquier P. Age-related hearing loss in individuals and their caregivers: effects of coping on the quality of life among the dyads. *Patient Prefer Adherence*. 2016;10:2279–87.
- Baider L, Kaplan De-Nour A. Psychological distress and intrusive thoughts in cancer patients. *J Nerv Ment Dis*. 1997;185:346–8.
- Cook WL, Kenny DA. The actor-partner interdependence model: a model of bidirectional effects in developmental studies. *Int J Behav Dev*. 2005;29:101–9.
- Crum RM, Anthony JC, Bassett SS, Folstein MF. Population-based norms for the mini-mental state examination by age and educational level. *JAMA*. 1993;269:2386–91.
- Kalafat M, Hugonot-Diener L, Poitrenaud J. Standardisation et étalonnage français du « Mini Mental State » (MMS) version GRECO. *Rev Neuropsychol*. 2003;13:209–36.
- Hjermstad M, Loge JH, Kaasa S. Methods for assessment of cognitive failure and delirium in palliative care patients: implications for practice and research. *Palliat Med*. 2004;18:494–506.
- Botella M, Zenasni F, Pocard M, Gledill J, Rodary C. French adaptation of the patient generated index: metric characteristics and practical limitations. *Psycho-Oncologie*. 2007;2:131–40.
- Aaronson NK, Ahmedzai S, Bergman B, Bullinger M, Cull A, Duez NJ, Filiberti A, Flechtner H, Fleishman SB, de Haes JC, et al. The European Organization for Research and Treatment of Cancer QLQ-C30: a quality-of-life instrument for use in international clinical trials in oncology. *J Natl Cancer Inst*. 1993;85:365–76.
- Minaya P, Baumstarck K, Berbis J, Goncalves A, Barlesi F, Michel G, Salas S, Chinot O, Grob JJ, Seitz JF, et al. The CareGiver oncology quality of life questionnaire (CarGOQoL): development and validation of an instrument to measure the quality of life of the caregivers of patients with cancer. *Eur J Cancer*. 2012;48:904–11.
- Aburub AS, Mayo NE. A review of the application, feasibility, and the psychometric properties of the individualized measures in cancer. *Qual Life Res*. 2017;26:1091–104.
- Muller L, Spitz E. Multidimensional assessment of coping: validation of the brief COPE among French population. *Encephale*. 2003;29:507–18.
- Baumstarck K, Alessandrini M, Hamidou Z, Auquier P, Leroy T, Boyer L. Assessment of coping: a new french four-factor structure of the brief COPE inventory. *Health Qual Life Outcomes*. 2017;15:8.
- Brunault P, Champagne AL, Huguet G, Suzanne I, Senon JL, Body G, Rusch E, Magnin G, Voyer M, Reveillère C, Camus V. Major depressive disorder, personality disorders, and coping strategies are independent risk factors for lower quality of life in non-metastatic breast cancer patients. *Psychooncology*. 2016;25:513–20.
- Carmack Taylor CL, Badr H, Lee JH, Fossella F, Pisters K, Gritz ER, Schover L. Lung cancer patients and their spouses: psychological and relationship functioning within 1 month of treatment initiation. *Ann Behav Med*. 2008;36:129–40.
- Mohamadi A, Davoodi-Makinejad M, Azimi A, Nafissi S. Personality characteristics in MS patients: the role of avoidant personality. *Clin Neurol Neurosurg*. 2016;144:23–7.
- D'Onofrio G, Simeoni M, Rizza P, Caroleo M, Capria M, Mazzitello G, Sacco T, Mazzuca E, Panzino MT, Cerantonio A, et al. Quality of life, clinical outcome, personality and coping in chronic hemodialysis patients. *Ren Fail*. 2017;39:45–53.
- Sterckx W, Coolbrandt A, Dierckx de Casterle B, Van den Heede K, Decruyenaere M, Borgenon S, Mees A, Clement P. The impact of a high-grade glioma on everyday life: a systematic review from the patient's and caregiver's perspective. *Eur J Oncol Nurs*. 2013;17:107–17.
- Molassiotis A, Wilson B, Brunton L, Chaudhary H, Gattamaneni R, McBain C. Symptom experience in patients with primary brain tumours: a longitudinal exploratory study. *Eur J Oncol Nurs*. 2010;14:410–6.
- Schubart JR, Kinzie MB, Farace E. Caring for the brain tumor patient: family caregiver burden and unmet needs. *Neuro-Oncology*. 2008;10:61–72.
- John DA, Kawachi I, Lathan CS, Ayanian JZ. Disparities in perceived unmet need for supportive services among patients with lung cancer in the Cancer care outcomes research and surveillance consortium. *Cancer*. 2014;120:3178–91.
- Fischbeck S, Imruck BH, Blettner M, Weyer V, Binder H, Zeissig SR, Emrich K, Friedrich-Mai P, Beutel ME. Psychosocial care needs of melanoma survivors: are they being met? *PLoS One*. 2015;10:e0132754.
- Badr H, Carmack CL, Kashy DA, Cristofanilli M, Revenson TA. Dyadic coping in metastatic breast cancer. *Health Psychol*. 2010;29:169–80.
- Randall AK, Bodenmann G. The role of stress on close relationships and marital satisfaction. *Clin Psychol Rev*. 2009;29:105–15.
- Vanderwerker LC, Laff RE, Kadan-Lottick NS, McColl S, Prigerson HG. Psychiatric disorders and mental health service use among caregivers of advanced cancer patients. *J Clin Oncol*. 2005;23:6899–907.
- Tiemensma J, Kaptein AA, Pereira AM, Smit JW, Romijn JA, Biermasz NR. Coping strategies in patients after treatment for functioning or nonfunctioning pituitary adenomas. *J Clin Endocrinol Metab*. 2011;96:964–71.
- Delepau E, Leroy T, Peyla P, Boyer L, Chinot O, Auquier P, Baumstarck K. Reluctance of supportive care among partners of individuals with gliomas:

contribution of an interpretative phenomenological analysis. *Ann Med Psychol.* 2017;176(5):448–55.

43. Strang S, Strang P. Spiritual thoughts, coping and 'sense of coherence' in brain tumour patients and their spouses. *Palliat Med.* 2001;15:127–34.
44. Kashy DA, Kenny DA. The analysis of data from dyads and groups. *Handbook of research methods in social psychology.* New York: Cambridge University Press; 1999.
45. Campbell LJ, Kashy DA. Estimating actor, partner, and interaction effects for dyadic data using PROC MIXED and HLM5: a brief guided tour. *Pers Relat.* 2002;9:327–42.
46. Ledermann T, Kenny DA. Analyzing dyadic data with multilevel modeling versus structural equation modeling: a tale of two methods. *J Fam Psychol.* 2017;31:442–52.

Ready to submit your research? Choose BMC and benefit from:

- fast, convenient online submission
- thorough peer review by experienced researchers in your field
- rapid publication on acceptance
- support for research data, including large and complex data types
- gold Open Access which fosters wider collaboration and increased citations
- maximum visibility for your research: over 100M website views per year

At BMC, research is always in progress.

Learn more biomedcentral.com/submissions

