



HAL
open science

Chiral sound waves in strained Weyl semimetals

Maxim N. Chernodub, María A. H. Vozmediano

► **To cite this version:**

Maxim N. Chernodub, María A. H. Vozmediano. Chiral sound waves in strained Weyl semimetals. Physical Review Research, 2019, 1, pp.032040. 10.1103/PhysRevResearch.1.032040 . hal-02109227

HAL Id: hal-02109227

<https://hal.science/hal-02109227>

Submitted on 9 Nov 2020

HAL is a multi-disciplinary open access archive for the deposit and dissemination of scientific research documents, whether they are published or not. The documents may come from teaching and research institutions in France or abroad, or from public or private research centers.

L'archive ouverte pluridisciplinaire **HAL**, est destinée au dépôt et à la diffusion de documents scientifiques de niveau recherche, publiés ou non, émanant des établissements d'enseignement et de recherche français ou étrangers, des laboratoires publics ou privés.

Chiral sound waves in strained Weyl semimetals

M. N. Chernodub^{1,2} and María A. H. Vozmediano³

¹*Institut Denis Poisson UMR 7013, Université de Tours, Tours, 37200, France*

²*Laboratory of Physics of Living Matter, Far Eastern Federal University, Sukhanova 8, Vladivostok, 690950, Russia*

³*Instituto de Ciencia de Materiales de Madrid, CSIC, Cantoblanco, Madrid, 28049, Spain.*

(Dated: December 17, 2019)

We show that a strained wire of a Weyl semimetal supports a new type of gapless excitation, the chiral sound wave (CSW). It is a longitudinal charge density wave analog to the chiral magnetic wave predicted in the quark-gluon plasma but driven by an elastic axial pseudo-magnetic field. It involves the axial-axial-axial contribution to the chiral anomaly which couples the chiral charge density to the elastic axial gauge field. The chiral sound is unidirectional: it propagates along the elastic magnetic field and not in the opposite direction. The CSW may propagate for long distances as it does not couple directly to quickly dissipating electromagnetic plasmons, while its damping is controlled by the slow chirality flip rate. We propose an experimental setup to directly detect the chiral sound, which is excited by mechanical vibrations of the crystal lattice in the GHz frequency range. Our findings contribute to a new trend, the chiral acoustics, in strained Weyl semimetals.

The low energy electronic excitations of Dirac and Weyl semimetals in three dimensions are Weyl fermions [1–6]. Despite the complexity of the band structure of real materials they have been providing evidences of high energy phenomena often related to quantum anomalies, in particular, experimental evidences for the chiral anomaly [7–11] and the chiral magnetic effect [12] have been reported in semimetals [13–17]. More recently, the gravitational [18, 19], conformal [20–23] and torsional [24] anomalies have also been incorporated to the play. Directly related to the chiral anomaly there is a prediction in the physics of the quark–gluon plasma, of the existence of a collective excitation called chiral magnetic wave [25] which have eluded experimental detection so far due to its strong hybridization with the plasmons [26]. The CMW is a collective, gapless excitation of the electronic fluid which corresponds to a coherent propagation of electric and chiral density waves coupled together by the chiral magnetic effect. In this work we propose a new type of gapless excitation in strained Weyl semimetals, the chiral sound wave which can be easier to detect than its magnetic counterpart.

The chiral sound wave. Lattice deformations couple to electronic degrees of freedom of Weyl materials in the form of elastic gauge fields constructed with the deformation tensor. The construction of elastic gauge fields in three dimensional (3D) Weyl semimetals (WSM) in [27] has been followed by a number of works analyzing their physical consequences [28–38]. An experimental realization of elastic gauge fields in a WSM has appeared recently [39]. The most interesting feature of these elastic gauge fields is that they couple to the two chiralities with opposite signs, *i. e.*, they are axial pseudo-gauge fields.

In a general case, for a Weyl semimetal with two Weyl nodes separated in momentum space by a vector \mathbf{b} , the axial gauge field induced by an elastic deformation of the lattice described by the displacement vector \mathbf{u} is given,

in a simplified form, by the following equation [27]

$$A_i^5 = \beta u_{ij} b^j, \quad (1)$$

where u_{ij} is the strain tensor [40]:

$$u_{ij}(x) = \frac{1}{2}(\partial_i u_j + \partial_j u_i), \quad (2)$$

and β is a Gruneisen parameter. The axial electric and magnetic fields are defined in the standard way, respectively: $B^{i5} = \frac{1}{2}\epsilon^{ijk}\partial_j A_k^5$, $E_i^5 = -\partial_t A_i$. To simplify notations, we work in units $\hbar = c = 1$.

These fields lead to the nonconservation of the axial charge via axial-axial-axial (AAA) triangle anomaly [18]:

$$\partial_\mu j_5^\mu = \frac{1}{24\pi^2} F_{5,\mu\nu} \tilde{F}_5^{\mu\nu} \equiv \frac{1}{3} \cdot \frac{1}{2\pi^2} \mathbf{E}_5 \cdot \mathbf{B}_5, \quad (3)$$

where $\tilde{F}_5^{\mu\nu} = 1/2\epsilon^{\mu\nu\alpha\beta} F_{5,\alpha\beta}$ and $j_5^\mu = j_L^\mu - j_R^\mu$ is the axial current. The corresponding diagram is shown in Fig. 1.

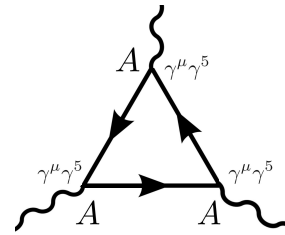


FIG. 1. The triangular diagram for the AAA anomaly (3).

In the presence of a chiral imbalance, the AAA triangle anomaly (3) leads to the generation of an axial current \mathbf{j}_5 along the direction of the axial magnetic field \mathbf{B}_5 :

$$\mathbf{j}_5 = \frac{\mu_5}{2\pi^2} \mathbf{B}_5, \quad (4)$$

where $\mu_5 = (\mu_L - \mu_R)/2$ is the chiral (axial) chemical potential that encodes the difference in the Fermi levels at the left-handed (μ_L) and right-handed (μ_R) Weyl cones. The usual (vector) chemical potential is $\mu = (\mu_L + \mu_R)/2$.

Let us fix the axial magnetic field along the z axis, $\mathbf{B}_5 = (0, 0, B_5^z)$ and consider the propagation of the axial current along the magnetic field, $\mathbf{j}_5 = (0, 0, j_5^z)$. For a static stress, the axial electric field vanishes, $\mathbf{E}_5 = 0$, and the axial charge in Eq. (3) is conserved:

$$\frac{\partial \rho_5}{\partial t} + \frac{\partial j_5^z}{\partial z} = 0, \quad (5)$$

where $\rho_5 \equiv j_5^0$ is the chiral charge density. For weak axial-magnetic field background fields, $|B_5| \ll \min(T^2, \mu^2)/v_F^2$, the chiral density is determined, in thermodynamic equilibrium, by the chemical potentials μ and μ_5 , the temperature T , and the Fermi velocity v_F :

$$\rho_5 = \frac{\mu_5}{3v_F^3} \left(T^2 + \frac{3\mu^2}{\pi^2} \right) + \frac{\mu_5^3}{3\pi^2 v_F^3}. \quad (6)$$

For small perturbations in the axial charge density, $\mu_5 \ll \max(\mu, \pi T)$, the last term in Eq. (6) may be neglected. Combining Eqs. (4) and (5) with the linearized Eq. (6), we get that the axial-density perturbations in the long-wavelength limit obey the equation:

$$\left(\frac{\partial}{\partial t} + v_{\text{CSW}} \frac{\partial}{\partial z} \right) \rho_5 = 0, \quad (7)$$

which supports gapless solutions $\rho_5(t, z) = f(z - v_{\text{CSW}}t)$ propagating with velocity

$$v_{\text{CSW}} = \frac{3B_5 v_F^3}{2(\pi^2 T^2 + 3\mu^2)} \quad (\text{weak } B_5), \quad (8)$$

along the axis of the axial magnetic field.

In the opposite limit of a strong axial magnetic field, $|B_5| \gg [\max(T^2, \mu^2)/v_F^2]$, the system enters the quantum limit where only the lowest Landau level is occupied, and the chiral density is simply

$$\rho_5 = \frac{|B_5| \mu_5}{2\pi^2 v_F}. \quad (9)$$

In this case the velocity of the mode (7) equals the Fermi velocity: $v_{\text{CSW}} = (\text{sign } B_5)v_F$.

An important feature of this chiral sound is that its propagation is strictly unidirectional: the wave propagates only in the positive direction along the axis of the pseudo magnetic field and not in the opposite way. We call this new gapless mode the *Chiral Sound Wave* (CSW). The CSW has a linear dispersion, $\omega = v_{\text{CSW}} \mathbf{n} \mathbf{k}$, where $\mathbf{n} \equiv \mathbf{B}_5/B_5$ is the unit vector pointing into the direction of the elastic magnetic field \mathbf{B}_5 .

Our derivation of the CSW follows exactly that of the chiral magnetic wave [25] replacing the magnetic field \mathbf{B} by the elastic pseudomagnetic field \mathbf{B}_5 . Hence, our wave does not couple to the electromagnetic fields at linear order and does not mix with the quickly dissipating plasmon modes. The CSW propagates longer and dissipates slower than the chiral magnetic wave [26].

Experimental setup. Interplay of chiral and ordinary phonons. Consider a long straight rod of length L and radius R made of a Weyl semimetal. We choose the z -axis along the symmetry axis of the rod and twist it uniformly about this direction. The degree of the twist is given by the torsion angle θ which determines the angle of the rotation of the rod φ per its unit length: $\theta = \partial\varphi/\partial z$. For $|\theta|R \ll 1$, the twist induces the strain $u_x = -\theta yz$, $u_y = \theta xz$, and $u_z = 0$. According to Eq. (2), the strain tensor for the twisted rod has only two nonzero components: $u^{xz} = -\theta y/2$ and $u^{yz} = \theta x/2$.

Consider a rod with the symmetry axis along the direction of the internode vector $\mathbf{b} \equiv b \mathbf{e}_z$ as shown in Fig. 2. In this case the elastic gauge field takes the form $\mathbf{A}_5 = (-y, x, 0)\theta b/2$, and the corresponding axial pseudomagnetic field is $\mathbf{B}_5 = \theta \mathbf{b}$, in the *interior* (bulk) of the rod. As it was discussed in [28], a flux of the same magnitude and opposite direction will be generated at the surface such that the total flux through the cross-section of the rod is zero. We discuss only the bulk effects.

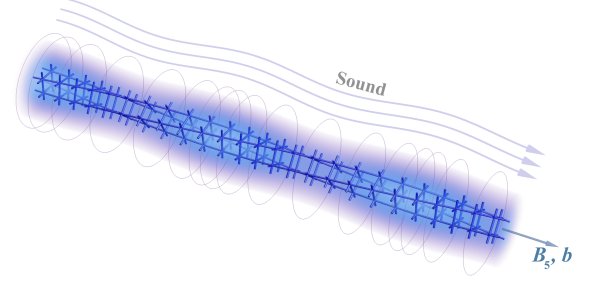


FIG. 2. The chiral sound propagates unidirectionally along the axis of the strain-induced pseudo-magnetic \mathbf{B}_5 field.

Longitudinal vibrations of the lattice (standard phonons), will induce an axial electric field parallel to the pseudo-magnetic field thus activating the AAA chiral anomaly in Eq. (3). In such a way, standard longitudinal phonons will couple with the chiral phonons. This is the basis of the proposal for the experimental setup to hear the chiral sound due to the elastic deformations of the Weyl crystal.

The elastic deformation $u^z(t, \mathbf{x})$ of the crystal lattice affects the axial current j_5^t via Eq. (3):

$$\frac{\partial \rho_5}{\partial t} + \frac{\partial j_5^z}{\partial z} = -\frac{\theta b^2}{6\pi^2} \frac{\partial^2 u^z}{\partial t \partial z} - \frac{\rho_5}{\tau_5} \quad (10)$$

where the last term accounts for the relaxation of the chiral charge via inter-valley transitions with the characteristic time τ_5 .

The axial current, in turn, affects the propagation of the ordinary phonons. The electron-phonon interaction is described by the Hamiltonian [27]

$$H_{\text{int}} = \kappa \bar{\psi} \mathbf{A}_5 \gamma^5 \psi = \kappa j_5^z A_5^z = \kappa b j_5^z \frac{\partial u^z}{\partial z}, \quad (11)$$

where we have used the explicit form of the elastic field (1). The wave equation for longitudinal phonons

propagating along the z axis is given by a variation of a phonon Hamiltonian with respect to the deformation u^z :

$$\left(\frac{1}{v_s^2} \frac{\partial^2}{\partial t^2} - \frac{\partial^2}{\partial z^2} \right) u^z + \kappa b \frac{\partial j_5^z}{\partial z} = 0, \quad (12a)$$

$$v_s = \sqrt{\frac{3B+4G}{3\rho}}, \quad \kappa = \frac{3\beta}{3B+4G}. \quad (12b)$$

The standard wave equation for the longitudinal sound waves (12a) contains the unusual contribution from the last term originating from the interaction (11) of the elastic deformation with the axial current. Here $v_s \equiv v_L$ is the longitudinal velocity in the absence of the elastic twist, B and G are, respectively, the bulk and shear moduli of the Weyl crystal, and ρ is its density [40].

In Eqs. (10) and (12a), the z component of the axial current j_5^z is related to the axial charge density ρ_5 via the transport law Eq. (4) generated by the AAA triangle:

$$j_5^z = v_{\text{CSW}} \rho_5, \quad v_{\text{CSW}} = \frac{3\theta b v_F^3}{2(\pi^2 T^2 + 3\mu^2)}, \quad (13)$$

where v_{CSW} is the velocity of the chiral sound wave (8). Equations (10), (12), and (13) describe the mixed propagation of chiral and ordinary phonons.

Propagating modes. Sound attenuation. Consider the plane wave solutions for both ordinary: $u_k^z(t, z) = u_k^z e^{-i\omega t + ikz}$ and chiral phonons: $\rho_{5,k}(t, z) = \rho_{5,k} e^{-i\omega t + ikz}$, respectively. According to Eqs. (10), (12), and (13), their amplitudes are fixed by

$$\hat{M} V_k = 0, \quad V_k = \begin{pmatrix} u_k^z \\ \rho_{5,k} \end{pmatrix}, \quad (14)$$

where the mixing matrix is

$$\hat{M} = \begin{pmatrix} \omega^2 - v_s^2 k^2 & -i\kappa b v_{\text{CSW}} v_s^2 k \\ \frac{i\theta b^2}{6\pi^2} k \omega & \omega - v_{\text{CSW}} k + \frac{i}{\tau_s} \end{pmatrix}. \quad (15)$$

The various branches of the energy dispersion $\omega = \omega(k)$ are determined by the requirement that the determinant of the matrix Eq. (15) vanishes:

$$[(\omega + i\nu_s)^2 - v_s^2 k^2] (\omega + i\nu_5 - v_{\text{CSW}} k) - v_p^2 \omega k^2 = 0, \quad (16)$$

where we have added a sound attenuation rate $\nu_s = 1/\tau_s$ which accounts any source of the (ultra)sound dissipation other than the scattering of the chiral and ordinary phonons (for simplicity we neglect possible anisotropies of the sound attenuation). According to Eq. (16), the strength of the mixing between the ordinary and chiral phonons is given by the parameter

$$v_p = v_s \sqrt{\frac{\kappa \theta v_{\text{CSW}} b^3}{6\pi^2}}, \quad (17)$$

which has the dimension of velocity (m/s).

The inter-valley scattering rate $\nu_5 = 1/\tau_5$, the velocity of the longitudinal sound v_s , and the sound attenuation rate ν_s are, basically, strain-independent parameters

which are determined by the crystal and electronic structure of a particular Weyl semimetal. On the contrary, the velocity v_{CSW} of the chiral phonons and the coupling v_p^2 between the chiral phonons and the ordinary phonons are strain-dependent quantities linearly proportional to the twisting angle θ . In the long-wavelength limit, $k \rightarrow 0$, the solutions of Eq. (16) decouple into three branches. The first branch corresponds to the chiral sound which carries fluctuations of the axial charge coupled to the elastic deformations (elastic sound waves):

$$\omega = v_{\text{CSW}} k - i\nu_5, \quad (18)$$

and the amplitude (14)

$$V_k^{\text{CSW}} = \frac{1}{N_{\text{CSW}}} \begin{pmatrix} -ib\kappa v_{\text{CSW}} v_s^2 \\ (\nu_5 - \nu_s)^2 \end{pmatrix} (1 + O(k)), \quad (19)$$

where N_{CSW} is a normalization factor. It is important to note that the propagating ($k \neq 0$) chiral sound is always accompanied by the usual longitudinal sound wave due to the nonzero upper component in the amplitude (19). The chiral sound will in turn affect the dispersion relation of ordinary phonons, a direct measurable effect.

The long-wavelength solutions of Eq. (16) include also two branches of the standard acoustic phonons which propagate in both senses along \mathbf{B}_5 with the dispersion:

$$\omega = \pm v_{\text{ac}} k - i\nu_s. \quad (20)$$

The velocity of the acoustic phonons,

$$v_{\text{ac}} = \sqrt{v_s^2 - \frac{\nu_s}{\nu_5 - \nu_s} v_p^2}, \quad (21)$$

is affected by the presence of the chiral phonons via the ‘‘mixing velocity’’ $v_p = v_p(\theta)$, given in Eq. (17).

The amplitude (14) of the acoustic branches (20) is

$$V_k^{\text{ac}} = \frac{1}{N_{\text{ac}}} \begin{pmatrix} 6\pi^2(\nu_5 - \nu_s) \\ i\theta b^2 \nu_s k \end{pmatrix} (1 + O(k)), \quad (22)$$

where N is an appropriate normalization. The mixing of the acoustic phonons and chiral density fluctuations vanishes in the strict long-wavelength limit $k \rightarrow 0$. In this limit, the dissipation of the chiral sound wave (18) and the two acoustic branches (20) is given by the inter-valley ν_5 and sound ν_s dissipation rates, respectively.

A numerical analysis of the dispersions of the three phonon branches made with the standard parameters of TaAs is shown in Fig. 3. There are two main regimes of propagation set by the scale of the momentum k .

At low momenta k , the linear phonon branches (21) exist at sufficiently low strains θ . These branches disappear at the critical strain defined by the equation $v_{\text{CSW}} \theta_c = 6\pi^2(\nu_5 - \nu_s)/(\kappa b^3 \nu_s)$ above which the long-wavelength acoustic phonons acquire a quadratic dispersion, $\omega \sim k^2$. The dispersion of the chiral phonons remains linear.

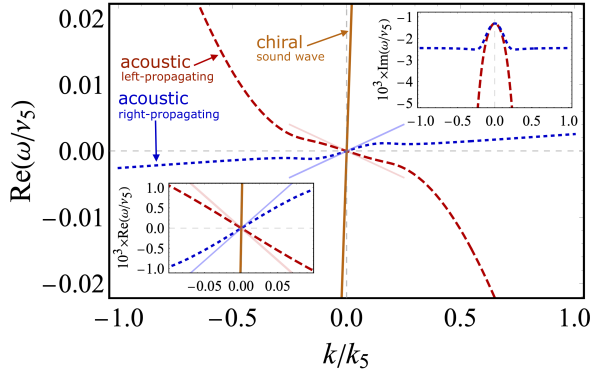


FIG. 3. The dispersions $\omega = \omega(k)$ of the chiral phonon (the solid orange line) and two branches of the acoustic phonons (the red dashed and blue dotted lines) for the Weyl semimetal TaAs subjected to a strong strain ($v_{\text{CSW}} = v_F$ in the quantum limit) with a weak acoustic-chiral phonon mixing $v_p^2 = 0.1v_F^2$. Other parameters are given in Table I. The momentum k is plotted in units of $k_5 = \nu_5/v_F$. A zooming of the long-wavelength region of the real part of the dispersions is shown in the left inset. The right inset shows the imaginary part of these dispersions. The light solid lines depict the real parts of the dispersions for an unstrained ($\theta = 0$) semimetal.

At larger momentum k , the dispersions of all three branches, the chiral-like ($\ell = 0$) and the acoustic-like ($\ell = \pm$), become linear again:

$$\omega = v_\ell k - i\nu_\ell, \quad \ell = 0, \pm, \quad (23)$$

where the velocities v_ℓ are the roots of the equation:

$$v^3 - v_{\text{CSW}}v^2 - (v_p^2 + v_s^2)v + v_{\text{CSW}}v_s^2 = 0. \quad (24)$$

The velocities v_ℓ are, in general, different if $v_p \neq 0$.

If the mixing between the chiral and acoustic phonons is small ($v_p \ll v_s$ and $v_p \ll v_{\text{CSW}} \ll v_s$ with $v_s \neq v_{\text{CSW}}$), the velocities of all three branches are as follows:

$$v_0 = v_{\text{CSW}} + \frac{v_{\text{CSW}}}{v_{\text{CSW}}^2 - v_s^2}v_p^2 + O(v_p^4), \quad (25a)$$

$$v_\pm = \pm v_s - \frac{1}{2(v_{\text{CSW}} \mp v_s)}v_p^2 + O(v_p^4). \quad (25b)$$

Equations (25) imply that the velocities of the acoustic phonons in opposite directions of the rod after mixing with the CSW will differ by an amount proportional to the magnitude and the sign of the twist θ :

$$\delta v = |v_+| - |v_-| \simeq v_p^2/v_s. \quad (26)$$

Here we used Eqs. (12) and (17), and assumed that $v_{\text{CSW}} \ll v_s$, in accordance with an experimentally relevant case discussed below. As we can see in Fig. 3, in the long-wavelength regime the velocity split becomes less pronounced, while the counter-propagating acoustic waves appear to have unequal dissipation rates due to the different coupling to the chiral phonons.

The magnitude of the typical parameters for the Weyl semimetal TaAs is given in Table I [5, 16, 41].

TaAs					
quasiparticles		phonons			
v_F (m/s)	ν_5 (1/s)	v_s (m/s)	ν_s (1/s)	v_s/v_F	ν_s/ν_5
3×10^5	2×10^9	4.8×10^3	2.6×10^6	1.6×10^{-2}	1.3×10^{-3}

TABLE I. Typical reference parameters for the TaAs semimetal: shown are the Fermi velocity $v_F \equiv v_z$ in the W1 pocket along the z axis and the $v_s \equiv v_{zz}$ velocity for the longitudinally polarized ultrasound along the same z axis.

Taking the separation $|2\mathbf{b}| \simeq 0.3 \text{ \AA}^{-1}$ for the Weyl nodes of TaAs, we estimate $B_5 \simeq 17 \text{ mT}$ for a 1° twist of $L = 1 \mu\text{m}$ long wire corresponding to the torsion angle $\theta = \frac{2\pi}{360} \frac{1}{L} \simeq 1.7 \times 10^4 \text{ m}^{-1}$. In a low temperature regime, at $\mu \simeq 26 \text{ meV}$ [44], the CSW propagates with the velocity (13) $v_{\text{CSW}} \simeq 225 \text{ m/s}$. Taking into account that the Gruneisen parameter β is of order one in most materials [42], and given the values of the shear ($G = 54 \text{ GPa}$) and bulk ($B = 189 \text{ GPa}$) moduli for TaAs [43], one finds that the value $v_p \simeq 10^{-3} \text{ m/s}$ for the acoustic-chiral mixing parameter (17). Consequently, we get a value for the splitting of the left/right-propagating modes $\delta v \sim 3 \times 10^{-9} \text{ m/s}$ at a low-temperature regime. While this splitting itself is too small for experimental detection, the chiral sound wave can be detected experimentally through its slow-velocity imprint ($v_{\text{CSW}} \simeq 225 \text{ m/s}$) in the sound spectrum due to the coupling of the chiral-wave amplitude to the elastic sound sector (19).

We did not consider finite geometry effects which can alter slightly the results. A very complete discussion of this issue as well as a proposal of sound attenuation related to E_5 and B_5 effects can be found in Ref. [28].

Summary and perspectives. Based on the same physics that gives rise to the chiral magnetic wave [25], but driven by axial elastic gauge fields, we have found a unidirectional chiral sound wave (CSW) which propagates longer and dissipates slower than the chiral magnetic wave making better prospects for its experimental detection. The key difference is that our CSW does not hybridize with plasmons to linear order in the derivative expansion and avoids the over-damping predicted in [26]. Instead, it does hybridize with standard acoustic phonons, what provides the way to its experimental detection. The CSW propagates in the direction of the elastic magnetic field in one direction only. Such an experiment will provide a confirmation of the AAA contribution to the chiral anomaly, and an additional evidence for the presence of elastic axial gauge fields in Weyl semimetals.

Other interesting proposals of chiral waves in Weyl semimetals (normally in magnetic or pseudomagnetic fields) can be found in Refs. [28, 35, 45]. Acoustic phonons running with different velocities along the opposite directions of a magnetic field in a chiral (not WSM) material have been described in [46].

The search for evidences of the chiral anomaly in

WSMs away from the standard magneto-electric measurements has become a very active field in the area [46–50]. Previous proposals of using standard phonons are dimmed by their hybridization with collective electronic excitations while some materials, as TaAs, do not support pseudoscalar phonons [47, 48]. Our mechanism will occur generically in all materials with well separated Weyl nodes. The chiral wave analyzed in this work will perhaps be one of the cleanest evidences for the chiral anomaly coming from the less common AAA diagram.

More exotic Weyl metamaterials made with optical, acoustic, or magnon lattices [51–54] appeared recently in the material sciences. They may form new platforms for chirality-based quantum computing [55]. An interesting perspective is to see if the proposed chiral sound wave emerge in the Weyl materials where elastic gauge fields are also present [56, 57].

The authors are grateful to Alberto Cortijo, Yago Ferreiros, Karl Landsteiner, Imam Makhfudz, and Igor Shovkovy for discussions. This work was conceived during the Workshop on Weyl Metals at the Instituto de Física Teórica de Madrid, February 2019. This paper was partially supported by Spanish MECD grant FIS2014-57432-P, the Comunidad de Madrid MAD2D-CM Program (S2013/MIT-3007), Grant 3.6261.2017/8.9 of the Ministry of Science and Higher Education of Russia, and Spanish–French mobility project PIC2016FR6/PICS07480.

-
- [1] Z. K. Liu, et al., *Science* **343**, 864 (2014).
 [2] Z. K. Liu, et al., *Nature Mat.* **13**, 677 (2014).
 [3] M. Neupane, et al., *Nature Comm.* **5**, 3786 (2014).
 [4] S. Y. Xu *et al.*, *Science* **349**, 613 (2015).
 [5] B. Q. Lv, et al. *Nature Phys.* **11** 724 (2015).
 [6] S.-Y. Xu, et al., *Nature Phys.* **11**, 748 (2015).
 [7] S. L. Adler, *Phys. Rev.* **177**, 2426 (1969).
 [8] J. S. Bell and R. Jackiw, *Nuovo Cim. A* **60**, 47 (1969).
 [9] H. B. Nielsen and M. Ninomiya, *Nucl. Phys. B* **185**, 20 (1981) [Erratum: *ibid.* **195**, 541 (1982)].
 [10] M. M. Vazifeh and M. Franz, *Phys. Rev. Lett.* **111**, 027201 (2013).
 [11] A. A. Burkov, *J. Phys. Cond. Mat.* **27**, 113201 (2015).
 [12] K. Fukushima, D. E. Kharzeev and H. J. Warringa, *Phys. Rev. D* **78** (2008) 074033.
 [13] J. Xiong, et al. *Science* **350**, 413 (2015).
 [14] C. Li et al., *Nature Comm.* **6**, 10137 (2015).
 [15] X. Huang, et al., *Phys. Rev. X* **5**, 031023 (2015).
 [16] C. Zhang, C. et al. *Nat. Comm.* **7**, 10735 (2016).
 [17] Q. Li, D.E. Kharzeev et al., *Nat. Phys.* **10**, 3648 (2016).
 [18] K. Landsteiner, *Acta Phys. Polon.* **47**, 2617 (2016).
 [19] J. Gooth, et al. *Nature* **547**, 23005 (2017).
 [20] M. N. Chernodub, *Phys. Rev. Lett.* **117**, 141601 (2016).
 [21] M. N. Chernodub, A. Cortijo and M. A. H. Vozmediano, *Phys. Rev. Lett.* **120**, 206601 (2018).
 [22] V. Arjona, M. N. Chernodub and M. A. H. Vozmediano, *Phys. Rev. B* **99**, 235123 (2019).
 [23] M. N. Chernodub and M. A. H. Vozmediano, *Phys. Rev. Research.* **1**, 032002 (2019).
 [24] Y. Ferreiros, Y. Kedem, E. J. Bergholtz and J. H. Bardarson, *Phys. Rev. Lett.* **122**, no. 5, 056601 (2019).
 [25] D. E. Kharzeev and H. U. Yee, *Phys. Rev. D* **83**, 085007 (2011).
 [26] I. A. Shovkovy, D. O. Rybalka and E. V. Gorbar, *PoS(Confinement2018)029* [arXiv:1811.10635 [nucl-th]].
 [27] A. Cortijo, Y. Ferreiros, K. Landsteiner, M. A. H. Vozmediano, *Phys. Rev. Lett.* **115**, 177202 (2015).
 [28] D. I. Pikulin, A. Chen and M. Franz, *Phys. Rev. X* **6**, 041021 (2016).
 [29] A. Cortijo, D. Kharzeev, K. Landsteiner, M. A. H. Vozmediano, *Phys. Rev. B* **94**, 241405 (2016).
 [30] A. G. Grushin, J. W. F. Venderbos, A. Vishwanath, R. Ilan, *Phys. Rev. X* **6**, 041046 (2016).
 [31] A. Cortijo, M. A. Zubkov, *Annals Phys.* **366**, 45 (2016).
 [32] V. Arjona, E. V. Castro and M. A. H. Vozmediano, *Phys. Rev. B* **96**, no. 8, 081110 (2017).
 [33] T. Liu, D. I. Pikulin and M. Franz, *Phys. Rev. B* **95**, 041201 (2017).
 [34] E. V. Gorbar, V. A. Miransky, I. A. Shovkovy and P. O. Sukhachov, *Phys. Rev. B* **95**, 241114 (2017).
 [35] E. V. Gorbar, V. A. Miransky, I. A. Shovkovy and P. O. Sukhachov, *Phys. Rev. B* **95**, 115422 (2017).
 [36] E. V. Gorbar, V. A. Miransky, I. A. Shovkovy and P. O. Sukhachov, *Phys. Rev. B* **96**, 125123 (2017).
 [37] E. V. Gorbar, V. A. Miransky, I. A. Shovkovy and P. O. Sukhachov, *Phys. Rev. Lett.* **118**, 127601 (2017).
 [38] V. Arjona and M. A. H. Vozmediano, *Phys. Rev. B* **97**, no. 20, 201404 (2018).
 [39] S. Kamboj, et al., *Phys. Rev. B* **100**, 115105 (2019).
 [40] L. Landau, E. Lifshitz, “Theory of Elasticity: Vol. 7 of A Course of Theoretical Physics” (Pergamon Press, 1971).
 [41] C. C. Lee *et al.*, *Phys. Rev. B* **92**, 235104 (2015).
 [42] H. Ibach, H. Lüth, “Solid-State Physics: An Introduction to Principles of Materials Science” (Springer Science and Business Media, 2009).
 [43] L. Liu, Z.-Q. Wang, C.-E. Hu, Y. Cheng, G.-F. Ji, *Solid State Commun.* **263**, 10 (2017).
 [44] F. Arnold et al., *Phys. Rev. Lett.* **117**, 146401 (2016).
 [45] Z. Song and X. Dai, *Phys. Rev. X* **9**, 021053 (2019).
 [46] T. Nomura, X.X. Zhang, S. Zherlitsyn, J. Wosnitzer, Y. Tokura, N. Nagaosa and S. Seki, *Phys. Rev. Lett.* **122**, 145901 (2019).
 [47] Z. Song, J. Zhao, Z. Fang, X. Dai, *Phys. Rev. B* **94**, 214306 (2016).
 [48] P. Rinkel, P. L. S. Lopes, I. Garate, *Phys. Rev. Lett.* **119** 107401 (2017).
 [49] H. He, et al., *Nature* **560**, 61 (2018).
 [50] A. Hui, Y. Zhang, and E. Kim, *Phys. Rev. B* **100**, 085144 (2019).
 [51] C. He, et al. *Nature Phys.* **12** 1124 (2016).
 [52] X. Zhang, M. Xiao, Y. Cheng, M.-H. Lu and J. Christensen, *Comm. Phys.* **1**, 97 (2018).
 [53] J. Fransson, A. M. Black-Schaffer, A. V. Balatsky, *Phys. Rev. B* **94**, 075401 (2016).
 [54] H. Jia et al., *Science* **363**, 148 (2019).
 [55] D. E. Kharzeev and Q. Li, arXiv:1903.07133 [quant-ph].
 [56] Y. Ferreiros and M. A. H. Vozmediano, *Phys. Rev. B* **97**, 054404 (2018).
 [57] V. Peri, M. Serra-Garcia, R. Ilan and S. D. Huber, *Nature Phys.* **15**, 357 (2019).