



HAL
open science

Getting Back Into the Loop: The Perceptual-Motor Determinants of Successful Transitions out of Automated Driving

Callum Mole, Otto Lappi, Oscar Giles, Gustav Markkula, Franck Mars, Richard Wilkie

► **To cite this version:**

Callum Mole, Otto Lappi, Oscar Giles, Gustav Markkula, Franck Mars, et al.. Getting Back Into the Loop: The Perceptual-Motor Determinants of Successful Transitions out of Automated Driving. Human Factors, 2019, 61 (7), pp.1037- 1065. 10.1177/0018720819829594 . hal-02108005

HAL Id: hal-02108005

<https://hal.science/hal-02108005v1>

Submitted on 7 May 2020

HAL is a multi-disciplinary open access archive for the deposit and dissemination of scientific research documents, whether they are published or not. The documents may come from teaching and research institutions in France or abroad, or from public or private research centers.

L'archive ouverte pluridisciplinaire **HAL**, est destinée au dépôt et à la diffusion de documents scientifiques de niveau recherche, publiés ou non, émanant des établissements d'enseignement et de recherche français ou étrangers, des laboratoires publics ou privés.

Getting back into the loop: the perceptual-motor determinants of successful transitions out of automated driving

Mole, C.D.¹, Lappi, O.³, Giles, O.^{1,2}, Markkula, G.^{1,2}, Mars, F.⁴ & Wilkie, R.M.^{1,*}

¹ School of Psychology, University of Leeds, UK.

² Institute of Transport Studies, University of Leeds, UK.

³ Cognitive Science, University of Helsinki, Finland.

⁴ LS2N, Nantes, France.

* Address correspondence to Richard M. Wilkie, School of Psychology, University of Leeds, Leeds, LS2 9JT, UK; e-mail: r.m.wilkie@leeds.ac.uk

Biographies

Callum Mole received his PhD in Experimental Psychology from University of Leeds in 2016. He is currently a post-doctoral researcher examining transitions out of automated driving at the School of Psychology, University of Leeds.

Otto Lappi is a Docent in Cognitive Science at the University of Helsinki. He obtained his PhD from University of Helsinki in 2014. He leads the TRUlab, is discipline coordinator for Cognitive Science, and vice-head of the Department of Digital Humanities.

Oscar Giles obtained his PhD from University of Leeds in 2017. He is currently a post-doctoral research fellow at the School of Psychology and Institute of Transport Studies, University of Leeds.

Gustav Markkula is an Associate Professor in the Human Factors and Safety research group at the Institute for Transport Studies, University of Leeds. He obtained his PhD from Chalmers University of Technology in 2015.

Franck Mars is a CNRS researcher and leads the PACCE (human factors) group at the Laboratoire des Sciences du Numérique de Nantes (LS2N), Nantes. He received his PhD in Neuroscience from Université de la Méditerranée in 2001.

Richard Wilkie is Professor of Cognitive Psychology at the School of Psychology, University of Leeds, leading the Perception-Action-Cognition research group. He obtained a PhD from the University of Reading in 2003.

Keywords

Perception, Action, Steering, Gaze Coordination, Motor Control, Automated Driving, Human Computer Interaction

Précis

Two key perceptual-motor control mechanisms are identified as determinants of successful steering transitions after automated driving: *perceptual motor calibration* and *coordination of gaze and steering*. We present a conceptual framework and pose research questions that will advance understanding of driver behavior during transitions.

Abstract

Objective: To present a structured, narrative review highlighting research into human perceptual-motor coordination that can be applied to Automated Vehicle (AV)-Human 'transitions'.

Background: Manual control of vehicles is made possible by the coordination of perceptual-motor behaviours (gaze and steering actions), where active feedback loops enable drivers to respond rapidly to ever-changing environments. AVs will change the nature of driving to periods of monitoring followed by the human driver taking over manual control. The impact of this change is currently poorly understood.

Method: We outline an explanatory framework for understanding control transitions based on models of human steering control. This framework can be summarised as a perceptual-motor loop that requires i) calibration and ii) gaze and steering coordination. A review of the current experimental literature on transitions is presented in the light of this framework.

Results: The success of transitions are often measured using reaction times, however, the perceptual-motor mechanisms underpinning steering quality remain relatively unexplored.

Conclusion: Modelling the coordination of gaze and steering, and the calibration of perceptual-motor control will be crucial to ensure safe and successful transitions out of automated driving.

Application: This conclusion poses a challenge for future research on AV-Human transitions. Future studies need to provide an understanding of human behaviour which will be sufficient to capture the essential characteristics of drivers re-engaging control of their vehicle. The proposed framework can provide a guide for investigating specific components of human control of steering, and potential routes to improving manual control recovery.

1. Introduction

The term “automated vehicle” encompasses a wide variety of systems that provide some form of driver assistance (SAE, 2016). Many level 2 (SAE, 2016) 'semi-automated' systems (where lateral and longitudinal control can be temporarily relinquished by the driver to the vehicle but the driver’s hands typically remain on the wheel) are already commercially available (e.g. Traffic jam assist, automated parking; Chan, 2017; Sousa, Almeida, Coutinho-Rodrigues, & Natividade-Jesus, 2017). There is a long list of car companies trying to rapidly develop vehicles with higher levels of automation, who are promising widespread deployment of AVs by the early 2020s (Chan, 2017; Bagloee, Tavana, Asadi, & Oliver, 2016) with a number of such systems already being piloted on public roads. Most of these AVs will not be 'driverless' (Level 5; SAE, 2016), rather they will be Level 3 or 4 systems that are largely automated but still requires a supervising driver who receives hand-over of control (during a period which we will refer to as a control 'transition') to manage situations where the AV is unable to safely manoeuvre. Transitions might occur in systematic and planned ways (e.g. the AV always hands over control when leaving the motorway), but also for a variety of unplanned reasons where the AV system ‘fails’. Failures will encompass a multitude of situations where the AV no longer operates safely, so they could occur at a variety of timescales with differing degrees of warning for the driver depending on whether the AV system is able to identify that a failure state has occurred. Likely examples of AV failure states include situations where information about the environment has become uncertain: e.g. if a road has degraded lane markings or unusual signage, or if the vehicle sensor signals are disrupted due to weather conditions or the GPS signal is weak; Sousa et al., 2017). Whilst AV reliability will continue to improve, preventing failure conditions entirely is a massive challenge and so it is likely that transitions are going to be a feature of AVs for the foreseeable future. The AV systems that are able to successfully transition control to the human driver will be the ones that can be deployed most readily, since the AV can be given control during easier-to-automate situations where there is less uncertainty about the vehicle position relative to

the external environment (such as driving along motorways) whilst also being able to relinquish control to the human driver when the environment is too complex or uncertain (e.g. driving through a busy city-centre or negotiating country lanes).

The core assumption of level 2-4 AV systems is that humans can and will safely and rapidly take-over control of a moving vehicle. Depending on the situation, however, the human driver may be faced with a set of environmental and vehicle characteristics that are drastically different from when they were last in control. The assumption that drivers can 'jump back in' to control and produce actions that are appropriate for the conditions is not well aligned with our current understanding of how humans perform highly dynamic active control tasks such as steering (see Lappi & Mole, 2018, Mulder et al., 2017 for recent reviews). Nor is it supported by ergonomics research into human performance of monotonous "monitoring" tasks over prolonged periods where active input is only rarely required (Molloy & Parasuraman, 1996).

To illustrate the problem, consider the case of a driver relinquishing control to an AV prior to joining a motorway. When the driver was in control of steering they were travelling at fairly slow speeds on a dry road. Once the AV was given control the driver does not feel a pressing need to keep gaze directed to the road ahead, they may look around at the scenery or even direct gaze to other tasks such as reading email. The AV then detects road-works ahead and alerts the driver to take-over control in response to this event. The driver's task is to coordinate steering and/or braking actions to smoothly generate a safe path during the transition event, but in the intervening period (since the driver was last in control of the vehicle) it has rained, causing reduced road friction, and the car is also travelling at a higher speed than previously. If the driver is explicitly aware of the changing conditions they could take some form of tactical precautionary measure (i.e. an arbitrary reduction in speed), but the driver's sensorimotor system will also need to rapidly adapt to the altered control dynamics (due to lower adherence and increased vehicle speed). Since the driver has not been in control of the vehicle their sensorimotor system may not be well-calibrated to the new

environmental conditions and/or vehicle dynamics, and they may not have access to useful perceptual information that would be needed to plan and execute the possible driving actions (either due to not looking at or attending to the road ahead). In this example it seems likely that the ability of the human driver to successfully steer will be diminished (compared to a situation where control had been manual throughout) resulting in less safe lane-keeping or collision-avoidance manoeuvres by the human driver.

Highly automated vehicles may populate our streets in the not-so-distant future (Chan, 2017), yet currently we do not have sufficient understanding of the factors affecting driving performance in transition scenarios to inform the design of these systems. This review examines control transitions from the perspective offered by the extensive literature on human perceptual-motor control. In order to apply these findings it is first important to identify the theoretical framework in which we will situate this research.

Identifying a Framework for Examining Transitions

Driving is complex and can be broken down into numerous subcomponents, the nature of which will depend on the environment being driven through, the familiarity of the driver with the environment, and also the driver's level of skill. Capturing the complexity of driving is usually approached using a framework that employs a hierarchy of distinct control loops (Donges, 1978, 1999; Hollnagel, N bo, & Lau, 2003; Lappi & Mole, 2018; McRuer et al., 1977; Michon, 1985; Salvucci, 2006). Whilst the description of each control level varies across frameworks, many of the underpinning principles are shared. At the highest level, the driver sets navigation goals. The middle levels are responsible for composing the route from a sequence of actions, e.g. changing lanes within the constraints of the current traffic environment. The lowest level is responsible for controlling the underlying perceptual-motor behaviours (lateral and longitudinal control actions) that propel the vehicle along the desired trajectory (Figure 1). Whilst lateral (steering) control and longitudinal (speed) control are clearly related (e.g. speed choice can preclude certain steering responses, and steering response gain will

depend on speed) it is also the case that different perceptual variables provide useful information about lateral and longitudinal control. For this reason research into human perceptual-motor control often considers these behaviours independently. The primary behaviour considered in this review is the effect of automation on lateral (steering) control: adjusting the direction of travel to meet the current and upcoming requirements specified by the road.

Within the framework presented in Figure 1, the lower the control level, the higher the feedback frequency (Donges, 1999; Hollnagel et al., 2003; McRuer & Allen, 1977; Michon, 1985; Salvucci, 2006). Successful steering control (the lowest-level, operational control) is supported by rapid perceptual-motor loops. System lags mean that for smooth control drivers require perceptual inputs not only of the current vehicle lane position and heading, but also *preview* information obtained from 1-2s ahead, in the direction of where the driver wishes to go (Chattington, Wilson, Ashford, & Marple-Horvat, 2007; Land & Lee, 1994; Lappi, Lehtonen, Pekkanen, & Itkonen, 2013; Lehtonen, Lappi, Koirikivi, & Summala, 2014; Lehtonen, Lappi, Kotkanen, & Summala, 2013; Salvucci & Gray, 2004; Wilkie, Wann, & Allison, 2008; Wilkie, Kountouriotis, Merat, & Wann, 2010) or even further along the road (if road regions are visible beyond this typical preview distance, drivers may make anticipatory look-ahead fixations; Lehtonen et al., 2014, 2013; Lehtonen, Lappi, & Summala, 2012; Mars & Navarro, 2012). Based on these perceptual inputs the driver needs to determine quickly which path to take and how to coordinate steering actions to get there. The resulting motor commands set the conditions for new perceptual inputs, and the loop repeats. A consequence of this operational (perceptual-motor) control loop is that vehicle control and gaze tend to be tightly coupled during manual control of driving.

This manuscript focuses on the consequences of automated driving, specifically the impact of automation upon the operational control loop. The operational control loop is the first loop to be disengaged, and is critical for *all* take-over scenarios since higher level loops can only affect ongoing activity through the pathway provided by perceptual-motor control. This focus is intended to

complement existing human factors frameworks that adopt more holistic ‘high-level’ approaches (e.g. see Merat et al., 2018 for a common definition for being “Out of the Loop”). Whilst considerations of driver control that introduce concepts such as “Out of the Loop” (Merat et al., 2018) or “Situation Awareness” (Endsley, 2017) provide useful high-level descriptions for capturing the nature of driving, this manuscript aims to bring greater clarity to the underlying role of perceptual-motor control. This focus necessitates the omission of a number of topics (such as driver distraction) that are important research challenges for control transitions but are outside the scope of the current manuscript (and for which reviews already exist, e.g. Engstrom et al., 2017). By concentrating on perceptual-motor control the manuscript will highlight concepts that may be less familiar to the human factors readership but in our view are no less critical.

Manuscript Overview & Method

Section 2 of this review highlights the literature that underpins our current understanding of the human perceptual-motor loop for the operational control of steering. **Section 3** then considers the likely impact of automation on the perceptual-motor control loop, and the possible implications of transitions of control. **Section 4** then relates these predictions to current evidence examining human performance when taking over control from AVs. Finally, in **Section 5** we look to the future and assess how current technological advances may address some of the issues raised in the previous sections.

This manuscript is not intended to be a systematic review, rather the purpose of the manuscript is to take knowledge from one theoretical domain (the area of human perceptual-motor control) and apply it within the context of a newly emerging, distinct but related field (transitions out of automated driving). This aim has been met through the pursuit and reporting of two distinct literature searches. The first is a structured, narrative review of papers in the domain of perceptual-motor control, selected based on the accumulated expertise of the authors in order to highlight literature that can be best related to transitions of control (Sections 2 and 3). Whilst this review is

extensive, there were no strict inclusion criteria. Section 4 presents a semi-structured review of the way that perceptual-motor control is examined within the existing literature on transitions. Google Scholar was used to conduct specific searches on perceptual-motor calibration and gaze and steering coordination (the mechanisms that are the focus of this manuscript) during automated driving (see Table A1 for search terms). Ten relevant papers were found using these searches. Further candidate articles were identified using existing reviews reported in Lu et al., 2016, and Eriksson & Stanton, 2017a, that were then complemented with additional articles found through ad-hoc searches and citation networks. Whilst there were no strict inclusion criteria, preference was given to papers that could be accessed that were in English, and that: 1) described transitions out of a period of automated driving to human control of driving, 2) considered automation of lateral control, 3) reported empirical objective metrics on driver perceptual-motor control (recorded actions of the driver or the vehicle, rather than subjective report), 4) were published from the year 2010 onwards to ensure relevance to automation of lateral control. In total Section 4 is supported by 53 papers on transitions out of automated driving, which was deemed sufficient for assessing the current transition literature (see Table A2 for the full list of references).

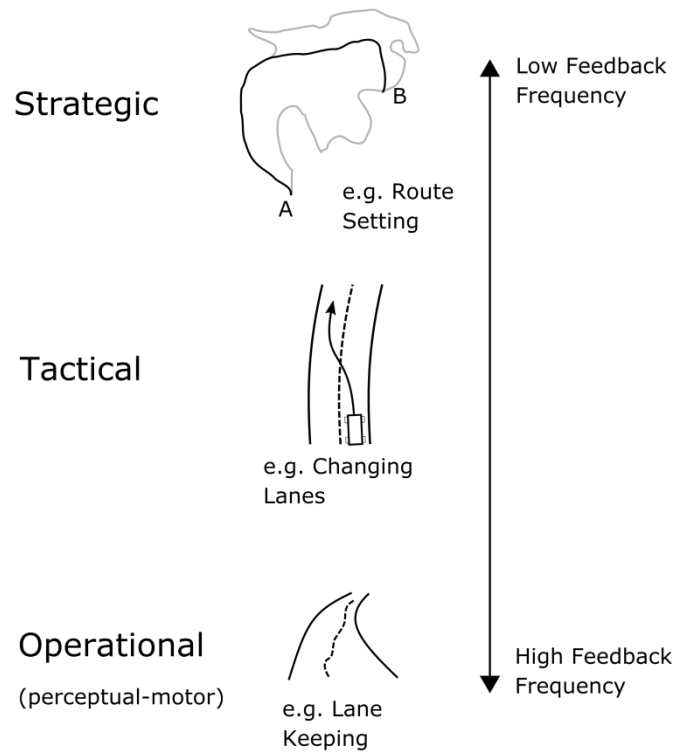


Figure 1. The principles underlying multi-level driver models. Each level has its own control loop, with specific environment inputs and action outputs. Whilst the terms used in the Figure are taken from Michon, 1985, the principles are similar for all multi-level driving models. The higher level, Strategic Control, is concerned with general plans that require infrequent updating, for example large scale route setting through the environment. The middle level(s), Tactical control, is concerned with the organisation and sequencing of actions that determine the course through the local environment. The lowest level, Operational Control, involves rapid perceptual-motor control loops that execute the necessary steering commands to keep the vehicle on the selected trajectory. The lowest operational control level is the primary focus of this manuscript.

2. The perceptual-motor loop (outside of Transitions)

In order to understand how automation could affect the perceptual-motor level in driving transitions it is necessary to establish how the human perceptual-motor systems are normally involved during successful steering control. The following primer is aimed at readers unfamiliar with the existing perceptual-motor control literature, to provide sufficient background to appreciate how the issues raised apply to control transitions out of automated driving (for more in-depth reviews an interested reader is referred to: Land & Tatler, 2009; Lappi, 2014; Lappi & Mole, 2018; Regan & Gray, 2000). In particular, we introduce two key concepts in the following subsections: 1) *perceptual-motor*

calibration and 2) *gaze and steering coordination*. Perceptual-motor calibration (Section 2.1) refers to how individuals maintain appropriately scaled movements in conditions where there are changing task dynamics; whilst this is a common conceptual framework in the motor control literature (see Brand & de Oliveira, 2017; Van Andel et al., 2017 for recent reviews), the issue is often not explicitly considered in the steering control literature, despite having important implications for control transitions. Gaze and steering coordination (Section 2.2) refers to the way that drivers use head- and eye-movements to anticipate upcoming steering requirements (and how the steering requirements themselves alter gaze patterns), and we (and others) consider this coordination to be central to understanding how humans drive (Lappi & Mole, 2018; Land & Lee, 1994; Mars, 2008a; Wilkie et al., 2008; Wilkie et al., 2010; Lappi, 2014; Lehtonen et al., 2014; Land, 1992; Land & Tatler, 2001; Chattington et al., 2007; Land, 1998). In **Section 3** we will apply these concepts to consider the case of control transitions.

2.1 Perceptual-motor calibration

Steering is a specific example of a broader set of actions that rely on visual information to guide movement (e.g. steering has been modelled as a reaching task; Kolekar et al., 2018; and there is also evidence linking steering ability with manually tracing paths; Raw et al., 2012). In the fields of experimental psychology and vision science, such *visually guided actions* have historically been modelled using mathematically specifiable *control laws* that translate perceptual cues more or less directly into movement commands, for example braking (Lee, 1976; Fajen 2007, 2008) or steering (Land & Lee, 1994; Fajen & Warren, 2003; Salvucci & Gray, 2004; Wilkie & Wann, 2002). There are a number of perceptual cues made optically available to a human by their environment (such as optic flow, Gibson, 1958; or optic expansion, Lee, 1976). A driver can learn relationships between available perceptual variables and the control states that produce desired task performance (Fajen, 2005). The learned relationship can be referred to as a *perceptual-motor mapping*. However, the

exact mechanisms of the sensorimotor learning underpinning skilled actions is often unclear. Motor learning is routinely described as a set of internal models that support *predictive feedforward control* (Wolpert, Diedrichsen, & Flanagan, 2011), yet the presence of internal models is also contested in some *online control* accounts of visually guided action (Zhao & Warren, 2015). Irrespective of the precise mechanisms underlying perceptual-motor mapping and learning, adequate perceptual-motor mappings need to be established, maintained and updated over time and across different conditions (see Lappi & Mole, 2018, for a more detailed discussion of the role of internal models in steering control).

The mappings from perceptual cues to motor actions will vary depending on environmental conditions, vehicle dynamics and driver experience. For example, if someone tries to drive a new vehicle the steering characteristics (e.g. wheel sensitivity) is likely to differ from their usual experience: given identical perceptual stimuli a different motor response will be needed, and so a new mapping needs to be acquired. If the new vehicle is more responsive (e.g. it has power-assisted steering, whereas the previous vehicle did not) the driver risks excessive initial steering inputs and/or over-correcting for errors because responses will reflect an incorrect mapping. Analogous changes will occur even during a continuous drive of the same vehicle. Steering dynamics will alter across time due to changes in the vehicle (e.g. increased speed, reduced fuel load, wear in tyre tread), the environment (change in surface texture, e.g. gravel vs. Tarmac, different weather conditions), and the driver (e.g. muscle fatigue). During such periods a driver needs to adapt to frequently changing action and remain well-attuned to their environment (Fajen, 2005; Shadmehr, Smith & Krakauer, 2010).

We can define, at the broadest level, perceptual-motor calibration as *maintaining appropriately scaled movements when conditions change* (Fajen, 2005). We will follow recent reviews of how humans scale movements under changing conditions (Brand & de Oliveira, 2017; Van Andel et al., 2017; Redding, Rossetti, & Wallace, 2005) and refer to this as *perceptual-motor calibration*, but note

that calibration is a type of sensorimotor *adaptation* (Krakauer & Mazzoni, 2011; Wolpert et al., 2011), so often either term is used to describe changes very similar in nature (e.g. Bourgeois & Coello, 2012; Benson et al., 2011)¹.

The process of maintaining perceptual-motor mappings attuned to the environment can be examined at different levels of the sensorimotor system, from neuromuscular changes (Franklin, Wolpert, & Franklin, 2017), to scaling movements such as swinging a baseball bat (Scott & Gray, 2010), braking (Fajen, 2007) or reaching-to-grasp (Coats, Bingham, & Mon-Williams, 2007), to end-point accuracy of complex tasks with multiple coordinated sub-movements such as during driving simulator adaptation experiments (McGehee et al. 2004; Sahami & Sayed, 2011; Ronen & Yair, 2013). Given role of calibration in supporting successful action it is important to consider how AVs might affect the acquisition and maintenance of well calibrated steering responses. We examine the likely impact of automation on calibration in Section 3 once we have completed outlining the fundamentals of operational control loop underpinning steering control behaviours.

2.2. Gaze and Steering Coordination

There appears to be a growing consensus within the recent perceptual-motor steering control literature that successful steering naturally relies on close coordination with gaze behaviours (Lappi & Mole, 2018; Land & Lee, 1994; Wilkie et al., 2008; Wilkie et al., 2010; Lappi, 2014; Lehtonen et al., 2014; Land, 1992; Land & Tatler, 2001; Chattington et al., 2007; Land, 1998; Vansteenkiste et al., 2014; Matthis et al., 2018; Hollands et al., 2002; Land & Hayhoe, 2001; Mars, 2008a; Jahn et al., 2006). Gaze behaviours that are tightly coupled with vehicle control manoeuvres lead to fairly

¹ For readers unfamiliar with the perceptual-motor control literature it is worth being explicit about the relationship between *calibration* and *adaptation* (Tresillian, 2012). Adaptation is broader in scope, and refers to adjusting existing skills in new circumstances to maintain levels of performance. Calibration refers to a specific case of adaptation involving adjusting existing/learning new perceptual-motor mappings. All (re)calibration is adaptation, but not all adaptation is calibration, for example one can stiffen muscles to resist uncertain forces without updating perceptual-motor mappings. Both adaptation and calibration are distinct from *acquisition*, which involves learning a new skill (Tresillian, 2012). All are forms of learning.

stereotypical behaviours (albeit with some inter-individual variation) during routine driving (for illustrative examples see Lappi, Rinkkala & Pekkanen, 2017). It seems that to steer smoothly drivers usually employ *guiding fixations* (GF): fixations directed about 1-2s ahead (Land, 1992; Land & Lee, 1994; Lappi, Lehtonen, Pekkanen & Itkonen, 2013; Lehtonen et al., 2014). However, GFs are sometimes interleaved with rarer fixations even further ahead – referred to as *Lookahead fixations* (LAFs; Lehtonen, Lappi, Kotkanen & Summala, 2013). This *gaze polling* behaviour of alternating GF/LAF (Wilkie et al., 2008) has been observed in both laboratory and real-world tasks (Wilkie et al., 2008; Lehtonen et al., 2014; Lappi et al., 2017).

It has been hypothesised that these two classes of fixation have different functional roles. GFs seem to be useful for path modification when responding to changes determined by the upcoming road curvature, whereas LAFs are more useful for route planning decisions further ahead in both time and space (Mars & Navarro, 2012; Wilkie et al., 2008; Lehtonen et al., 2013; 2014; Mennie, Hayhoe, & Sullivan, 2007; Pelz & Canosa, 2001; see Lappi & Mole, 2018 for a review of the relevant evidence).

During routine steering gaze patterns are very active, with a move-dwell-move pattern occurring 2-3 times per second (Wilkie et al., 2010; Lappi et al., 2017; Ahissar & Assa, 2016). Whilst it appears that gaze behaviours by themselves are important, the interplay between steering and gaze control is more nuanced than simply needing to look ahead to observe the scene features relevant for determining the upcoming steering requirements. Gaze patterns change when the need for active vehicular control is removed: even when the viewed scene is identical drivers look further ahead, making more LAFs, than when they are no longer required to steer (Mars & Navarro, 2012; Mackenzie & Harris, 2015).

Complementing the visual input, the (forward) orientation of the head and eyes itself provides proprioceptive *gaze direction* information (from the muscles controlling the head and eyes) that is a useful input for steering control over and above the visual pattern on the retina (Authie et al., 2015; Wilkie & Wann, 2003; Wilson, Chattington & Marple-Horvat, 2007). If a driver is looking where they

wish to go, the direction and magnitude of gaze relative to the current direction of locomotion in part signals the steering required to pass through the point of fixation. Steering can be biased by preventing normal eye movements (Robertshaw & Wilkie, 2008) or requiring drivers to fixate a point to the side of the path (Kountouriotis et al., 2012; Readinger et al., 2002; Jahn et al 2006; Mars 2008a). It seems therefore that active gaze control is also critically important for maintaining locomotor perceptual-motor mappings. These eye and head movements actively shape the samples from the sensory array (including but not limited to the retina) that the brain receives as input (Ahissar & Assa, 2016), Therefore, a notable aspect of the coupling between steering and gaze is that it appears to be *bidirectional*: gaze influences steering, and steering influences gaze.

The evidence highlighted so far in this subsection demonstrates that gaze and steering coordination can be well captured within the framework of a perception-action loop. Neither behaviour in isolation (gaze or steering) wholly determines the other: rather, where a driver will look (and consequently what is sampled retinally and extra-retinally) depends on the current steering intentions, but the current steering is in turn influenced by where the driver is looking. It is worth mentioning that because these perception-action loops are modelled on successful human steering behaviours in laboratory steering tasks, they tend to describe well-calibrated behaviors (see e.g. Wilkie et al., 2008; Mars & Chevral, 2017; Salvucci & Gray, 2004; Boer, 2016), however the way that the human has *become* calibrated, and how calibration can *adapt* in more dynamically complex and labile environments, tends not to be explicitly addressed.

One cannot have synergy between steering and gaze without appropriately attuned bidirectional *perceptual-motor mappings* (section 2.1). Section 3.2 examines how gaze and steering coordination might be affected by automated driving and the potential impact on control transitions.

2.3 An operational control loop that reflects the perceptual-motor demands of steering

The operational control level outlined in Figure 1 can be expanded to highlight the components of perceptual-motor steering control that are *most relevant* to control transitions (Figure 2). Successful

steering is here depicted as relying on a frequently updated perceptual-motor loop, where the perceptual inputs used to inform steering are supplied by *Gaze* and *Steering control* acting synergistically. The role of *Calibration* is included as a critical property of this loop, attuning gaze and steering control outputs to the current vehicle and environmental conditions.

When attempting to capture the nature of complex human behaviours (such as driving) it is essential to be explicit about the level of description being used. Figure 2 is put forward as a *schematic* representation, which does not attempt to describe an implemented steering model, nor does it make concrete proposals about the physiological or perceptual-cognitive nature of the key mechanisms underlying *calibration* and *gaze & steering coordination*.

This is because these phenomenon are partly determined by the character of the sub-components of the perceptual-motor loop: *perceptual variables*, *steering control*, and *gaze control*. There is considerable ongoing research that is trying to improve our understanding of these components, and there are a number of steering models proposing different candidate perceptual variables and alternative mechanisms for how candidate variables translate to vehicle control (e.g. Salvucci & Gray, 2004; Wilkie et al., 2008; also see Lappi, 2014 for a review). However, the level of description used in Figure 2 is sufficient for assessing the impact of these components upon smooth and safe control transitions.

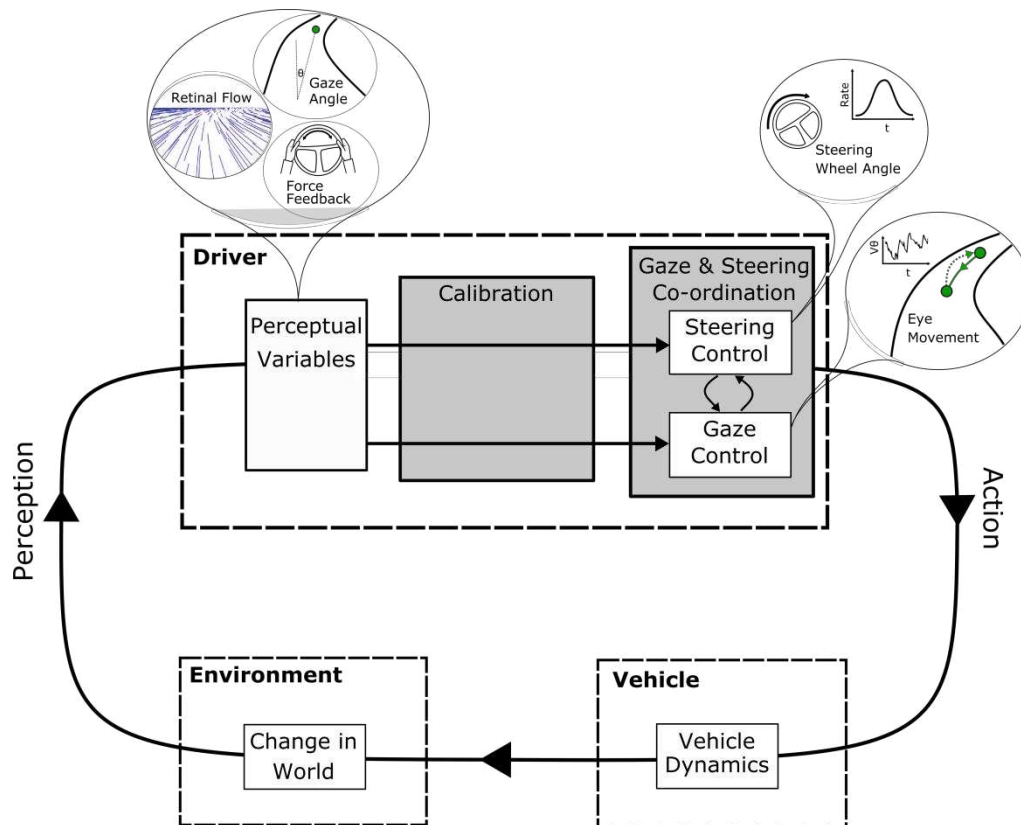


Figure 2. A schematic of the perceptual-motor control loop supporting efficient and safe driving. *Perceptual Variables* (examples given: *Retinal Flow* refers to the continuous transformation of elements on the retina; *Gaze Angle* refers to proprioceptive information about direction of gaze relative to the locomotor heading; and *Force Feedback* refers to contact forces on the wheel) are mapped via **Calibration** (Section 2.1) onto **Gaze & Steering coordination** (Section 2.2): *Steering Control* (determining how rapidly, and by how much, to turn the steering wheel to produce the desired wheel angle, Benderius & Markkula, 2014) and *Gaze Control* (e.g. saccading to, then tracking, a waypoint on the future path then tracking this waypoint, Wann & Land, 2000; Wilkie & Wann, 2002). Mappings are frequently updated so the driver remains well-calibrated to the environment. Note the bidirectional information flow between *Gaze Control* and *Steering Control*. *Steering* and *gaze* outputs, mediated through vehicle dynamics, produce a change in the world. The large black arrow represents the general direction of information flow in the action and perception loop, though not all perceptual information has to be mediated by the vehicle and the environment: perceptual variables can be obtained directly from driver outputs (e.g. predictions of steering commands, Markkula et al., 2017), from the vehicle (e.g. haptics), or from environmental changes (e.g. retinal flow). Boxes with dashed outlines represent distinct entities, and boxes with solid outlines represent key subcomponents for this manuscript. Bubbles give illustrative examples of the nature of processing within each subcomponent. Grey boxes are mechanisms that are the focus of this manuscript.

One characteristic of the loop shown in Figure 2 is that for steering actions to remain well-calibrated with respect to the environment, it will need to operate at a sufficiently high frequency. In the real-world, drivers are able to look away from the road (or have the scene occluded) for around 1-2s intermittently without a major impact upon performance (Senders, 1967; Horrey & Wickens, 2007; Pekkanen et al., 2018). Even when a driver is 'on-task', there will be intermittency in the gaze input due to gaze 'polling' behaviours (Lappi et al., 2017). Also, recent modelling advances suggest that intermittent control could be a fundamental property of steering (Markkula et al., 2017). Nevertheless, while the perceptual-motor loop can handle intermittent and irregular inputs, the manageable time-scales of such interruptions appear to be in the order of seconds rather than minutes (Johns & Cole, 2015; Pekkanen et al., 2017). During periods of automated driving the perceptual-motor loop is likely to be interrupted for considerably longer timescales, in the order of many tens of minutes, up to a number of hours. The next section will explore how the perceptual-motor control loop components identified so far may be disrupted during automated driving that takes place for prolonged periods.

3. Automated driving will break the perceptual-motor control loop

During automated driving the perceptual-motor loop depicted in Figure 2 will be disrupted. Specifically, the requirement for the human driver to produce Steering Control commands is removed, since the AV now has control over steering (Figure 3). This change effectively breaks the perceptual-motor loop, which may have an impact on perceptual-motor calibration, and also have consequences for the other behaviours normally exhibited during driving (e.g. eye-movement patterns).

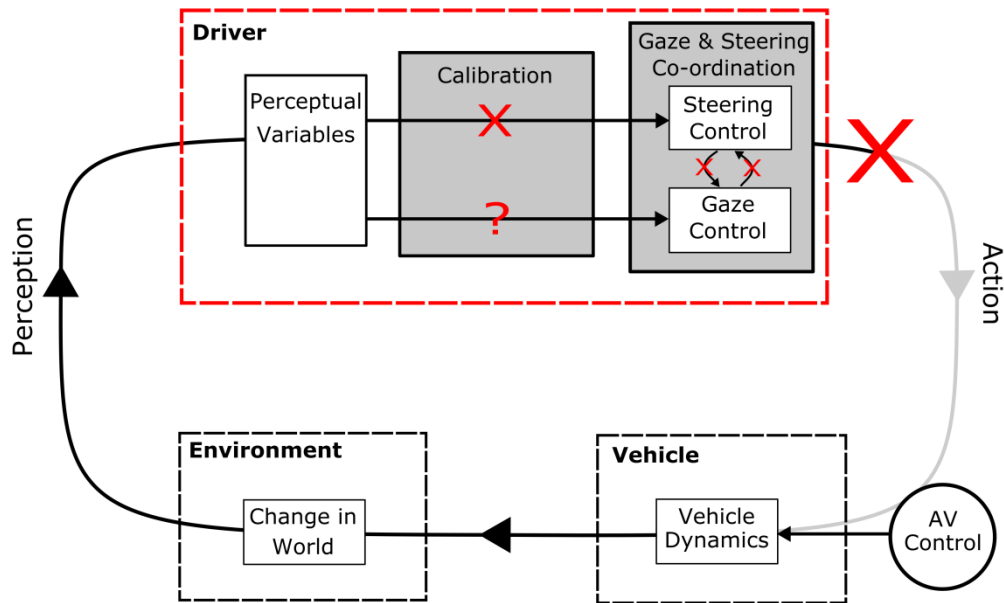


Figure 3. A schematic of how automated driving may disrupt the perceptual-motor loops underpinning efficient and safe driving. AV control replaces driver actions. The operation control loop is broken: information only flows from perception to action, not from action to perception. Specifically, information flows to and from steering control are removed. The removal of steering control is likely to change gaze behaviour, putting the utility of gaze-mediated perceptual variables in doubt. Without a perception-action loop it is also unlikely that the driver will remain well-calibrated to the environment.

3.1 How will AVs impact upon perceptual-motor calibration?

During manual control of steering a driver remains calibrated to the vehicle dynamics and environmental conditions despite frequent changes to the mapping between motor action and resultant vehicle motion (see section 2.1). Most (if not all) current steering models implicitly assume that the driver is well-calibrated (e.g. Wilkie et al., 2008; Salvucci & Gray, 2004; Boer, 2016; Mars & Chevrel, 2017). However, if a driver relinquishes control to an automated vehicle and then later takes back control (after some unspecified duration) some degree of miscalibration should be expected. This situation is analogous to classic recalibration paradigms (see Brand & de Oliveira, 2017, and Redding et al., 2005 for detailed reviews) where an individual is initially calibrated to *baseline* conditions (in our case, during a period of manual driving), with a subsequent *disturbance*

whereby perceptual-motor mappings are altered (the automated driving period), followed by a *rearrangement period* (in the terminology used by Brand & de Oliveira, 2017) where perceptual-motor mappings are adjusted and reacquired (control transitions from automation back into manual control).

In this context the relevant question to ask about perceptual-motor calibration is how long the system remains well-calibrated once the driver is no longer in active control of the vehicle? There is evidence that when perceptual feedback is removed the sensorimotor system quickly becomes inaccurate: for example proprioception accuracy has been shown to deteriorate within one minute without visual feedback (Wann & Ibrahim, 1992), and the movements of drivers when visual and kinaesthetic motion feedback is denied in a simulator can become inaccurate within a few seconds (Wallis et al., 2002; Wallis et al., 2007). These studies clearly demonstrate that perceptual-motor calibration can deteriorate rapidly without feedback, but a complete absence of feedback is the limit case and it is unlikely to occur during automated driving. The driver will continue to receive positional feedback (e.g. from having the hands on the wheel) as well as visual feedback (when looking at the road ahead). However, even though such feedback may be available, the signals could be considered diminished compared to what is available when driving manually: drivers seem to be less likely to look at the road ahead during automated driving (see Section 3.2), and in L3/L4 automation they will not necessarily have their hands on the wheel (thus eliminating haptic/proprioceptive signals from their hands/arms).

Even if the perceptual-motor system is able to use some of the available information to prevent calibration drift (the decay/misalignment of perceptual-motor mappings), it is likely that during longer automation periods the environmental conditions will have altered (e.g. changes to the grip of road surface due to rain). In such cases the driver is likely to need an acclimatisation period to ensure recalibration. Research investigating recalibration tends to examine discrete movements over short trials, for example swinging a baseball bat that has increased mass (Scott & Gray, 2010) or

decelerating a vehicle using a stronger brake (Fajen, 2007). Such studies show that participants are able to recalibrate fairly quickly (in the order of around 10 trials), even when feedback is restricted to 1s per trial (Fajen, 2007). However, these are repetitions of specific movements in controlled environments with consistent feedback – conditions that are likely to be favourable to rapid recalibration (Huang et al., 2011; Castro et al., 2014). In the real-world drivers do not have the luxury of repeating a movement until it is optimal, rather they execute steering corrections of different magnitude in response to an ever-changing environment, and so rearrangement of steering may take much longer. Deborne et al. (2012) showed that drivers on a simulated circular track could recalibrate (stabilise steering wheel angle) in response to a sudden increase in steering wheel self-aligning torque within a few seconds. However, the drivers in Deborne et al. (2012) were in active control the entire time and there is evidence that drivers adapt to changes in steering torque particularly quickly (Toffin et al., 2007; Russell et al., 2016). So, whilst this evidence supports the idea that drivers can rapidly recalibrate to some changing conditions during active control, it may not be directly applicable to control transitions where drivers are taking over vehicle control after a period of disengagement when there may have been multiple changes to *both* the vehicle dynamics and environmental conditions.

An indirect way to examine the issue of a change in vehicle and environment is by measuring the behaviour of drivers when they first use a driving simulator. Simulators differ from real-world driving in terms of vehicle dynamics and the available perceptual information (e.g. a fixed-base simulator will not provide vestibular feedback), so drivers usually need to have a period of time over which they adjust their perceptual-motor mappings. Simulator studies report that driver performance can take between 4 to 15 minutes to 'stabilise' (i.e. stop noticeably improving). McGehee et al. (2004) report a stabilisation time of 4 minutes (for wheel reversals), whereas Ronen & Yair (2013) report longer timescales that vary from 6.5-15 minutes depending on road-type. Sahami & Sayed (2011) report considerable inter-individual variation in rate of stabilisation, averaging ~7.5 minutes. It is reasonable to expect that the recalibration period during real-world control transitions would be

shorter than these estimates because changes within the same vehicle are likely to be relatively small compared to the difference between a real vehicle and first-time use of a simulator (presuming the conditions during take-over are close to the pre-existing perceptual-motor mappings). To the best of our knowledge, there is only one study to date which has looked in detail at motor recalibration in real cars during transitions out of automation. Russell et al. (2016) used a paradigm similar to classic motor control studies, where participants first experienced multiple handovers of lateral control with one set of vehicle dynamics, then vehicle dynamics were altered (the steering was made more sensitive, or the steering wheel self-aligning torque increased). An increase in steering sensitivity initially led to jerkier steering as drivers overshoot the required wheel angle. Within 10 trials (more than 1 minute) on a controlled lane change task (each trial contained approximately 15s of manual lateral control) drivers were able to bring steering back to levels of smoothness comparable to the baseline trials. The results of Russell et al. (2016) establish the existence, at least for some aspects of vehicle control (there was little effect of changing steering torque), that there is a critical period after take-over where the driver may be miscalibrated if conditions have changed from when they were last in manual control. The time needed to recalibrate in Russell et al. (2016) is considerably quicker than the 4-15 minute timescales reported in the simulator studies discussed previously (though it is possible that the repeated controlled conditions favours rapid recalibration). Yet a timescale of around 1 minute is still considerably slower than the ~10s exposure time extrapolated from the perceptual-motor literature. It seems then that although drivers may be able to 'take-up control' within a few seconds (as indicated by reaction times; see Section 4.1 for further evaluation), they may be prone to making miscalibrated steering responses during early phases of the transition (such as rapid evasive manoeuvres; Navarro et al., 2016; Russell et al., 2016).

It is critical to improve our understanding of which behaviours could be supported during automated driving to minimise the decay of perceptual-motor mappings and reduce the time required to recalibrate. Unfortunately, the task demands placed on the human operator during automated

driving is really at odds with the indications of the perceptual-motor control literature, which suggests that a crucial requirement of successful calibration is active motor control (often termed ‘action exploration’, Brand & de Oliveira, 2017). For example, Pelah & Barlow (1996) report that treadmill runners recalibrate their relationship between locomotor speed and optic flow, so that after treadmill running there is a period of illusory accelerated self-motion that causes participants to walk more slowly than usual, however, the effect of recalibration was eliminated if participants were pushed on a wheelchair (so they had no active control, Pelah & Barlow, 1996). Furthermore, research suggests that the state of calibration is often unavailable for self-report, with participants able to recalibrate to a change in brake strength despite being unable to accurately detect the brake strength change (Fajen, 2007). Or, in contrast, participants are made aware of the manipulation (and were instructed to ignore it) but nevertheless were unable to resist recalibration (Mon-Williams & Bingham, 2007, Exp. 4; see also Benson et al., 2011). This evidence suggests that simply informing drivers of the need to recalibrate may not be sufficient (although it could help drivers reduce error if there are explicit strategies available, Benson et al., 2011; Taylor et al., 2014). This point would seem to be supported by the evidence of Russell et al. (2016), who informed participants about an upcoming change in steering but drivers nevertheless required more than 1 minute to recalibrate. The extent to which individuals can recalibrate without “online” motor control (i.e. solely from ‘passive’ perceptual signals) remains unclear, and there may well be ‘mismatch’ situations where a driver is able to subjectively report changes in conditions during the automated drive yet their perceptual-motor calibration does not shift appropriately.

On the basis of the research reviewed in this section we identify **three key open research questions** pertinent to the design of safe AV systems: RQ1) How long does a well-calibrated human driver’s mapping persist without active steering control? RQ2) What factors determine how quickly a driver can recalibrate to new conditions after a control transition? RQ3) How can we help drivers remain well-calibrated during automated driving?

3.2. How will AVs affect Gaze and Steering Coordination?

In Section 2.2 we introduced the extensive literature suggesting that the coordination of gaze and steering is fundamental to effective steering behaviour. This point is reinforced by real-world studies of the manual control of driving demonstrating that even coarse indicators of gaze behaviour (on- or off-road glances) can be reliable indicators of collision risk (Victor et al., 2015; Seppelt et al., 2017). It seems plausible, therefore, that steering actions during control transitions will be influenced by where drivers look, both in the seconds before take-over (which will affect the nature of the available perceptual information) and during the initial period of the control transition.

It is clear from existing empirical data that gaze behaviours during automated driving should be expected to be markedly different than during manual driving. Gaze patterns are characteristically less concentrated during automation than during manual driving: eye metric positions are more variable (Mackenzie & Harris, 2015; Dambock et al., 2013; Shen & Neyans, 2017), gaze dispersion metrics are higher (Louw & Merat, 2017), and less cumulative time is spent looking towards the road ahead (Feldhutter et al., 2016; Louw et al., 2015b; Louw et al., 2016; Carsten et al., 2012; Jamson et al., 2013).

Louw et al (2016) linked changes in gaze behaviour during automation to detrimental road safety outcomes, showing that drivers who looked the least often to the road ahead were most likely to crash (i.e. did not execute an evasive manoeuvre quickly enough; see also Zeeb et al., 2015). It may seem obvious that drivers who do not look at what is in front of them are unable to respond to events that they did not see. But the erratic patterns of sampling often observed during automation (Louw & Merat, 2017) may in and of itself affect steering control by disrupting the coordination of gaze and steering (independent of the opportunity to sample useful visual information). Looking away from the direction of travel for long periods may lead to subsequent steering control being biased by where the driver was previously looking (e.g. steering response are coupled to gaze

direction with a 1-2s lag; Land & Lee, 1994; Wilkie & Wann, 2003; see Section 2.2). Alternatively, if drivers have *decoupled* gaze from steering during automation (so gaze direction is no longer informing steering) then *recoupling* will need to take place after take-over: this could lead to a period whereby gaze direction does not appropriately inform steering. Evidence during manual steering suggests that drivers can find it difficult to decouple gaze and steering, and may unintentionally steer where they look (Robertshaw & Wilkie, 2008; Kountouriotis et al., 2012). It is currently unknown whether gaze direction information picked-up during automation will ‘carry-over’ to manual steering after a handover, but if carry-over is possible then there hypothetically exists a critical period immediately after handover where a driver could be influenced by where they had *previously* been looking (during automation), not where they are *currently* looking (during manual control). Whether carry-over exists, and the timescales of any effect, will have important implications for where a driver should be looking before a transition and so these factors need to be empirically tested.

Whilst ensuring the driver is ‘on-task’ (i.e. monitoring how the automated vehicle is steering) and looking to the road ahead should aid steering during transitions, it may also be the case that the gaze patterns produced during automation differ compared to manual driving (Mars & Navarro, 2012; Navarro et al., 2016). The bidirectionality of gaze and steering coordination (Section 2.2) suggests that executing steering commands provides a driver with valuable information (e.g. efference copy, Franklin & Wolpert, 2011) of the likely consequences of current steering actions (Mars & Navarro, 2012; Nash et al., 2016; Blaauw, Godthelp, and Milgram, 1984; Markkula et al., 2017), informing the driver of where they need to look in order to obtain perceptual inputs for the next motor command controlling steering. In contrast during periods of automation, the driver has to decide where to look based on the control outputs from the AV rather than their own sensorimotor system. Mars & Navarro (2012) showed that during automated driving gaze patterns changed compared to when the driver was in full manual control (guiding fixations were executed less often, and look-ahead fixations more often). Navarro et al. (2016) demonstrated that these

differences are amplified in critical scenarios: during obstacle avoidance drivers spent less time sampling the region where GFs normally occur (compared to manual driving). Navarro et al. (2016) interpret this result as a reorganisation of the requirements for perceptual inputs – since drivers are not actively controlling their trajectory (semi-automated control was used where steering was automated but the driver remained in control of speed) they made fewer GFs, and prioritised perceptual inputs from further ahead in the scene. Interestingly, in Navarro et al. (2016) the manual drivers evaded obstacles less aggressively (had lower steering amplitudes and accelerations) than recently transitioned drivers, despite both groups looking to the obstacle at similar times (so had a similar preview time in which to prepare the evasive manoeuvre). Unstable steering post-transition may be directly linked to gaze reorganisation that takes place during automation: drivers make fewer GFs so do not have available the necessary perceptual signals for smooth steering, and it takes time to re-establish successful coordination. However, it could be the case that even with optimal gaze sampling patterns unstable steering occurs due to a decay in perceptual-motor mappings (resulting in poor *calibration*; section 3.1). When a driver is poorly calibrated erratic steering is expected because there will be a mismatch between intended and executed actions (causing positional error that needs corrected for). Of course, it is also plausible that the unstable steering in Navarro et al. (2016) could be due to a combination of *gaze and steering coordination* and *calibration* mechanisms: the reorganisation of gaze may remove perceptual inputs that would be available in manual driving, leading to a decay of perceptual-motor mappings that in turn cause unstable steering. At present, the relative impact of gaze and steering coordination and calibration on transitions are unknown, but this understanding will be invaluable for the design safe AV systems.

In this section we have identified three more key open research questions pertinent to the design of safe AV systems: RQ4) How does gaze behaviour change during automation? RQ5) Do changes in gaze during automation affect *steering* control upon take-over? And if so, by what mechanism? RQ6) How can we help drivers to maintain gaze patterns during automated driving that facilitate timely and well-calibrated re-engagement?

4. Current evidence: human responses during Transitions

In this section we assess the extent to which the AV literature maps onto the perceptual-motor control loop as outlined in the previous sections and the operational level of Figure 1. In particular we review empirical studies that examine transitions out of automated steering (for complementary reviews, see De Winter et al., 2014; Lu et al., 2016), and focus on whether the research addresses concepts related to *gaze and steering coordination* and *perceptual-motor calibration* (see Table A2 for the references supporting this section, along with how they relate to the perceptual-motor behaviours discussed in this manuscript). Amongst the papers examining transitions, the perceptual-motor loop has been examined using a variety of measures, ranging from coarse yet critical real-world outcomes such as crashes (Dixit et al., 2016; Louw, Madigan, Carsten, & Merat, 2016; Strand, Nilsson, Karlsson, & Nilsson, 2014; van den Beukel & van der Voort, 2017; Van Den Beukel & Van Der Voort, 2013; Wan & Wu, 2018) through to detailed measures of changes in gaze and/or steering behaviours (DinparastDjadid et al., 2017; Naujoks et al., 2017; Navarro et al., 2016; Petermeijer, Cieler, Winter, & de Winter, 2017b; Vogelpohl et al., 2018). By far the most commonly discussed measure of transition performance, however, attempts to balance sensitivity with applicability to real-world scenarios. The reaction time (RT; how quickly an individual takes control of their vehicle) has been used for assigning AV safety boundaries, which has led to RTs becoming the predominant way of evaluating drivers' actions (Liu & Green, 2017; Eriksson & Stanton, 2017a; see Zhang et al., 2018 for a meta-analysis). The use of RT's in the literature will consequently be the primary focus of this section, followed by an evaluation of the additional measures used in this literature.

4.1 Reaction times when responding during transitions

RTs are typically recorded from the start of a take-over request (Dogan et al., 2017; Eriksson, Banks, & Stanton, 2017; Eriksson & Stanton, 2017a; Feldhütter, Gold, Schneider, & Bengler, 2016; Gold et al., 2013; Körber, Gold, Lechner, & Bengler, 2016; Korber et al., 2015; Lorenz, Kerschbaum, & Schumann, 2014; Naujoks et al., 2017; Naujoks et al., 2015; Naujoks, Mai, & Neukum, 2014; Payre,

Cestac, Dang, Vienne, & Delhomme, 2017; Politis, Brewster, & Pollick, 2017; Radlmayr, Gold, Lorenz, Farid, & Bengler, 2014; van der Meulen, Kun, & Janssen, 2016; Zeeb, Buchner, & Schrauf, 2015; Petermeijer et al., 2017a; Vogelpohl et al., 2018; Melcher et al., 2015; Blommer et al., 2017; Telpaz et al., 2015; Wan & Wu, 2018) up to the point when the AV system becomes deactivated by the user (most commonly by the execution of a driving action: movement of the wheel or pedals, or a button press). Of course sometimes a take-over request is not present and so some studies identify RTs as starting from the moment that the event which precipitates the hand-over is initiated (e.g. a parked car becomes visible, or a crosswind begins; Larsson, Kircher, Hultgren, & Andersson, 2014; Louw et al., 2017; Shen & Neyens, 2017; Strand et al., 2014; Johns et al., 2017). The assumption underlying the use of RTs is that an early response (shorter RT) will result in safer steering control, and therefore RTs act as a useful proxy measure of *steering coordination*. This logic aligns with sequentially stepping through the perceptual-motor control loop ('the Driver' as depicted in the red box of Figure 3): if a driver is quicker to sample and process perceptual inputs, then they *should* be faster at selecting an appropriate action, resulting in a motor output that is safe because there is sufficient time to execute it smoothly and accurately (Benderius & Markkula, 2014). At the limits of the action time-window this assumption seems uncontroversial (slow RTs could cause braking that occurs so late that a collision is unavoidable) and there are suggestions that later steering responses will be more aggressive and jerky (Hoc et al., 2006; Navarro et al., 2016). Indeed, transition scenarios that elicit earlier responses are associated with less aggressive steering movements, causing smoother and less variable steering trajectories compared to scenarios that elicit delayed responses (Louw et al., 2017; Petermeijer et al., 2017b; Politis et al., 2017; Zeeb et al., 2016; Mok et al., 2015; Madigan, Louw, & Merat, 2018; Kircher et al., 2014; Shen & Neyens, 2017; Louw et al., 2015a). However, as we shall discuss later there are limits to applying these assumptions to all transition scenarios, particularly when the response time-window is less critical.

As well as using RTs as a measure of steering response, they can also be used to measure gaze response. Rather than using the first steering response as the RT endpoint, the first glance can be

used (either looking away from the secondary task or toward a predefined region of interest such as the car windscreen; Feldhütter et al., 2016; Gold et al., 2013; Kerschbaum et al., 2014; Lorenz et al., 2014; Zeeb et al., 2015; 2016; 2017; Vogelpohl et al., 2018). RTs for eye-movements are in some respects a purer measure of perceptual-motor performance than steering RTs: eye-movements have a very low latency (Leigh & Zee, 2006) and will be near the lower-bound of physiological responses to visual inputs relevant to steering, whereas steering responses may only be executed after the driver has decided which type of action to take (and therefore these measures may sometimes incorporate fairly high-level decision making). However, the relevance of gaze RTs for driving safety depends on whether steering behaviour can be inferred from early or late responses. In the literature (covered in Section 2.2) eye movements lead steering responses by ~1s in highly predictable conditions, such as curve negotiation (Land & Tatler, 2001; Land & Lee, 1994; Lappi, Lehtonen, Pekkanen & Itkonen, 2013; Lehtonen et al., 2014). In transition experiments the lag between gaze and steering RTs are of a similar order of magnitude, ranging from approximately 1-2.5 s (Feldhütter et al., 2016; Gold et al., 2013; Kerschbaum, Lorenz, & Bengler, 2014; Lorenz et al., 2014; Zeeb et al., 2015; 2016; 2017; Vogelpohl et al., 2018). This similarity may suggest that gaze-steering RT lag times in transitions capture at least some aspects of the nature of gaze and steering coordination observed in manual steering. However, to measure RT's reliably, it is usually necessary to repeat the same task multiple times in order to derive an estimate of central tendency. This limitation in experimental design can make take-over events much more predictable than would be the case in real driving, possibly leading to artificially low RTs. It has also been well-documented that subtly different gaze locations can lead to very different mechanistic explanations when considering gaze and steering coordination (Lappi, 2014). The risk of wrongfully inferring psychological mechanisms (e.g. the driver sampling road information when they may be looking at an object close to the road) increases as the area of interest increases (Orquin & Holmqvist, 2017), especially since the catchment area used for measuring gaze RTs tends to be extremely wide (e.g. the first fixation onto any area of the windscreen; Eriksson et al., 2017; Gold et al., 2013; Kerschbaum et al., 2014;

Lorenz et al., 2014; Zeeb et al., 2015; 2016; 2017). Louw et al. (2016) used an area of interest approach (by dividing the windscreen into a central 6 degree circle and four surrounded segments) to examine the fixation placement at 200ms after take-over, and found that only 35-55% (depending on condition) of fixations were directed to the road centre, suggesting that gaze and steering coordination is only partially captured by typical RT measures.

It seems then that whilst RTs are useful for identifying safety boundaries, these sorts of temporal indicators (of gaze or steering) are restricted to time-stamping processes within the perceptual-motor control loop (Figure 2). Gaze-on-Road RT measures provide an estimate of when the process of sampling task-relevant perceptual inputs may have started, and Turn-Initiation RTs give an estimate of when the decision-making process is sufficiently advanced to trigger an initial motor output. However, it seems that there are some conditions (e.g. visual distractions during non-urgent control transitions) that have little influence over the time it takes to return hands to the wheel or eyes to the road, yet they will affect the nature of the steering response (Zeeb et al., 2016). Consequently, some authors have taken pains to draw a distinction between the time taken to return hands to the wheel or the eyes to the road ahead and the subsequent steering “quality” (smoothness and variability) of steering control (Zeeb et al., 2016; 2017; Louw et al., 2017; Vogelphohl et al., 2018). The next section briefly reviews the current approaches in the transition literature to reporting steering quality.

4.2. Beyond reaction times: steering quality during transitions

Transition researchers have adopted a variety of approaches when reporting steering quality (see Table A3). The most frequently used metrics capture behavioural extremes (prevalent examples are maximum lateral error or maximum lateral acceleration), but these necessarily capture only a snapshot of the driver’s trajectory, which may or may not have ramifications for driver safety. For example, high lateral acceleration may occur during short and sharp obstacle avoidance manoeuvres that are effective and safe. Some researchers have attempted to assess the quality of steering across

whole trajectories by taking (most commonly) the standard deviation of lane position (SDLP).

Variability of vehicle position is often used to infer how smoothly a driver is controlling the vehicle, since greater variability is associated with producing many steering corrections. Supporting the use of this metric, some papers have reported a spike in SDLP in the first few seconds after take-over (presumably when drivers are making the most corrections), corrections which take a further few seconds to dissipate (Dogan et al., 2017; Naujoks et al., 2017).

If these sorts of variability measures of vehicle behaviour are considered in isolation it can sometimes be difficult to classify 'good performance', or indeed infer what sort of control strategy underpins the trajectories taken. There is an implicit assumption that smoother trajectories are synonymous with better performance, however, fewer large steering corrections would usually be classified as smoother steering, but could lead to large errors in lane positioning. It is often more informative, therefore, to couple vehicle position metrics with other metrics relating to the driver's actions on the wheel. For example, Eriksson & Stanton, 2017b found little difference in lane position between manual and automation modes, but found large differences in steering wheel angle variability.

With metrics from both steering actions and vehicle position, one can build a better picture of the driver's control strategy (it is reassuring that recent studies have provided detailed plots of both steering wheel angle and vehicle position, see Table A3). For example, Louw et al. (2017) demonstrated that the steering wheel amplitude of an avoidance manoeuvre was related to the criticality of the near-collision situation. Considering both steering actions and vehicle position allows the evaluation of whether unstable steering is related to poor calibration (as in the case of Russell et al., 2016) or whether it is due to impaired coordination of gaze and steering (which may be the case in many of the papers cited in this review, especially for drivers looking away from the future path during take-over, for example when looking toward a displayed secondary task). Similarly, jerky steering during the few seconds after take-over can be examined to see whether this

results from successful compensatory steering (jerky steering that keeps vehicle position within acceptable limits, Donges, 1978) a behaviour which might be encouraged (e.g. by training the driver to look in the near region ahead of the vehicle). However, if jerky steering is not leading to good road positioning then perhaps different gaze behaviours patterns that enable smoother trajectories should be encouraged. Addressing these issues around perceptual-motor control requires a common framework amongst researchers, so the next section works to situate the existing evidence in the perceptual-motor control framework (Figure 3).

4.3. Comparing existing transition evidence to the perceptual-motor control loop

This final section of the review of the transition literature highlights the usefulness of adopting the conceptual framework presented in Figure 3, both with helping to interpret existing transition phenomena, and for the future of autonomous vehicle design.

One situation where the processes underpinning *perceptual-motor calibration* could offer insight is when RTs apparently fail to capture steering quality (e.g. where RTs are similar across conditions but steering quality differs; Section 4.1). Miscalibration does not necessarily lead to longer RTs (Benson et al., 2011). Furthermore, longer RTs might result from explicit corrective strategies that can improve performance by compensating for inaccurate calibration (Benson et al., 2011; Taylor et al., 2014). Therefore, while similar RTs for different transition conditions indicate that steering movements were initiated equally quickly, it would be wrong to assume that the driver is equally well-calibrated in these cases. Transitions when the driver is poorly calibrated may be identified by examining steering quality in the first few seconds of take-over (e.g. Russell et al., 2016).

Perceptual-motor calibration may explain differences in steering quality across conditions where changes in perceptual stimuli and/or time spent without active control may have altered/decayed perceptual-motor mappings. However, steering quality can vary even when the perceptual stimuli and time spent without active control have been kept constant (so the mappings have not changed), and only the amount of time between the take-over request and manual control recovery (take-over

lead time) has varied. Shorter take-over lead times are more likely to result in variable and unsafe steering behaviours than longer take-over request lead times (e.g. Gold et al., 2013; Wan & Wu, 2018; Mok et al., 2015). The difference could be partly due to changes in *gaze and steering coordination*: longer lead times allow the driver to establish useful gaze behaviours (such as tracking a point where the driver wishes to go) that provide the necessary perceptual inputs to 'feed in' to safe and smooth steering behaviours. Examining how gaze relates to the driver's future trajectory across take-over request lead times may shed light on the requisite perceptual-motor behaviours for smooth steering after take-over.

Despite the potential issues with interpreting RTs there are some fairly concrete findings emerging from comparing RTs across different scenarios and pooling the results (Zhang et al., 2018): Transition RTs seem to increase with traffic density (Gold et al., 2016; Korber et al., 2016; Radlmayr et al., 2014; Happee et al., 2017), or the addition of a secondary task (Dogan et al., 2017; Payre et al., 2017; Merat et al., 2012; Feldhutter et al., 2016), whereas RTs are quicker when the take-over is cued auditorily rather than visually (Politis et al., 2017; Walch et al., 2015; Naujoks et al., 2014) or when drivers have prior experience taking control from automated systems (Zeeb et al., 2016; Payre, Cestac, & Delhomme., 2016; Happee et al., 2017; Larsson et al., 2014; Hergeth, Lorenz, & Krems, 2017). When combined, these findings begin to illustrate key situations where take-over may be unsafe (e.g. a novice user of automation that is distracted in heavy traffic). This being the case one might wonder why it is necessary to look beyond RTs and consider the detailed issues highlighted in Sections 2 & 3? We would contend that a theoretical understanding of the mechanisms underlying driver behaviour during transitions will be invaluable. It is tempting to believe that enough experiments recording RTs from a multitude of different scenarios would be sufficient to capture human responses during transitions with a degree of precision sufficient to inform safe AV design. However the danger is that ignoring the issues identified in this manuscript will only ever lead to a partial understanding, and the measured disruption will be qualitatively different from the actual changes in steering control. New types of AV-transition scenarios are bound to occur and for

systems to be safe we need to be confident in predicting likely steering behaviours in conditions beyond those currently studied. It is simply impossible to test all possible scenarios, however a deeper understanding should lead to viable computational models (e.g. Markkula et al., 2017) that allow virtual testing across a much wider range of scenarios, extrapolating our understanding of these cases to find those where there is most risk. Ultimately of course we need to identify effective solutions that aid drivers re-engaging with their vehicles, with the aim being to identify what information the driver needs in order to re-engage the perceptual-motor loop most effectively. The concepts of *calibration* and *gaze and steering coordination* will help to provide an operational (and theoretically grounded) method of examining the extent to which someone is 'in control' and safe to drive. As shall be discussed in the next section there will be benefits to having this fundamental understanding of the underpinning processes in order to push forward research applied to the field of transitions.

5. Conclusions & Future Directions

This manuscript has outlined two key perceptual-motor processes: *perceptual-motor calibration* and *gaze and steering coordination*. These processes may be disrupted during automation with potentially detrimental effects on steering capability upon take-over, but they have hitherto received only a small amount of attention in current transition research (see Russell et al., 2016 for some promising advances in this area). For each process (see sections 3.1 & 3.2) three concrete research questions have been highlighted that are important for the design of safe AVs. These research questions map onto three categories: 1) Breaking, 2) Re-engaging, or 3) Maintaining the operational control loop (see Table 1).

Table 1. Six key Research Questions emerging from applying perceptual-motor control mechanisms to transitions out of Automation driving.

	1. Breaking the operational control loop (effect of automation)	2. Re-engaging the operational control loop (effect of automation on take-over)	3. Maintaining the operational control loop (assistance)
Perceptual-Motor Calibration	RQ1. How long does a well-calibrated human driver’s mapping persist without active control?	RQ2. What factors determine how quickly a driver can recalibrate to new conditions after a control transition?	RQ3. How can we help drivers remain well-calibrated during automated driving?
Steering & Gaze Coordination	RQ4. How does gaze behaviour change during automation?	RQ5. Do changes in gaze during automation affect <i>steering</i> control upon take-over? And if so, by what mechanism?	RQ6. How can we help drivers to maintain gaze patterns during automated driving that facilitate timely and well-calibrated re-engagement?

The answers to the research questions arranged in Table 1 will ultimately determine the practical significance of the perceptual-motor control issues raised in this manuscript. The next step will be to understand how the uncovered perceptual-motor issues connect with existing theoretical

frameworks as currently used by those investigating automated driving. Recently, Merat et al. (2018) have usefully defined driver engagement using three distinct stages: *In-the-Loop*, where a driver is in physical control of the vehicle and monitoring their environment; *On-the-Loop*, where a driver is not in physical control but is monitoring their environment; *Out-of-the-Loop*, where the driver is not monitoring the environment (regardless of whether they are in physical control). These definitions are complementary yet distinct from the perceptual-motor control issues raised in this manuscript. Merat et al.'s (2018) proposals aim to provide a shared framework to shape research questions. However, judicious applications of the definitions proposed by Merat et al. (2018) requires a precise description of what processes '*physical control*' and '*monitoring*' actually consist of. We contend that such a description needs to start at the perceptual-motor level (Figure 2 & 3): perceptual-motor control is central to *any* transition scenario, and the framework presented here (Figures 2 & 3) provides researchers with a common starting point for interpreting steering behaviour after take-over. Experiments addressing RQs 1-6 (Table 1) could lead to operational definitions for concepts such as '*physical control*' and '*monitoring*', allowing researchers to specify how far a driver is from being safely In-the-Loop (Figure 2).

One of the benefits of improving our understanding of the perceptual-motor processes supporting steering control is the facilitation of technological solutions to support automated driving. It is currently difficult to propose concrete practical solutions to the issues raised in this manuscript. However, we see clear opportunities for the use of technological advances to address RQ3 and RQ6 once answers to RQs 1, 2, 4 & 5 (Table 1) have been resolved. Two main obstacles for maintaining good calibration during transitions of control (Section 3.1) are the potentially rapid decay of perceptual-motor mappings (RQ1), and the need for active control in order to recalibrate (RQ2). These obstacles arise from transitions between 100% AV control to 100% human control, but there are intermediate AV systems often referred to as 'haptic shared control' systems (for a comprehensive review, see Abbink et al., 2018). With these systems the AV and human jointly control the vehicle, with the steering commands of the human being mediated by the AV system

(Abbink et al., 2012; Mulder et al., 2012). The benefit of such systems is that they are able to provide haptic feedback to the driver, potentially allowing sufficient 'active exploration' (Section 3.1) to prevent decay of perceptual-motor mappings during automated driving (Mars, Deroo & Hoc, 2014; Mars, Deroo, Charron, 2014) and/or reduce the time needed for recalibration during progressive transitions of control (Guo et al., in press).

In Section 3.2 we examined the potential issues with altered gaze behaviour during automation (RQ4) and considered the effects of disrupting coordination on manual control (RQ5). Head-up displays (HUD) offer the possibility of superimposing visual information over the visual scene (using 'augmented reality') that could encourage useful and appropriate gaze behaviours to assist coordination before and during a transition. In the literature HUDs have typically been employed to increase the salience of symbolic information (such as roadside hazards, signs, or other cars; Rusch et al., 2013; Eyraud et al., 2015; Langlois and Soualmi, 2016) in order to aid decision making, but these systems could be adapted to aid the re-establishment of coupled gaze and steering. For instance, Mars (2008a, 2008b) demonstrated that guiding gaze by means of a virtual target moving ahead (as a function of the changes in road curvature) improved steering stability during manual driving. If gaze patterns during AV control are found to have a major impact on resumption of control (Section 3.2), then the use of a HUD that informs drivers where they need to look based on their current direction of travel, and other environmental conditions, could be a promising avenue for investigation. The benefits these types of technology (shared control systems or HUDs) can only be realised once we have accurate and detailed models of human perceptual-motor control behaviours during (transitions out of) automated driving. Shared control systems will not only need models of human sensorimotor coordination (Abbink et al., 2011; Mulder et al., 2011; Abbink et al., 2012; Mars et al., 2011; Saleh et al., 2011), but also an appreciation of the calibration mechanisms to ensure that appropriate feedback is provided. Similarly, HUDs require a sophisticated mechanistic model of how steering and gaze are coordinated in order to appropriately train gaze.

Our hope is that by addressing the RQs raised in Table 1, and considering the perceptual-motor control issues raised in this manuscript alongside existing practices, the field of transition research may come closer to realising the benefits of automated driving technologies and ensure the automotive future is as bright as has been promised.

ACKNOWLEDGEMENTS

CDM, OTG, GM and RMW were funded by EPSRC UK grant EP/P017517/1. CDM was supported by travel grants from the Experimental Psychology Society and the University of Leeds Research Mobility Programme to visit FM and OL. FM was funded by Agence Nationale de la Recherche (AUTOCONDUCT project, grant ANR-16-CE22-0007-05). OL was supported by a post doctoral grant from the Finnish Cultural Foundation (00150514), and a researcher mobility period in Leeds for OL was supported by the Academy of Finland (279905).

Key Points

- During successful steering control driving is supported by a rapid perception-action loop that regularly updates perceptual-motor mappings to remain well-calibrated to changing conditions, and tightly couples gaze and steering behaviors.
- This perceptual-motor loop is likely to be disrupted during automated driving if perceptual-motor mappings are allowed to decay and gaze control is no longer coordinated with steering control.
- Miscalibration and uncoordinated gaze and steering behaviours are expected to lead to unstable steering control during the initial period of steering after transitions out of automated driving.
- Incorporating an understanding of perceptual-motor mechanisms into transition research will lead to an improved ability to address the issues that arise during transitions out of automated driving.

References

- Abbink, D. A., Mulder, M., Van der Helm, F. C., Mulder, M., & Boer, E. R. (2011). Measuring neuromuscular control dynamics during car following with continuous haptic feedback. *IEEE Transactions on Systems, Man and Cybernetics, Part B: Cybernetics*, 41(5), 1239-1249.
- Abbink, D. A., Cleij, D., Mulder, M., & van Paassen, M. M. (2012, October). The importance of including knowledge of neuromuscular behaviour in haptic shared control. In *Systems, Man, and Cybernetics (SMC), 2012 IEEE International Conference on* (pp. 3350-3355). IEEE.
- Abbink, D. A., Carlson, T., Mulder, M., de Winter, J. C., Aminravan, F., Gibo, T. L., & Boer, E. R. (2018). A Topology of Shared Control Systems—Finding Common Ground in Diversity. *IEEE Transactions on Human-Machine Systems*, (99), 1-17.
- Ahissar, E., & Assa, E. (2016). Perception as a closed-loop convergence process. *Elife*, 5, e12830.
- Authié, C. N., Hilt, P. M., Berthoz, A., & Bennequin, D. (2015). Differences in gaze anticipation for locomotion with and without vision. *Frontiers in human neuroscience*, 9, 312.
- Bagloee, S. A., Tavana, M., Asadi, M., & Oliver, T. (2016). Autonomous vehicles: challenges, opportunities, and future implications for transportation policies. *Journal of Modern Transportation*, 24(4), 284–303. <https://doi.org/10.1007/s40534-016-0117-3>
- Blaauw, G. J., Godthelp, H., & Milgram, P. (1984). Optimal control model applications and field measurements with respect to car driving. *Vehicle System Dynamics*, 13(2), 93-111.
- Benderius, O., & Markkula, G. (2014, September). Evidence for a fundamental property of steering. In *Proceedings of the human factors and ergonomics society annual meeting* (Vol. 58, No. 1, pp. 884-888). Sage CA: Los Angeles, CA: SAGE Publications.
- Benson, B. L., Anguera, J. A., & Seidler, R. D. (2011). A spatial explicit strategy reduces error but interferes with sensorimotor adaptation. *Journal of neurophysiology*, 105(6), 2843-2851.
- Boer, E. R. (2016). What Preview Elements do Drivers Need? *IFAC-PapersOnLine*, 49(19), 102-107.
- Bourgeois, J., & Coello, Y. (2012). Effect of visuomotor calibration and uncertainty on the perception of peripersonal space. *Attention, Perception, & Psychophysics*, 74(6), 1268-1283.
- Blommer, M., Curry, R., Swaminathan, R., Tijerina, L., Talamonti, W., & Kochhar, D. (2017). Driver brake vs. steer response to sudden forward collision scenario in manual and automated driving modes. *Transportation Research Part F: Traffic Psychology and Behaviour*, 45, 93–101. <https://doi.org/10.1016/j.trf.2016.11.006>
- Brand, M. T., & de Oliveira, R. F. (2017). Recalibration in functional perceptual-motor tasks: A systematic review. *Human movement science*, 56, 54-70.
- Carsten, O., Lai, F. C., Barnard, Y., Jamson, A. H., & Merat, N. (2012). Control task substitution in semiautomated driving: Does it matter

- what aspects are automated?. *Human factors*, 54(5), 747-761.
- Castro, L. N. G., Hadjiosif, A. M., Hemphill, M. A., & Smith, M. A. (2014). Environmental consistency determines the rate of motor adaptation. *Current Biology*, 24(10), 1050-1061.
- Chan, C. Y. (2017). Advancements, prospects, and impacts of automated driving systems. *International journal of transportation science and technology*, 6(3), 208-216.
- Chattington, M., Wilson, M., Ashford, D., & Marple-Horvat, D. E. (2007). Eye-steering coordination in natural driving. *Experimental Brain Research*, 180(1), 1–14. <https://doi.org/10.1007/s00221-006-0839-2>
- Coats, R., Bingham, G. P., & Mon-Williams, M. (2008). Calibrating grasp size and reach distance: interactions reveal integral organization of reaching-to-grasp movements. *Experimental Brain Research*, 189(2), 211-220.
- Dambock, D., T. Weissgerber, M. Kienle, and K. Bengler. 2013. "Requirements for cooperative vehicle guidance." *IEEE Conference on Intelligent Transportation Systems, Proceedings*, ITSC 1656– 1661. <https://doi.org/10.1109/ITSC.2013.6728467>
- Deborne, R., Gilles, R., & Kemeny, A. (2012). *Modeling Driver Adaptation Capabilities in Critical Driving Situations* (No. 2012-01-1179). SAE Technical Paper.
- de Winter, J. C. F., Happee, R., Martens, M. H., & Stanton, N. A. (2014). Effects of adaptive cruise control and highly automated driving on workload and situation awareness: A review of the empirical evidence. *Transportation Research Part F: Traffic Psychology and Behaviour*, 27(PB), 196–217. <https://doi.org/10.1016/j.trf.2014.06.016>
- DinparastDjadid, A., Lee, J. D., Schwarz, C., Venkatraman, V., Brown, T. L., Gasper, J., & Gunaratne, P. (2017). After the fail: How far will drivers drift after a sudden transition of control. In *Proceedings of the Fourth International Symposium on Future Active Safety Technology—Towards zero traffic accidents*.
- Dixit, V. V., Chand, S., Nair, D. J., Payre, W., Cestac, J., Delhomme, P., ... Koppa, R. (2016). Autonomous Vehicles: Disengagements, Accidents and Reaction Times. *Plos One*, 11(12), e0168054. <https://doi.org/10.1371/JOURNAL.PONE.0168054>
- Dogan, E., Rahal, M. C., Deborne, R., Delhomme, P., Kemeny, A., & Perrin, J. (2017). Transition of control in a partially automated vehicle: Effects of anticipation and non-driving-related task involvement. *Transportation Research Part F: Traffic Psychology and Behaviour*, 46, 205–215. <https://doi.org/10.1016/j.trf.2017.01.012>
- Donges, E. (1999). A Conceptual Framework for Active Safety in Road Traffic. *Vehicle System Dynamics*, 32(2–3), 113–128. <https://doi.org/10.1076/vesd.32.2.113.2089>
- Endsley, M. R. (2017). From Here to Autonomy: Lessons Learned From Human–Automation Research. *Human Factors*, 59(1), 5–27. <https://doi.org/10.1177/0018720816681350>
- Eriksson, A., Banks, V. A., & Stanton, N. A. (2017). Transition to Manual: comparing simulator with on-road control transitions. *Accident Analysis and Prevention*, 102, 227–234. <https://doi.org/10.1016/j.aap.2017.03.011>

- Eriksson, A., & Stanton, N. A. (2017a). Takeover Time in Highly Automated Vehicles: Noncritical Transitions to and From Manual Control. *Human Factors*, 59(4), 689-705. <https://doi.org/10.1177/0018720816685832>
- Eriksson, A., & Stanton, N. A. (2017b). Driving performance after self-regulated control transitions in highly automated vehicles. *Human Factors*, 59(8), 1233-1248.
- Eriksson, A., Petermeijer, S. M., Zimmerman, M., De Winter, J. C. F., Bengler, K. J., & Stanton, N. A. (2017). Rolling out the red (and green) carpet: supporting driver decision making in automation-to-manual transitions. *IEEE Transactions on Human-Machine Systems*. <http://doi.org/10.1002/elan>.
- Eyraud, R., Zibetti, E., & Baccino, T. (2015). Allocation of visual attention while driving with simulated augmented reality. *Transportation research part F: traffic psychology and behaviour*, 32, 46-55.
- Fagnant, D. J., & Kockelman, K. (2015). Preparing a nation for autonomous vehicles: Opportunities, barriers and policy recommendations. *Transportation Research Part A: Policy and Practice*, 77, 167–181. <https://doi.org/10.1016/j.tra.2015.04.003>
- Fajen, B. R. (2005). Perceiving possibilities for action: On the necessity of calibration and perceptual learning for the visual guidance of action. *Perception*, 34(6), 717-740.
- Fajen, B. R. (2007). Rapid recalibration based on optic flow in visually guided action. *Experimental Brain Research*, 183(1), 61-74.
- Fajen, B. R. (2008). Learning novel mappings from optic flow to the control of action. *Journal of Vision*, 8(11), 1-12.
- Fajen, B. R., & Warren, W. H. (2003). Behavioral dynamics of steering, obstacle avoidance, and route selection. *Journal of Experimental Psychology: Human Perception and Performance*, 29(2), 343.
- Feldhütter, A., Gold, C., Schneider, S., & Bengler, K. J. (2016). How the Duration of Automated Driving Influences Take-Over Performance and Gaze Behavior. *Arbeit in Komplexen Systemen - Digital, Vernetzt, Human?!*, (62), 1–7. <https://doi.org/10.1007/978-3-662-48661-0>
- Flach, J. M. (1995). Situation Awareness: Proceed with Caution. *Human Factors*, 37(1), 149–157. <https://doi.org/10.1518/001872095779049480>
- Franklin, D. W., & Wolpert, D. M. (2011). Computational mechanisms of sensorimotor control. *Neuron*, 72(3), 425-442.
- Franklin, S., Wolpert, D. M., & Franklin, D. W. (2017). Rapid visuomotor feedback gains are tuned to the task dynamics. *Journal of neurophysiology*, 118(5), 2711-2726.
- Gabbard, J. L., Fitch, G. M., & Kim, H. (2014). Behind the Glass: Driver challenges and opportunities for AR automotive applications. *Proceedings of the IEEE*, 102(2), 124-136.
- Gibson, J. J. (1958). Visually controlled locomotion and visual orientation in animals. *British journal of psychology*, 49(3), 182-194.
- Gold, C., Damböck, D., Lorenz, L., & Bengler, K. J. (2013). "Take over!" How long does it take to get the driver back into the loop? *Proceedings of the Human Factors and Ergonomics Society Annual Meeting*, 57(1), 1938–1942.

<https://doi.org/10.1177/1541931213571433>

Gold, C., Körber, M., Lechner, D., & Bengler, K. (2016). Taking Over Control From Highly Automated Vehicles in Complex Traffic Situations. *Human Factors: The Journal of the Human Factors and Ergonomics Society*, 58(4), 642–652.

<https://doi.org/10.1177/0018720816634226>

Guo, C., Sentouh, C., Popieul, J. C., & Haué, J. B. (in press). Predictive shared steering control for driver override in automated driving: A simulator study. *Transportation Research Part F: Traffic Psychology and Behaviour*.

Halmaoui, H., Joulan, K., Hautière, N., Cord, A., & Brémond, R. (2014). Quantitative model of the driver's reaction time during daytime fog—application to a head up display-based advanced driver assistance system. *IET intelligent transport systems*, 9(4), 375-381.

Happee, R., Gold, C., Radlmayr, J., Hergeth, S., & Bengler, K. (2017). Take-over performance in evasive manoeuvres. *Accident Analysis and Prevention*, 106(January 2016), 211–222. <https://doi.org/10.1016/j.aap.2017.04.017>

Hergeth, S., Lorenz, L., & Krems, J. F. (2017). Prior familiarization with takeover requests affects drivers' takeover performance and automation trust. *Human factors*, 59(3), 457-470.

Huang, V. S., Haith, A., Mazzoni, P., & Krakauer, J. W. (2011). Rethinking motor learning and savings in adaptation paradigms: model-free memory for successful actions combines with internal models. *Neuron*, 70(4), 787-801.

Hoc, J.-M., Mars, F., Milleville-Pennel, I., Jolly, É., Netto, M., & Blosserville, J.-M. (2006). *Human-machine cooperation in car driving for lateral safety : delegation and mutual control*. *Le travail humain* (Vol. 69). <https://doi.org/10.3917/th.692.0153>

Hollands, M. A., Patla, A. E., & Vickers, J. N. (2002). "Look where you're going!": gaze behaviour associated with maintaining and changing the direction of locomotion. *Experimental brain research*, 143(2), 221-230.

Hollnagel, E., Nåbo, A., & Lau, I. V. (2003). A systemic model for driver-in-control. *PROCEEDINGS of the Second International Driving Symposium on Human Factors in Driver Assessment, Training and Vehicle Design*, 86–91. <https://doi.org/Export Date 14 October 2011>

Horrey, W., & Wickens, C. (2007). In-vehicle glance duration: distributions, tails, and model of crash risk. *Transportation Research Record: Journal of the Transportation Research Board*, (2018), 22-28.

Jahn, K., Kalla, R., Karg, S., Strupp, M., & Brandt, T. (2006). Eccentric eye and head positions in darkness induce deviation from the intended path. *Experimental brain research*, 174(1), 152-157.

Jamson, A. H., Merat, N., Carsten, O. M. J., & Lai, F. C. H. (2013). Behavioural changes in drivers experiencing highly-automated vehicle control in varying traffic conditions. *Transportation Research Part C: Emerging Technologies*, 30(May 2013), 116–125. <https://doi.org/10.1016/j.trc.2013.02.008>

Johns, T. A., & Cole, D. J. (2015). Measurement and mathematical model of a driver's intermittent compensatory steering control. *Vehicle System Dynamics*, 53(12), 1811-1829.

- Johns, M., Mok, B., Talamonti, W., Sibi, S., & Ju, W. (2017). Looking ahead: Anticipatory interfaces for driver-automation collaboration. *2017 IEEE 20th International Conference on Intelligent Transportation Systems (ITSC)*, 1-7.
- Kerschbaum, P., Lorenz, L., & Bengler, K. J. (2014). Highly automated driving with a decoupled steering wheel. *Proceedings of the Human Factors and Ergonomics Society Annual Meeting*, 58(1), 1686–1690. <https://doi.org/10.1177/1541931214581352>
- Kircher, K., Larsson, A., & Hultgren, J. A. (2014). Tactical driving behavior with different levels of automation. *IEEE Transactions on Intelligent Transportation Systems*, 15(1), 158–167. <https://doi.org/10.1109/TITS.2013.2277725>
- Kolekar, S., Mugge, W., & Abbink, D. (2018). Modeling Intradriver Steering Variability Based on Sensorimotor Control Theories. *IEEE Transactions on Human-Machine Systems*, 48(3), 291-303.
- Körber, M., Weißgerber, T., Kalb, L., Blaschke, C., & Farid, M. (2015). Prediction of take-over time in highly automated driving by two psychometric tests. *Dyna*, 82(193), 195-201.
- Körber, M., Gold, C., Lechner, D., & Bengler, K. J. (2016). The influence of age on the take-over of vehicle control in highly automated driving. *Transportation Research Part F: Traffic Psychology and Behaviour*, 39, 19–32. <https://doi.org/10.1016/j.trf.2016.03.002>
- Kountouriotis, G. K., Floyd, R. C., Gardner, P. H., Merat, N., & Wilkie, R. M. (2012). The role of gaze and road edge information during high-speed locomotion. *Journal of experimental psychology: human perception and performance*, 38(3), 687-702
- Krakauer, J. W., & Mazzoni, P. (2011). Human sensorimotor learning: adaptation, skill, and beyond. *Current opinion in neurobiology*, 21(4), 636-644.
- Kröger, F. (2016) Automated Driving in Its Social, Historical and Cultural Contexts. In: Maurer M., Gerdes J., Lenz B., Winner H. (eds) Autonomous Driving. Springer, Berlin, Heidelberg
- Kyriakidis, M., Happee, R., & De Winter, J. C. F. (2015). Public opinion on automated driving: Results of an international questionnaire among 5000 respondents. *Transportation Research Part F: Traffic Psychology and Behaviour*, 32(October 2017), 127–140. <https://doi.org/10.1016/j.trf.2015.04.014>
- Land, M. F. (1992). Predictable eye-head coordination during driving. *Nature*, 359(6393), 318.
- Land, M. F., & Lee, D. N. (1994). Where we look when we steer. *Nature*, 369, 742–744. Retrieved from <http://psycnet.apa.org/psycinfo/1995-00282-001>
- Land, M.F. (1998). The visual control of steering. In: Harris, L.R. & Jenkin, M. (eds.): Vision and action. Cambridge university press: Cambridge. Pp. 163-180.
- Land, M. F., & Hayhoe, M. (2001). In what ways do eye movements contribute to everyday activities?. *Vision research*, 41(25-26), 3559-3565.
- Land, M. F., & Tatler, B. W. (2001). Steering with the head: The visual strategy of a racing driver. *Current Biology*, 11(15), 1215-1220.
- Land, M.F. & Tatler, B.W. (2009). Looking and acting: Vision and eye movements in natural behaviour. *Oxford: Oxford University Press*.

- Langlois, S., & Soualmi, B. (2016, November). Augmented reality versus classical HUD to take over from automated driving: An aid to smooth reactions and to anticipate maneuvers. In *Intelligent Transportation Systems (ITSC), 2016 IEEE 19th International Conference on* (pp. 1571-1578). IEEE.
- Lappi, O. (2014). Future path and tangent point models in the visual control of locomotion in curve driving. *Journal of vision*, *14*(12), 21-21.
- Lappi, O., Lehtonen, E., Pekkanen, J., & Itkonen, T. (2013). Beyond the tangent point: gaze targets in naturalistic driving. *Journal of Vision*, *13*(13), 11-11.
- Lappi, O., Rinkkala, P., & Pekkanen, J. (2017). Systematic Observation of an Expert Driver's Gaze Strategy—An On-Road Case Study. *Frontiers in psychology*, *8*, 620.
- Lappi, O., & Mole, C. D. (2018). Visuomotor Control, Eye Movements, and Steering: A Unified Approach for Incorporating Feedback, Feedforward, and Internal Models. *Psychological bulletin*.
- Larsson, A. F. L., Kircher, K., Hultgren, J. A., & Andersson, J. (2014). Learning from experience: Familiarity with ACC and responding to a cut-in situation in automated driving. *Transportation Research Part F: Traffic Psychology and Behaviour*, *27*(PB), 229–237. <https://doi.org/10.1016/j.trf.2014.05.008>
- Lee, D. N. (1976). A theory of visual control of braking based on information about time-to-collision. *Perception*, *5*(4), 437-459.
- Lehtonen, E., Lappi, O., Koirikivi, I., & Summala, H. (2014). Effect of driving experience on anticipatory look-ahead fixations in real curve driving. *Accident; Analysis and Prevention*, *70*, 195–208. <https://doi.org/10.1016/j.aap.2014.04.002>
- Lehtonen, E., Lappi, O., Kotkanen, H., & Summala, H. (2013). Look-ahead fixations in curve driving. *Ergonomics*, *56*(1), 34–44. <https://doi.org/10.1080/00140139.2012.739205>
- Lehtonen, E., Lappi, O., & Summala, H. (2012). Anticipatory eye movements when approaching a curve on a rural road depend on working memory load. *Transportation Research Part F: Traffic Psychology and Behaviour*, *15*(3), 369–377. <https://doi.org/10.1016/j.trf.2011.08.007>
- Liu, K., & Green, P. (2017, September). The Conclusion of a Driving Study About Warnings Depends upon How Response Time is Defined. In *Proceedings of the Human Factors and Ergonomics Society Annual Meeting* (Vol. 61, No. 1, pp. 1876-1880). Sage CA: Los Angeles, CA: SAGE Publications.
- Lorenz, L., Kerschbaum, P., & Schumann, J. (2014). Designing take over scenarios for automated driving : How does augmented reality support the driver to get back into the loop? *Proceedings of the Human Factors and Ergonomics Society 58th Annual Meeting - 2014*, *1*, 1681–1685. <https://doi.org/10.1177/1541931214581351>
- Louw, T., & Merat, N. (2017). Are you in the loop? Using gaze dispersion to understand driver visual attention during vehicle automation. *Transportation Research Part C: Emerging Technologies*, *76*, 35-50.
- Louw, T., Madigan, R., Carsten, O., & Merat, N. (2016). Were they in the loop during automated driving ? Links between visual attention

- and crash potential. *Injury Prevention*, (August), 1–13. <https://doi.org/10.1136/injuryprev-2016-042155>
- Louw, T., Markkula, G., Boer, E., Madigan, R., Carsten, O., & Merat, N. (2017). Coming back into the loop: Drivers' perceptual-motor performance in critical events after automated driving. *Accident; Analysis and Prevention*, 108(February), 9–18. <https://doi.org/10.1016/j.aap.2017.08.011>
- Louw, T., Merat, N., & Jamson, H. (2015a). Engaging with highly automated driving. To be or not to be in the loop. *8th International Driving Symposium on Human Factors in Driver Assessment, Training and Vehicle Design, Salt Lake City, Utah, USA*, 190–196. <https://doi.org/10.13140/RG.2.1.2788.9760>
- Louw, T., Kountouriotis, G., Carsten, O., & Merat, N. (2015b). Driver inattention during vehicle automation: how does driver engagement affect resumption of control? In *4th International Conference on Driver Distraction and Inattention (DDI2015), Sydney: proceedings*. ARRB Group.
- Lu, Z., Happee, R., Cabrall, C. D. D., Kyriakidis, M., Winter, J. C. F. De, & de Winter, J. C. F. (2016). Human factors of transitions in automated driving: A general framework and literature survey. *Transportation Research Part F: Traffic Psychology and Behaviour*, 43, 183–198. <https://doi.org/10.1016/j.trf.2016.10.007>
- Mackenzie, A. K., & Harris, J. M. (2015). Eye movements and hazard perception in active and passive driving. *Visual cognition*, 23(6), 736–757.
- Madigan, R., Louw, T., Merat, N. (2018). The effect of varying levels of vehicle automation on drivers' lane changing behaviour. *PLoS ONE* 13(2): e0192190. <https://doi.org/10.1371/journal.pone.0192190>
- Markkula, G., Boer, E., Romano, R., & Merat, N. (2018). Sustained sensorimotor control as intermittent decisions about prediction errors: Computational framework and application to ground vehicle steering. *Biological cybernetics*, 112(3), 181–207.
- Mars, F. (2008a). Driving around bends with manipulated eye-steering coordination. *Journal of vision*, 8(11), 1–11
- Mars, F. (2008b). Steering and gaze control modifications from directed or spontaneous use of a visual augmentation cue. In *Proceedings of the Human Factors and Ergonomics Society Annual Meeting* (Vol. 52, No. 19, pp. 1541–1545). Sage CA: Los Angeles, CA: Sage Publications.
- Mars, F. & Chevrel, P. (2017). Modelling human control of steering for the design of advanced driver assistance systems, *Annual Reviews in Control*, 44, p. 292–302.
- Mars, F., & Navarro, J. (2012). Where we look when we drive with or without active steering wheel control. *PLoS One*, 7(8), e43858. <https://doi.org/10.1371/journal.pone.0043858>
- Mars, F., Deroo, M., & Hoc, J. M. (2014). Analysis of human-machine cooperation when driving with different degrees of haptic shared control. *IEEE transactions on haptics*, 7(3), 324–333.
- Mars, F., Deroo, M., & Charron, C. (2014, October). Driver adaptation to haptic shared control of the steering wheel. In *Systems, Man and*

- Cybernetics (SMC), 2014 IEEE International Conference on* (pp. 1505-1509). IEEE.
- Mars, F., Saleh, L., Chevrel, P., Claveau, F., & Lafay, J. F. (2011, September). Modeling the visual and motor control of steering with an eye to shared-control automation. In *Proceedings of the human factors and ergonomics society annual meeting* (Vol. 55, No. 1, pp. 1422-1426). Sage CA: Los Angeles, CA: Sage Publications.
- Matthis, J. S., Yates, J. L., & Hayhoe, M. M. (2018). Gaze and the control of foot placement when walking in natural terrain. *Current Biology, 28*(8), 1224-1233.
- McGehee, D. V., Lee, J. D., Rizzo, M., Dawson, J., & Bateman, K. (2004). Quantitative analysis of steering adaptation on a high performance fixed-base driving simulator. *Transportation Research Part F: Traffic Psychology and Behaviour, 7*(3), 181-196.
- McRuer, D., Allen, R. Weir, D. & Klein, R. (1977). New results in driver steering control models. *Human Factors, 19*(4), 381-397.
- Melcher, V., Rauh, S., Diederichs, F., Widlroither, H., & Bauer, W. (2015). Take-over requests for automated driving. *Procedia Manufacturing, 3*, 2867-2873.
- Mennie, N., Hayhoe, M., & Sullivan, B. (2007). Look-ahead fixations: anticipatory eye movements in natural tasks. *Experimental Brain Research, 179*(3), 427-442.
- Merat, N., Jamson, A. H., Lai, F. C., Daly, M., & Carsten, O. M. (2014). Transition to manual: Driver behaviour when resuming control from a highly automated vehicle. *Transportation research part F: traffic psychology and behaviour, 27*, 274-282.
- Michon, J. A. (1985). A critical view of driver behavior models: what do we know, what should we do? *Human Behavior and Traffic Safety*, 485-520. <https://doi.org/10.1007/978-1-4613-2173-6>
- Mok, B. K., Johns, M., Lee, K. J., Miller, D., Sirkin, D., Ive, H. P., & Ju, W. (2015, September). Emergency, Automation Off: Unstructured Transition Timing for Distracted Drivers of Automated Vehicles. *EEE Conference on Intelligent Transportation Systems, Proceedings, ITSC* (pp. 2458-2464).
- Molloy, R., & Parasuraman, R. (1996). Monitoring an Automated System for a Single Failure: Vigilance and Task Complexity Effects. *Human Factors: The Journal of the Human Factors and Ergonomics Society, 38*(2), 311-322. <https://doi.org/10.1177/001872089606380211>
- Mon-Williams, M., & Bingham, G. P. (2007). Calibrating reach distance to visual targets. *Journal of Experimental Psychology: Human Perception and Performance, 33*(3), 645-656
- Mulder, M., Pool, D. M., Abbink, D. A., Boer, E. R., Zaal, P. M. T., Drop, F. M., ... van Paassen, M. M. (2017). Manual Control Cybernetics: State-of-the-Art and Current Trends. *IEEE Transactions on Human-Machine Systems, (October)*, 1-18. <https://doi.org/10.1109/THMS.2017.2761342>
- Mulder, M., Abbink, D. A., van Paassen, M. M., & Mulder, M. (2011). Design of a haptic gas pedal for active car-following support. *IEEE Transactions on Intelligent Transportation Systems, 12*(1), 268-279.
- Mulder, M., Pool, D. M., Abbink, D. A., Boer, E. R., & van Paassen, M. M. (2016). Fundamental issues in manual control cybernetics. *IFAC-*

PapersOnLine, 49(19), 1-6.

- Nash, C. J., Cole, D. J., & Bigler, R. S. (2016). A review of human sensory dynamics for application to models of driver steering and speed control. *Biological cybernetics*, 110(2-3), 91-116.
- Naujoks, F., Mai, C., & Neukum, A. (2014). The effect of urgency of take-over requests during highly automated driving under distraction conditions. *Advances in Human Aspects of Transportation*, 7(Part I), 431.
- Naujoks, F., Purucker, C., Neukum, A., Wolter, S., & Steiger, R. (2015). Controllability of Partially Automated Driving functions—Does it matter whether drivers are allowed to take their hands off the steering wheel?. *Transportation research part F: traffic psychology and behaviour*, 35, 185-198.
- Naujoks, F., Purucker, C., Wiedemann, K., Neukum, A., Wolter, S., & Steiger, R. (2017). Driving performance at lateral system limits during partially automated driving. *Accident Analysis & Prevention*, 108(August), 147–162. <https://doi.org/10.1016/j.aap.2017.08.027>
- Navarro, J., François, M., & Mars, F. (2016). Obstacle avoidance under automated steering: impact on driving and gaze behaviours. *Transportation Research Part F: Traffic Psychology and Behaviour*, (September). <https://doi.org/10.1016/j.trf.2016.09.007>
- Orquin, J. L., & Holmqvist, K. (2017). Threats to the validity of eye-movement research in psychology. *Behavior research methods*, 1-12.
- Payre, W., Cestac, J., & Delhomme, P. (2016). Fully automated driving: Impact of trust and practice on manual control recovery. *Human factors*, 58(2), 229-241.
- Payre, W., Cestac, J., Dang, N. T., Vienne, F., & Delhomme, P. (2017). Impact of training and in-vehicle task performance on manual control recovery in an automated car. *Transportation Research Part F: Traffic Psychology and Behaviour*, 46, 216–227. <https://doi.org/10.1016/j.trf.2017.02.001>
- Pekkanen, J., Lappi, O., Itkonen, T. H., & Summala, H. (2017). Task-difficulty homeostasis in car following models: experimental validation using self-paced visual occlusion. *PLoS one*, 12(1), e0169704.
- Pekkanen J., Lappi O., Rinkkala P., Tuhkanen S., Frantsi R. & Summala H. (2018). A computational model for driver's cognitive state, visual perception and intermittent attention in a distracted car following task. *Royal Society: Open Science*. 5: 180194. <http://dx.doi.org/10.1098/rsos.180194>
- Pelah, A., & Barlow, H. B. (1996). Visual illusion from running. *Nature*. 381(6580). 283
- Pelz, J. B., & Canosa, R. (2001). Oculomotor behavior and perceptual strategies in complex tasks. *Vision research*, 41(25-26), 3587-3596.
- Petermeijer, S. M., Bazilinskyy, P., Bengler, K. J., de Winter, J. C. F., & Winter, J. De. (2017a). Take-over again: Investigating multimodal and directional TORs to get the driver back into the loop. *Applied Ergonomics*, 62, 204–215. <https://doi.org/10.1016/j.apergo.2017.02.023>
- Petermeijer, S. M., Cieler, S., Winter, J. C. F. De, & de Winter, J. C. F. (2017b). Comparing spatially static and dynamic vibrotactile take-over requests in the driver seat. *Accident Analysis and Prevention*, 99, 218–227. <https://doi.org/10.1016/j.aap.2016.12.001>

- Politis, I., Brewster, S., & Pollick, F. (2017). Using Multimodal Displays to Signify Critical Handovers of Control to Distracted Autonomous Car Drivers. *International Journal of Mobile Human-Computer Interaction*, (April), In Press.
- Radlmayr, J., Gold, C., Lorenz, L., Farid, M., & Bengler, K. J. (2014). How Traffic Situations and Non-Driving Related Tasks Affect the Take-Over Quality in Highly Automated Driving. *Proceedings of the Human Factors and Ergonomics Society Annual Meeting*, 58(1), 2063–2067. <https://doi.org/10.1177/1541931214581434>
- Raw, R. K., Kountouriotis, G. K., Mon-Williams, M., & Wilkie, R. M. (2012). Movement control in older adults: does old age mean middle of the road?. *Journal of experimental psychology: human perception and performance*, 38(3), 735.
- Readinger, W. O., Chatziastros, A., Cunningham, D. W., Bühlhoff, H. H., & Cutting, J. E. (2002). Gaze-eccentricity effects on road position and steering. *Journal of Experimental Psychology: Applied*, 8(4), 247-258
- Regan, D., & Gray, R. (2000). Visually guided collision avoidance and collision achievement. *Trends in cognitive sciences*, 4(3), 99-107
- Robertshaw, K. D., & Wilkie, R. M. (2008). Does gaze influence steering around a bend?. *Journal of Vision*, 8(4), 1-13.
- Redding, G. M., Rossetti, Y., & Wallace, B. (2005). Applications of prism adaptation: a tutorial in theory and method. *Neuroscience & Biobehavioral Reviews*, 29(3), 431-444.
- Ronen, A., & Yair, N. (2013). The adaptation period to a driving simulator. *Transportation research part F: traffic psychology and behaviour*, 18, 94-106.
- Rusch, M. L., Schall Jr, M. C., Gavin, P., Lee, J. D., Dawson, J. D., Vecera, S., & Rizzo, M. (2013). Directing driver attention with augmented reality cues. *Transportation research part F: traffic psychology and behaviour*, 16, 127-137.
- Russell, H. E., Harbott, L. K., Nisky, I., Pan, S., Okamura, A. M., & Gerdes, J. C. (2016). Motor learning affects car-to-driver handover in automated vehicles. *Science Robotics*, 1 (eaah5682).
- SAE. (2016). Taxonomy and Definitions for Terms Related to Driving Automation Systems for On-Road Motor Vehicles. https://doi.org/10.4271/J3016_201609
- Saito, T., Wada, T., & Sonoda, K. (2018). Control Authority Transfer Method for Automated-to-Manual Driving Via a Shared Authority Mode. *IEEE Transactions on Intelligent Vehicles*, 3(2), 198-207.
- Salvucci, D. D. (2006). Modeling Driver Behavior in a Cognitive Architecture. *Human Factors: The Journal of the Human Factors and Ergonomics Society*, 48(2), 362–380. <https://doi.org/10.1518/00187200677724417>
- Sahami, S., & Sayed, T. (2010). Insight into steering adaptation patterns in a driving simulator. *Transportation Research Record: Journal of the Transportation Research Board*, (2185), 33-39.
- Saleh, L., Chevrel, P., Mars, F., Lafay, J. F., & Claveau, F. (2011, August). Human-like cybernetic driver model for lane keeping. In *Proceedings of the 18th World Congress of the International Federation of Automatic Control* (pp. 4368-4373).
- Salvucci, D. D., & Gray, R. (2004). A two-point visual control model of steering. *Perception*, 33(10), 1233–48.

- Scott, S., & Gray, R. (2010). Switching tools: Perceptual-motor recalibration to weight changes. *Experimental brain research*, 201(2), 177-189.
- Senders, J. W., Kristofferson, A. B., Levison, W. H., Dietrich, C. W., & Ward, J. L. (1967). The attentional demand of automobile driving. *Highway research record*, (195).
- Seppelt, B. D., & Victor, T. (2016). Road Vehicle Automation 3, (January). <https://doi.org/10.1007/978-3-319-40503-2>
- Shadmehr, R., Smith, M. A., & Krakauer, J. W. (2010). Error correction, sensory prediction, and adaptation in motor control. *Annual review of neuroscience*, 33, 89-108.
- Shen, S., & Neyens, D. M. (2017). Assessing drivers' response during automated driver support system failures with non-driving tasks. *Journal of Safety Research*, 61, 149–155. <https://doi.org/10.1016/j.jsr.2017.02.009>
- Sousa, N., Almeida, A., Coutinho-Rodrigues, J., & Natividade-Jesus, E. (2017). Dawn of autonomous vehicles: review and challenges ahead. *Proceedings of the Institution of Civil Engineers - Municipal Engineer*, 1–12. <https://doi.org/10.1680/jmuen.16.00063>
- Strand, N., Nilsson, J., Karlsson, I. C. M., & Nilsson, L. (2014). Semi-automated versus highly automated driving in critical situations caused by automation failures. *Transportation Research Part F: Traffic Psychology and Behaviour*, 27(PB), 218–228. <https://doi.org/10.1016/j.trf.2014.04.005>
- Taylor, J. A., Krakauer, J. W., & Ivry, R. B. (2014). Explicit and implicit contributions to learning in a sensorimotor adaptation task. *Journal of Neuroscience*, 34(8), 3023-3032.
- Telpaz, A., Rhindress, B., Zelman, I., & Tsimhoni, O. (2015, September). Haptic seat for automated driving: preparing the driver to take control effectively. In *Proceedings of the 7th International Conference on Automotive User Interfaces and Interactive Vehicular Applications* (pp. 23-30). ACM.
- Toffin, D., Reymond, G., Kemeny, A., & Droulez, J. (2007). Role of steering wheel feedback on driver performance: driving simulator and modeling analysis. *Vehicle System Dynamics*, 45(4), 375-388.
- Tresilian, J. (2012). *Sensorimotor control and learning: An introduction to the behavioral neuroscience of action* (pp. 805-815). London, UK: Palgrave Macmillan.
- van Andel, S., Cole, M. H., & Pepping, G. J. (2017). A systematic review on perceptual-motor calibration to changes in action capabilities. *Human movement science*, 51, 59-71.
- Van Den Beukel, A. P., & van der Voort, M. C. (2017). How to assess driver's interaction with partially automated driving systems – A framework for early concept assessment. *Applied Ergonomics*, 59, 302–312. <https://doi.org/10.1016/j.apergo.2016.09.005>
- Van Den Beukel, A. P., & Van Der Voort, M. C. (2013). The influence of time-criticality on Situation Awareness when retrieving human control after automated driving. *IEEE Conference on Intelligent Transportation Systems, Proceedings, ITSC, (Itsc)*, 2000–2005. <https://doi.org/10.1109/ITSC.2013.6728523>

- van der El, K., Pool, D. M., & Mulder, M. (2017). Measuring and modeling driver steering behavior: From compensatory tracking to curve driving. *Transportation Research Part F: Traffic Psychology and Behaviour*, (October). <https://doi.org/10.1016/j.trf.2017.09.011>
- van der Meulen, H., Kun, A. L., & Janssen, C. P. (2016). Switching Back to Manual Driving: How Does it Compare to Simply Driving Away After Parking? In *Proceedings of the 8th International Conference on Automotive User Interfaces and Interactive Vehicular Applications (AutomotiveUI '16), October 24–26, 2016, Ann Arbor, MI, USA* (pp. 229–236). <https://doi.org/10.1145/3003715.3005452>
- Vansteenkiste, P., Van Hamme, D., Veelaert, P., Philippaerts, R., Cardon, G., & Lenoir, M. (2014). Cycling around a curve: the effect of cycling speed on steering and gaze behavior. *PLoS one*, 9(7), e102792.
- Wada, T., & Kondo, R. (2017). Shared authority mode: Connecting automated and manual driving for smooth authority transfer. *Proceedings of FAST-zero*.
- Walch, M., Lange, K., Baumann, M., & Weber, M. (2015, September). Autonomous driving: investigating the feasibility of car-driver handover assistance. In *Proceedings of the 7th International Conference on Automotive User Interfaces and Interactive Vehicular Applications* (pp. 11-18). ACM.
- Wallis, G., Chatziastros, A., & Bühlhoff, H. (2002). An unexpected role for visual feedback in vehicle steering control. *Current Biology*, 12(4), 295-299.
- Wallis, G., Chatziastros, A., Tresilian, J., & Tomasevic, N. (2007). The role of visual and nonvisual feedback in a vehicle steering task. *Journal of Experimental Psychology: Human Perception and Performance*, 33(5), 1127.
- Wan, J., & Wu, C. (2018) The effects of lead time of take-over request and non-driving tasks on taking-over control of automated vehicles. *IEEE Transactions on Human-Machine Systems*. 1-10. 10.1109/THMS.2018.2844251
- Wann, J. P., & Ibrahim, S. F. (1992). Does limb proprioception drift?. *Experimental Brain Research*, 91(1), 162-166.
- Wann, J.P. & Land, M.F. (2000). Steering with or without the flow: is the retrieval of heading necessary? *Trends in Cognitive Sciences*, 4, 319–324.
- Wann, J. P., & Swapp, D. K. (2000). Why you should look where you are going. *Nature neuroscience*, 3(7), 647-648.
- Wilkie, R. M., & Wann, J. P. (2002). Driving as night falls: the contribution of retinal flow and visual direction to the control of steering. *Current Biology*, 12(23), 2014-2017.
- Wilkie, R. M., & Wann, J. P. (2003). Eye-movements aid the control of locomotion. *Journal of vision*, 3(11), 677-684
- Wilkie, R., & Wann, J. (2003). Controlling steering and judging heading: retinal flow, visual direction, and extraretinal information. *Journal of Experimental Psychology: Human Perception and Performance*, 29(2), 363-378
- Wilkie, R. M., Wann, J. P., & Allison, R. S. (2008). Active gaze, visual look-ahead, and locomotor control. *Journal of Experimental Psychology. Human Perception and Performance*, 34(5), 1150–64. <https://doi.org/10.1037/0096-1523.34.5.1150>

- Wilkie, R. M., Kountouriotis, G. K., Merat, N., & Wann, J. P. (2010). Using vision to control locomotion: Looking where you want to go. *Experimental Brain Research*, 204(4), 539-547.
- Wilson, M., Stephenson, S., Chattington, M., & Marple-Horvat, D. E. (2007). Eye movements coordinated with steering benefit performance even when vision is denied. *Experimental brain Research*, 176(3), 397-412.
- Wolpert, D. M., Diedrichsen, J., & Flanagan, J. R. (2011). Principles of sensorimotor learning. *Nature Reviews Neuroscience*, 12(12), 739.
- Zeeb, K., Buchner, A., & Schrauf, M. (2015). What determines the take-over time? An integrated model approach of driver take-over after automated driving. *Accident Analysis and Prevention*, 78(July), 212–221. <https://doi.org/10.1016/j.aap.2015.02.023>
- Zeeb, K., Buchner, A., & Schrauf, M. (2016). Is take-over time all that matters ? The impact of visual-cognitive load on driver take-over quality after conditionally automated driving. *Accident Analysis and Prevention*, 92, 230–239. <https://doi.org/10.1016/j.aap.2016.04.002>
- Zeeb, K., Härtel, M., Buchner, A., & Schrauf, M. (2017). Why is steering not the same as braking? The impact of non-driving related tasks on lateral and longitudinal driver interventions during conditionally automated driving. *Transportation research part F: traffic psychology and behaviour*, 50, 65-79.
- Zhao, H., & Warren, W. H. (2015). On-line and model-based approaches to the visual control of action. *Vision research*, 110, 190-202.
- Zhang, B. de Winter, J., Varotto, S., Happee, R. & Martens, M. (2018). Determinants of take-over time from automated driving : A meta-analysis of 93 studies. [Preprint]. Retrieved from https://www.researchgate.net/publication/325218061_Determinants_of_take-over_time_from_automated_driving_A_meta-analysis_of_93_studies. DOI: 10.13140/RG.2.2.33648.56326

Appendix

Table A1. Search Terms for targeted literature searches on perceptual-motor calibration and steering and gaze coordination, and number of papers included.

Search 1 (Coordination)	(steering) AND (gaze) AND (coordination) AND ("autonomous driving" OR "automated driving" OR "automated vehicles" OR "autonomous vehicles") -robotic -"computer vision"	185 Results. Five papers included.
Search 2 (Calibration)	("motor calibration" OR "motor learning" OR "motor adaptation") AND ("autonomous driving" OR "automated driving" OR "automated vehicles" OR "autonomous vehicles") -robotic -"computer vision"	74 Results. Five papers included.

Table A2. References supporting the review of the current literature presented in Section 4, classified by the level of detail with which they report on the aspects of perceptual-motor control covered in this manuscript.

Aspect of	References	Comments
perceptual- motor behaviour	(53 Total)	

<p>Steering</p> <p>Timings</p>	<p>Blommer et al., 2017; Dogan et al., 2017; Dixit et al., 2016; Eriksson & Stanton, 2017a; Eriksson, Banks & Stanton, 2017; Eriksson et al., 2017; Feldhutter et al., 2016; Gold et al., 2013; Gold et al., 2016; Happee et al., 2017; Hergeth et al., 2017; Johns et al., 2017; Kerschbaum et al., 2014; Korber et al., 2015; Korber et al., 2016; Liu & Green, 2017; Lorenz et al., 2014; Louw et al., 2015a; Louw et al., 2017; Melcher et al., 2015; Naujoks et al., 2014; Naujoks et al., 2015; Naujoks et al., 2017; Navarro et al., 2016; Payre et al. 2016; Payre et al., 2017; Petermeijer et al., 2017a; Politis et al., 2017; Radlmayr et al., 2014; Shen & Neyens, 2017; Strand et al., 2014; Telpaz et al., 2015; van der Meulen et al., 2016; Vogelpohl et al., 2018; Walch et al., 2015; Wan & Wu, 2018; Zeeb et al., 2015; Zeeb et al., 2016; Zeeb et al., 2017</p> <p>(n=39)</p>	<p>Papers that include a measure that timestamps an aspect of steering behaviour (such as when the hands were returned to the wheel or when the wheel angle exceeded a certain threshold)</p>
<p>Gaze Timings</p>	<p>Dambeck et al., 2013; Eriksson et al., 2017; Feldhutter et al., 2016; Gold et al., 2013; Kerschbaum et al., 2014; Lorenz et al., 2014; Louw et al., 2016; Navarro et al., 2016; Vogelpohl et al., 2018; Zeeb et al., 2016; Zeeb et al., 2017</p> <p>(n=11)</p>	<p>Papers that include a measure that timestamps aspect of gaze behaviour (such as first glance to obstacle, mirror, or windscreen).</p>

<p>Steering</p> <p>Quality</p>	<p>DinparastDjadid et al. 2017; Dogan et al., 2017; Eriksson & Stanton, 2017a; Eriksson & Stanton, 2017b; Feldhutter et al., 2016; Gold et al., 2013; Gold et al., 2016; Happee et al., 2017; Hergeth et al., 2017; Johns et al., 2017; Kerschbaum et al., 2014; Kircher et al., 2014; Korber et al., 2016; Lorenz et al., 2014; Louw et al., 2015a; Louw et al., 2015b; Louw et al., 2017; Madigan et al., 2018; Merat et al., 2014; Mok et al., 2015; Naujoks et al., 2014; Naujoks et al., 2017; Navarro et al., 2016; Petermeijer et al., 2017a; Petermeijer et al. 2017b; Politis et al., 2017; Russell et al., 2016; Saito et al., 2018; Shen & Neyens, 2017; van der Meulen et al., 2016; Vogelpohl et al., 2018; Wada & Kondo, 2017; Wan & Wu, 2018; Zeeb et al., 2016; Zeeb et al., 2017</p> <p>(n=35)</p>	<p>Papers that examine steering quality report quantitative measures that either directly or indirectly relate to steering actions are reported (such as standard deviation of lane position, or steering wheel acceleration).</p>
<p>Gaze Patterns</p>	<p>Damback et al., 2013; Dogan et al., 2017; Eriksson et al., 2017; Feldhutter et al., 2016; Gold et al., 2016; Kircher et al., 2014; Louw et al., 2015b; Louw et al., 2016; Louw & Merat, 2017; Merat et al., 2014; Navarro et al., 2016; Shen & Neyens, 2017; Telpaz et al., 2015; Payre et al., 2017; Petermeijer et al. 2017b; van der Meulen et al., 2016; Zeeb et al., 2015</p> <p>(n=17)</p>	<p>Papers that examine gaze patterns report gaze metrics that confers information beyond timestamping gaze behaviour (such as proportion of fixations within a catchment area, or variability of gaze angles).</p>

Gaze & Steering Coordination	Navarro et al., 2016	Papers that examine gaze and steering coordination go beyond timings and explicitly address mechanisms.
Perceptual-motor Calibration	Russell et al., 2016	Papers explicitly attempt to examine perceptual-motor recalibration/adaptation to a new set of conditions.

Table A3. Nature of steering quality reported on from the 35 references identified in Table A2 to support Section 4.2.

Category	Papers
Vehicle Position (e.g. max error, mean lane position)	DinparastDjadid et al. 2017, Eriksson & Stanton, 2017b, Happee et al., 2017, Johns et al., 2017, Kircher et al., 2014, Madigan et al., 2018, Naujoks et al., 2014, Naujoks et al., 2017, Navarro et al., 2016, Petermeijer et al., 2017a, Petermeijer et al. 2017b, Politis et al., 2017, Shen & Neyens, 2017, Zeeb et al., 2016, Zeeb et al., 2017 (n = 15)
Vehicle Acceleration (e.g. max or min lateral acceleration)	Feldhutter et al., 2016, Gold et al., 2013, Gold et al., 2016, Happee et al., 2017, Hergeth et al., 2017, Kerschbaum et al., 2014, Kircher et al., 2014, Korber et al., 2016, Lorenz et al., 2014, Louw et al., 2015a,

	Louw et al., 2015b, Madigan et al., 2018, Wada & Kondo, 2017, Wan & Wu, 2018, Zeeb et al., 2016 (n = 15)
Vehicle Variability (e.g. SDLP, SD of yaw)	Dogan et al., 2017, Kerschbaum et al., 2014, Madigan et al., 2018, Merat et al., 2014, Mok et al., 2015, Naujoks et al., 2014, Naujoks et al., 2017, Saito et al., 2018, van der Meulen et al., 2016, Wada & Kondo, 2017 (n = 10)
Vehicle signals over time (e.g. trajectories, yaw)	DinparastDjadid et al. 2017, Eriksson & Stanton, 2017b, Gold et al., 2013, Happee et al., 2017, Kerschbaum et al., 2014, Lorenz et al., 2014, Saito et al., 2018, Petermeijer et al., 2017a, Petermeijer et al. 2017b, Russell et al., 2016, Zeeb et al., 2016 (n = 11)
Driver Actions on Wheel: estimates without variability (max/min SWA).	DinparastDjadid et al. 2017, Happee et al., 2017, Kerschbaum et al., 2014, Lorenz et al., 2014, Louw et al., 2017, Navarro et al., 2016, Saito et al., 2018, Petermeijer et al. 2017b, Shen & Neyens, 2017 (n = 9)
Smooth Driver action: Steering Wheel Variability (SD of velocity); Reversals	DinparastDjadid et al. 2017, Eriksson & Stanton, 2017a, Eriksson & Stanton, 2017b, Johns et al., 2017, Merat et al., 2014, Mok et al., 2015, Saito et al., 2018, Russell et al., 2016, Vogelpohl et al., 2018 (n = 9)

Steering Wheel signal plots over time (e.g. SWA measures)	DinparastDjadid et al. 2017, Eriksson & Stanton, 2017b, Madigan et al., 2018, Saito et al., 2018, Petermeijer et al., 2017a, Petermeijer et al. 2017b, Russell et al., 2016 (n = 7)
---	--