



HAL
open science

Minimal single linear functional observers for linear systems

Frédéric Rotella, Irène Zambettakis

► **To cite this version:**

Frédéric Rotella, Irène Zambettakis. Minimal single linear functional observers for linear systems. Automatica, 2011, 47 (1), pp.164-169. 10.1016/j.automatica.2010.10.027 . hal-02106726

HAL Id: hal-02106726

<https://hal.science/hal-02106726>

Submitted on 23 Apr 2019

HAL is a multi-disciplinary open access archive for the deposit and dissemination of scientific research documents, whether they are published or not. The documents may come from teaching and research institutions in France or abroad, or from public or private research centers.

L'archive ouverte pluridisciplinaire **HAL**, est destinée au dépôt et à la diffusion de documents scientifiques de niveau recherche, publiés ou non, émanant des établissements d'enseignement et de recherche français ou étrangers, des laboratoires publics ou privés.





Open Archive Toulouse Archive Ouverte (OATAO)

OATAO is an open access repository that collects the work of Toulouse researchers and makes it freely available over the web where possible

This is an author's version published in: <http://oatao.univ-toulouse.fr/20022>

Official URL: <http://doi.org/10.1016/j.automatica.2010.10.027>

To cite this version:

Rotella, Frédéric  and Zambettakis, Irène  *Minimal single linear functional observers for linear systems.* (2011) *Automatica*, 47 (1). 164-169. ISSN 0005-1098

Any correspondence concerning this service should be sent to the repository administrator: tech-oatao@listes-diff.inp-toulouse.fr

Minimal single linear functional observers for linear systems[☆]

Frédéric Rotella^{a,*}, Irène Zambettakis^b

^a Ecole Nationale d'Ingénieurs de Tarbes, Laboratoire de Génie de production, 47 avenue d'Azereix, 65016 Tarbes CEDEX, France

^b Institut Universitaire de Technologie de Tarbes, Université Paul Sabatier de Toulouse, 1 rue Lautréamont, 65016 Tarbes CEDEX, France

ARTICLE INFO

Keywords:

Linear system

Single functional observer

Luenberger observer

ABSTRACT

A constructive procedure to design a single linear functional observer for a time-invariant linear system is given. The proposed procedure is simple and is not based on the solution of a Sylvester equation or on the use of canonical state space forms. Both stable observers or fixed poles observers problems are considered for minimality.

1. Introduction

Since Luenberger's works (Luenberger, 1963, 1964, 1966) a significant amount of research has been devoted to the problem of observing a linear functional

$$v(t) = Lx(t), \quad (1)$$

where L is a constant full row rank ($l \times n$) matrix, and, for every time t in \mathbb{R}^+ , $x(t)$ is the n -dimensional state vector of the state space system

$$\begin{aligned} \dot{x}(t) &= Ax(t) + Bu(t), \\ y(t) &= Cx(t), \end{aligned} \quad (2)$$

where $u(t)$ is the p -dimensional control, and $y(t)$ is the m -dimensional measure. $A(n \times n)$, $B(n \times p)$ and $C(m \times n)$ are constant matrices. For a survey of the main results see for instance (Aldeen & Trinh, 1999; O'Reilly, 1983; Trinh & Fernando, 2007; Tsui, 1998) and the references therein.

The observation of $v(t)$ can be carried out with the design of the Luenberger observer

$$\begin{aligned} \dot{z}(t) &= Fz(t) + Gu(t) + Hy(t), \\ w(t) &= Pz(t) + Vy(t), \end{aligned} \quad (3)$$

where $z(t)$ is the q -dimensional state vector. Constant matrices F , G , H , P and V are determined such that

$$\lim_{t \rightarrow \infty} (v(t) - w(t)) = 0.$$

This asymptotic tracking is ensured if F is a Hurwitz matrix. Namely, if all the eigenvalues of F are such that their real part is negative.

We know from Fortmann and Williamson (1972) that the linear functional observer (3) exists if and only if there exists a $(q \times n)$ matrix T such that:

$$\begin{aligned} G &= TB, \\ TA - FT &= HC, \end{aligned} \quad (4)$$

$$L = PT + VC, \quad (5)$$

$$F \text{ is a Hurwitz matrix.} \quad (6)$$

Notice that a rigorous proof of this result has been established in Fuhrmann and Helmke (2001) for the case $V = 0$. According to the value of q , we distinguish several observers:

- $q = n$: the Kalman observer;
- $q = n - m$: the reduced-order observer or Cumming-Gopinath observer (Cumming, 1969; Gopinath, 1971);
- $l < q < n - m$ and q is such that no observer of $v(t)$ with an order less than q exists: the minimal-order observer or minimal observer;
- $l = q$: the minimum-order observer or minimum observer. With (Roman & Bullock, 1975; Sirisena, 1979), we know that l is a lower bound for the order of the observer (3).

Until now the direct design of a minimal observer of a given linear functional is an open question. Since (Fortmann & Williamson, 1972), design schemes have been proposed to reduce the order of the observer (3) with respect to the reduced-order observer. Mainly, these designs are based on the determination of the matrices T and F such that the Sylvester equation (4) is fulfilled (Trinh, Nahavandi, & Tran, 2008; Tsui, 2004). Unfortunately, the problem rests in satisfying conditions (4)–(6) with the dimension

[☆] Corresponding author. Tel.: +33 056244 2763; fax: +33 056 244 2716.
E-mail addresses: rotella@enit.fr (F. Rotella), izambettakis@iut-tarbes.fr

of F minimal. Moreover the distinction between the fixed-pole observer problem where the poles are specified at the outset and the stable observer problem where the poles are permitted to lie anywhere in the left half-plane is not well defined. Indeed, in several cases, necessary and sufficient existence conditions for a candidate observer to be minimal are obtained for the fixed-pole observer problem only.

Apart from results on the multifunctional case ($l > 1$), for simplification purpose several authors have considered the observation of a single linear functional ($l = 1$). Luenberger has shown in Luenberger (1966) that any specified single linear functional of the state vector may be obtained by means of an observer of order $(\nu - 1)$, with arbitrary dynamics, where ν is the observability index of the system. Namely, ν is the smallest integer for which the matrix

$$\mathcal{O}_{(A,C),\nu} = \begin{bmatrix} C \\ CA \\ \vdots \\ CA^{\nu-1} \end{bmatrix}$$

has rank n . In Murdoch (1973), an effective design procedure is proposed to design an observer of order $(\nu - 1)$, with arbitrary dynamics. Some constraints are imposed on the choice of the observer poles or on structures of some matrices. In addition, a method to apply this result to the multifunctional case has been proposed in Murdoch (1974). Some years later, based on simplifications brought about by considering (Roman & Bullock, 1975)

$$C = \begin{bmatrix} 0_{m \times (n-m)} & I_m \end{bmatrix},$$

a necessary and sufficient condition is proposed in Gupta, Fairmann, and Hinamoto (1981) for the design of a single functional observer in a fixed-pole problem. Another condition for the existence of a q -order observer can be found in Kondo and Sunaga (1986) which can be related to the Fortmann-Williamson condition (Fortmann & Williamson, 1972). In the particular case of a single functional, the minimum order observer is a one-order filter and may not exist. Some conditions for the existence of a second order observer are given in Trinh and Zhang (2005). Based on the Duan procedure to solve a Sylvester equation (Duan, 1993), the design of a general order observer for a single functional is proposed in Trinh, Tran, and Nahavandi (2006). To apply this method, which is extended to the multifunctional observer in Trinh et al. (2008), the poles of the observer have to be distinct and must be fixed at the outset. Nevertheless, the proposed procedures are based on the solution of the Sylvester equation and some numerical algorithms exist to increase the numerical robustness in the design (Datta, 2004; Datta & Sarkissian, 2000).

The present paper describes a direct and iterative procedure to get a minimal order for a single linear functional observer. On the one hand the word *direct* means that the design method is not based on the solution of the Sylvester equation (4). It has been underlined in Tsui (1998), that the calculus of the matrix T is not a necessary step. This point is a specific feature of the procedure we propose. On the other hand the word *iterative* indicates that we test an increasing sequence for the orders of the observers to obtain minimality. Moreover, the procedure points out if we face to the stable observer case or if some poles can be fixed at the outset.

The paper is organised as follows. In the first place, a necessary and sufficient condition is outlined for the existence of a single functional observer. From these conditions, in the second section a design method for the observer is proposed. An example illustrates the procedure and points out that the minimal order depends on constraints on the poles of the observer.

Notice that, in all the following, we suppose

$$\text{rank} \begin{bmatrix} C \\ L \end{bmatrix} = m + 1.$$

This condition rules out the design of an obvious nondynamic observer and can be verified easily.

2. Minimal observers existence condition

Let us define q as the smallest integer such that

$$\text{rank} \Sigma_q = \text{rank} \begin{bmatrix} \Sigma_q \\ LA^q \end{bmatrix}, \quad (7)$$

with

$$\Sigma_q = \begin{bmatrix} C \\ L \\ CA \\ LA \\ \vdots \\ CA^{q-1} \\ LA^{q-1} \\ CA^q \end{bmatrix}.$$

After q derivatives of $v(t) = Lx(t)$ we obtain

$$v^{(q)}(t) = LA^q x(t) + \sum_{i=0}^{q-1} LA^i Bu^{(q-1-i)}(t). \quad (8)$$

From (7) there exist $\Gamma_{(i)}$, for $i = 0$ to q , and Λ_i , for $i = 0$ to $q-1$, such that

$$LA^q = \sum_{i=0}^q \Gamma_{(i)} CA^i + \sum_{i=0}^{q-1} \Lambda_i LA^i. \quad (9)$$

Thus (8) can be written

$$v^{(q)}(t) = \sum_{i=0}^q \Gamma_{(i)} CA^i x(t) + \sum_{i=0}^{q-1} \Lambda_i LA^i x(t) + \sum_{i=0}^{q-1} LA^i Bu^{(q-1-i)}(t).$$

To eliminate the state $x(t)$ we have the equalities

$$Lx(t) = v(t),$$

$$LAx(t) = \dot{v}(t) - L Bu(t),$$

$$\vdots$$

$$LA^{(q-1)}x(t) = v^{(q-1)}(t) - \sum_{i=0}^{q-2} LA^i Bu^{(q-2-i)}(t),$$

$$Cx(t) = y(t),$$

$$CAx(t) = \dot{y}(t) - C Bu(t),$$

$$CA^2x(t) = \ddot{y}(t) - CABu(t) - CB\dot{u}(t),$$

$$\vdots$$

$$CA^{(q)}x(t) = y^{(q)}(t) - \sum_{i=0}^{q-1} CA^i Bu^{(q-1-i)}(t).$$

It yields

$$\begin{aligned} v^{(q)}(t) &= \Gamma_{(0)}y(t) + \sum_{i=1}^q \Gamma_{(i)} \left[y^{(i)} - \sum_{j=0}^{i-1} CA^j Bu^{(i-1-j)}(t) \right] \\ &\quad + \Lambda_0 v(t) + \sum_{i=1}^{q-1} \Lambda_i \left[v^{(i)} - \sum_{j=0}^{i-1} LA^j Bu^{(i-1-j)}(t) \right] \\ &\quad + \sum_{i=0}^{q-1} LA^i Bu^{(q-1-i)}(t), \\ &= \sum_{i=0}^q \Gamma_{(i)} y^{(i)} + \sum_{i=0}^{q-1} \Lambda_i v^{(i)} + \sum_{i=0}^{q-1} \Phi_i u^{(i)}(t), \end{aligned} \quad (10)$$

where for $i = 0$ to $q - 2$

$$\Phi_i = \left[LA^{q-1-i} - \sum_{j=i+1}^q \Gamma_{(j)} CA^{j-i-1} - \sum_{j=i+1}^{q-1} \Lambda_j LA^{j-i-1} \right] B,$$

and

$$\Phi_{q-1} = [L - \Gamma_{(q)}C] B.$$

The input-output differential equation (10) can be realized as the q -order state space observable system

$$\begin{aligned} \dot{z}(t) &= \begin{bmatrix} 0 & & & \Lambda_0 \\ 1 & \ddots & & \Lambda_1 \\ & \ddots & 0 & \vdots \\ & & 1 & \Lambda_{q-1} \end{bmatrix} z(t) + \begin{bmatrix} \Phi_0 \\ \Phi_1 \\ \vdots \\ \Phi_{q-1} \end{bmatrix} u(t) \\ &+ \begin{bmatrix} \Gamma_{(0)} + \Lambda_0 \Gamma_{(q)} \\ \Gamma_{(1)} + \Lambda_1 \Gamma_{(q)} \\ \vdots \\ \Gamma_{(q-1)} + \Lambda_{q-1} \Gamma_{(q)} \end{bmatrix} y(t), \\ v(t) &= [0 \quad \cdots \quad 0 \quad 1] z(t) + \Gamma_{(q)} y(t). \end{aligned} \quad (11)$$

Theorem 1. Let us define q as the smallest integer such that there exist Γ_i , for $i = 0$ to q , and Λ_i , for $i = 0$ to $q - 1$, such that

$$LA^q = \sum_{i=0}^q \Gamma_{(i)} CA^i + \sum_{i=0}^{q-1} \Lambda_i LA^i,$$

and the matrix

$$F = \begin{bmatrix} 0 & & & \Lambda_0 \\ 1 & \ddots & & \Lambda_1 \\ & \ddots & 0 & \vdots \\ & & 1 & \Lambda_{q-1} \end{bmatrix}$$

is a Hurwitz matrix. Then the q -order Luenberger observer (11) is a minimal observer of the single linear functional (1) for the system (2).

Proof. As $G = TB$, the form of the Φ_i leads to the matrix

$$T = \begin{bmatrix} LA^{q-1} - \Gamma_{(1)}C - \cdots - \Gamma_{(q)}CA^{q-1} \\ -\Lambda_1 L - \cdots - \Lambda_{q-1} LA^{q-1} \\ \vdots \\ LA - \Gamma_{(q-1)}C - \Gamma_{(q)}CA - \Lambda_{q-1}L \\ L - \Gamma_{(q)}C \end{bmatrix}.$$

Some calculations point out that (5) and (4) are verified. When F is a Hurwitz matrix, the necessary and sufficient conditions for the existence of a single functional observer of the single linear functional (1) for the system (2) are fulfilled. To prove minimality let us consider that there exists a p -observer solving the same problem with $p < q$. Then there exist matrices such that

$$v^{(p)}(t) = \sum_{i=0}^p R_i y^{(i)} + \sum_{i=0}^{p-1} S_i v^{(i)} + \sum_{i=0}^{p-1} T_i u^{(i)}(t).$$

Taking into account

$$\begin{aligned} v(t) &= Lx(t), \\ \dot{v}(t) &= LAx(t) + LBu(t), \\ &\vdots \\ v^{(p)} &= LA^{(p)}x(t) + \sum_{i=0}^{p-1} LA^i Bu^{(p-1-i)}(t), \\ y(t) &= Cx(t), \\ \dot{y}(t) &= CAx(t) + CBu(t), \\ &\vdots \\ y^{(p)} &= CA^p x(t) + \sum_{i=0}^{p-1} CA^i Bu^{(p-1-i)}(t), \end{aligned}$$

and supposing, for simplicity sake, that $u(t)$ vanishes for every t , we get

$$LA^p x(t) = \sum_{i=0}^p R_i CA^i x(t) + \sum_{i=0}^{p-1} S_i LA^i x(t).$$

This relation must be fulfilled for all solutions of $\dot{x}(t) = Ax(t)$. Consequently LA^p is linearly dependent on the rows CA^i and LA^i . Let us suppose that the matrix

$$\begin{bmatrix} 0 & & & S_0 \\ 1 & \ddots & & S_1 \\ & \ddots & 0 & \vdots \\ & & 1 & S_{p-1} \end{bmatrix}$$

is a Hurwitz matrix. This point is a contradiction, because q is the smallest integer such that the writing (9) exists. \square

For completeness, let us describe the existence condition of a minimum order observer for a single linear functional. In this case, it can readily be seen that the Theorem 1 gives: a one-order observer for $Lx(t)$ exists if and only if we can write

$$LA = \Gamma_{(0)}C + \Lambda_0 L + \Gamma_{(1)}CA, \quad (12)$$

where Λ_0 is strictly negative. It can be shown that this condition is equivalent to the condition established in Darouach (2000).

3. Design procedure and pole placement

3.1. Design procedure

We develop in this section the procedure to design a q -order single functional observer when the conditions for the existence of a p -order single functional observer with $1 \leq p < q$ are not fulfilled. In order to examine if some of the poles of the observer can be fixed at the outset we introduce the following partitions

$$C = C_0 = \begin{bmatrix} C_1 \\ C_1^* \end{bmatrix} = \begin{bmatrix} C_2 \\ C_2^* \end{bmatrix} = \cdots = \begin{bmatrix} C_q \\ C_q^* \end{bmatrix}, \quad (13)$$

where q is defined by (9) and for $i = 1$ to q , the rows of C_i and C_i^* are such that

- $C_i A^i$ is linearly independent of $C, L, CA, LA, \dots, CA^{i-1}$;
- $C_i^* A^i$ is linearly independent of $C, L, CA, LA, \dots, CA^{i-1}$.

It is obvious that the previous partitions of C possibly necessitates a permutation in the measure variables. Let us denote π_i , $i = 1$ to q , the number of rows in C_i^* . We have $0 \leq \pi_1 \leq \pi_2 \leq \cdots \leq \pi_q$.

Associated with the partitions (13) we have the partitions, for $i = 1$ to q , $\Gamma_{(i)} = [\Gamma_i \quad \Gamma_i^*]$, where Γ_i^* is a $(l \times \pi_i)$ matrix. From (9), it yields

$$LA^q = \sum_{i=0}^q \Gamma_i C_i A^i + \sum_{i=1}^q \Gamma_i^* C_i^* A^i + \sum_{i=0}^{q-1} \Lambda_i LA^i. \quad (14)$$

The matrix

$$\Sigma_q^* = \begin{bmatrix} C \\ L \\ C_1 A \\ LA \\ \vdots \\ C_{q-1} A^{q-1} \\ LA^{q-1} \\ C_q A^q \end{bmatrix},$$

is a full-row rank matrix with

$$\text{rank } \Sigma_q^* = (q+1)m + q - \sum_{i=1}^q \pi_i.$$

Thus, the matrices Π_i and Δ_i defined by

$$LA^q = \sum_{i=0}^q \Pi_i C_i A^i + \sum_{i=0}^{q-1} \Delta_i LA^i, \quad (15)$$

and the matrices $\Gamma_{i,j}$ and $\Lambda_{i,j}$ defined, for $i = 1$ to q , by

$$C_i^* A^i = \sum_{j=0}^i \Gamma_{i,j} C_j A^j + \sum_{j=0}^{i-1} \Lambda_{i,j} LA^j, \quad (16)$$

are unique. Taking into account (16) in (14) yields

$$LA^q = \left[\Gamma_0 + \sum_{i=1}^q \Gamma_i^* \Gamma_{i,0} \right] C_0 + \sum_{i=1}^q \left[\Gamma_i + \sum_{j=i}^q \Gamma_j^* \Gamma_{j,i} \right] C_i A^i + \sum_{i=0}^{q-1} \left[\Lambda_i + \sum_{j=i+1}^q \Gamma_j^* \Lambda_{j,i} \right] LA^i.$$

From the unique property in (15) we deduce the coefficients for the minimal observer

$$\Gamma_0 = \Pi_0 - \sum_{i=1}^q \Gamma_i^* \Gamma_{i,0},$$

$$\text{for } i = 1 \text{ to } q, \quad \Gamma_i = \Pi_i - \sum_{j=i}^q \Gamma_j^* \Gamma_{j,i},$$

$$\text{for } i = 0 \text{ to } q-1, \quad \Lambda_i = \Delta_i - \sum_{j=i+1}^q \Gamma_j^* \Lambda_{j,i},$$

where the Γ_i^* are design parameters. Specifically, the characteristic polynomial of the matrix

$$F = \begin{bmatrix} 0 & & & \Lambda_0 \\ 1 & \ddots & & \Lambda_1 \\ & \ddots & 0 & \vdots \\ & & 1 & \Lambda_{q-1} \end{bmatrix}$$

is given by

$$p_F(\lambda) = \lambda^q - \sum_{i=0}^{q-1} \left[\Delta_i - \sum_{j=i+1}^q \Gamma_j^* \Lambda_{j,i} \right] \lambda^i.$$

The total number of design parameters to obtain stable poles for the observer or to solve the fixed-pole observer problem is $\sigma = \sum_{i=1}^q \pi_i$. When $\sigma \geq q$, all the poles can be fixed at the outset. On the opposite side, when $\sigma < q$, σ indicates the number of poles which can be fixed at the outset. In this case, when the

stable observer problem cannot be solved, the solution consists in increasing the order of the observer. This step is performed by taking the derivative of $v^{(q)}$. Namely, the procedure we have detailed in this section is applied on

$$v^{(q+1)}(t) = LA^{q+1}x(t) + \sum_{i=0}^q LA^i Bu^{(q-i)}(t).$$

We can remark that the decomposition (9) yields

$$LA^{q+1} = LA^q A = \left[\sum_{i=0}^q \Gamma_{(i)} CA^i + \sum_{i=0}^{q-1} \Lambda_i LA^i \right] A, \\ = \sum_{i=1}^{q+1} \Gamma_{(i-1)} CA^i + \sum_{i=1}^q \Lambda_{i-1} LA^i.$$

Thus this decomposition is immediate and the previous method can be used to design a minimal observer with some constraints on the poles.

3.2. Illustrative example

With (Trinh et al., 2006), let us consider the system (2) and the single functional (1) defined by

$$A = \begin{bmatrix} -1 & 0 & 0 & 1 & -2 \\ 0 & -5 & 3 & 4 & 0 \\ 1 & 1 & -8 & 3 & 0 \\ -4 & 0 & 2 & -6 & 0 \\ 0 & 0 & 0 & 1 & -1 \end{bmatrix}, \quad B = \begin{bmatrix} 0 \\ 0 \\ 0 \\ 0 \\ 1 \end{bmatrix}, \quad (17) \\ C = [1 \ 0 \ 0 \ 0 \ 0], \\ L = [1 \ 14 \ 42 \ 79 \ 2].$$

The following steps illustrate the design procedure of minimal observers.

(1) Test for the minimum observer. As

$$CA = [-1 \ 0 \ 0 \ 1 \ -2], \\ LA = [-275 \ -28 \ -136 \ -289 \ -4],$$

we obtain $\text{rank}(\Sigma_1) = 3$ and

$$\text{rank} \begin{bmatrix} \Sigma_1 \\ LA \end{bmatrix} = 4.$$

Thus a first-order minimum observer cannot be designed.

(2) Tests for a second-order observer. As

$$CA^2 = [-3 \ 0 \ 2 \ -9 \ 4], \\ LA^2 = [1295 \ 4 \ 426 \ 935 \ 554],$$

we get $\text{rank}(\Sigma_2) = 5$ and

$$\text{rank} \begin{bmatrix} \Sigma_2 \\ LA^2 \end{bmatrix} = 5.$$

As

$$LA^2 \Sigma_2^{-1} = [-1343.7 \ -16.6 \ -301 \ -8.4 \ -12.1],$$

we deduce $\Lambda_0 = -16.6$ and $\Lambda_1 = -8.4$. It yields

$$F = \begin{bmatrix} 0 & -16.6 \\ 1 & -8.4 \end{bmatrix}.$$

The eigenvalues of F are $\{-3.12, -5.22\}$. Thus a minimal second-order observer can be designed.

- (3) Design of the minimal second-order observer. From $LA^2\Sigma_2^{-1}$ we get $\Gamma_{(0)} = -1343.7$, $\Gamma_{(1)} = -301$ and $\Gamma_{(2)} = -12.1$. From (11) we obtain

$$G = \begin{bmatrix} 22.29 & 90 & 218 & 389 & -11.42 \\ 13.14 & 14 & 42 & 79 & 2 \end{bmatrix}, \quad B = \begin{bmatrix} -11.42 \\ 2 \end{bmatrix},$$

$$H = \begin{bmatrix} -1142.5 \\ -198.7 \end{bmatrix}, \quad P = \begin{bmatrix} 0 & 1 \end{bmatrix}, \quad V = -12.1.$$

The design of this observer is finished and the procedure can be stopped. Nevertheless the poles are fixed. If the poles $\{-3.12, -5.22\}$ are not acceptable we have to augment the order of the observer. In the next step we tackle this point.

- (4) Design of a minimal third-order observer with partially fixed poles. In order to illustrate the design procedure we detail some calculations here. From

$$CA^3 = [\Gamma_{20} \quad \Lambda_{20} \quad \Gamma_{21} \quad \Lambda_{21} \quad \Gamma_{22}] \Sigma_2,$$

$$LA^2 = [\Pi_0 \quad \Delta_0 \quad \Pi_1 \quad \Delta_1 \quad \Pi_2] \Sigma_2,$$

we deduce, on the one hand

$$\begin{aligned} LA^3 &= LA^2A = \Pi_0CA + \Delta_0LA + \Pi_1CA^2 + \Delta_1LA^2 + \Pi_2CA^3, \\ &= \Pi_0CA + \Delta_0LA + \Pi_1CA^2 \\ &\quad + \Delta_1[\Pi_0 \quad \Delta_0 \quad \Pi_1 \quad \Delta_1 \quad \Pi_2] \Sigma_2 \\ &\quad + \Pi_2[\Gamma_{20} \quad \Lambda_{20} \quad \Gamma_{21} \quad \Lambda_{21} \quad \Gamma_{22}] \Sigma_2, \\ &= [\Delta_1\Pi_0 + \Pi_2\Gamma_{20} \quad \Delta_1\Delta_0 + \Pi_2\Lambda_{20} \quad \Pi_0 + \Delta_1\Pi_1 + \Pi_2\Gamma_{20} \\ &\quad \Delta_0 + \Delta_1\Delta_1 + \Pi_2\Lambda_{21} \quad \Pi_1 + \Delta_1\Pi_2 + \Pi_2\Gamma_{22}] \Sigma_2, \end{aligned}$$

and on the other hand

$$\begin{aligned} LA^3 &= \Gamma_0C + \Lambda_0L + \Gamma_{(1)}CA + \Lambda_1LA + \Gamma_{(2)}CA^2 + \Lambda_2LA^2 + \Gamma_{(3)}CA^3, \\ &= [\Gamma_0 + \Lambda_2\Pi_0 + \Gamma_{(3)}\Gamma_{20} \quad \Lambda_0 + \Lambda_2\Delta_0 + \Gamma_{(3)}\Lambda_{20} \\ &\quad \Gamma_{(1)} + \Lambda_2\Pi_1 + \Gamma_{(3)}\Gamma_{21} \quad \Lambda_1 + \Lambda_2\Delta_1 + \Gamma_{(3)}\Lambda_{21} \\ &\quad \Gamma_{(2)} + \Lambda_2\Pi_2 + \Gamma_{(3)}\Gamma_{22}] \Sigma_2, \end{aligned}$$

where Λ_2 and $\Gamma_{(3)}$ are two design parameters. It yields

$$\begin{aligned} \Gamma_0 &= \Delta_1\Pi_0 + \Pi_2\Gamma_{20} - \Lambda_2\Pi_0 - \Gamma_{(3)}\Gamma_{20}, \\ \Gamma_{(1)} &= \Pi_0 + \Delta_1\Pi_1 + \Pi_2\Gamma_{21} - \Lambda_2\Pi_1 - \Gamma_{(3)}\Gamma_{21}, \\ \Gamma_{(2)} &= \Pi_1 + \Delta_1\Pi_2 + \Pi_2\Gamma_{22} - \Lambda_2\Pi_2 - \Gamma_{(3)}\Gamma_{22}, \end{aligned}$$

and

$$\begin{aligned} \Lambda_0 &= \Delta_1\Delta_0 + \Pi_2\Lambda_{20} - \Lambda_2\Delta_0 - \Gamma_{(3)}\Lambda_{20}, \\ \Lambda_1 &= \Delta_0 + \Delta_1\Delta_1 + \Pi_2\Lambda_{21} - \Lambda_2\Delta_1 - \Gamma_{(3)}\Lambda_{21}. \end{aligned}$$

When Λ_2 and $\Gamma_{(3)}$ are chosen, these five parameters are known and we can implement the observer (11) for $q = 3$. The poles of the matrix F are the roots of the characteristic polynomial $p_F(\lambda) = \lambda^3 - \Lambda_2\lambda^2 - \Lambda_1\lambda - \Lambda_0$ which depends on the parameters Λ_2 and $\Gamma_{(3)}$. In our example

$$CA^3 = [41 \quad 2 \quad -34 \quad 61 \quad 2],$$

$$LA^3 = [-4609 \quad 406 \quad -1526 \quad -2467 \quad -3144].$$

With $CA^3\Sigma_2^{-1}$ and $LA^3\Sigma_2^{-1}$ we obtain the values

$$\begin{aligned} \Gamma_{20} &= 55.14, & \Gamma_{21} &= -26, & \Gamma_{22} &= -12.57, \\ \Lambda_{20} &= 0.71, & \Lambda_{21} &= 0.29, \\ \Delta_1\Pi_0 + \Pi_2\Gamma_{20} &= 10656, \\ \Pi_0 + \Delta_1\Pi_1 + \Pi_2\Gamma_{21} &= 1509, \\ \Pi_1 + \Delta_1\Pi_2 + \Pi_2\Gamma_{22} &= -46, \\ \Delta_1\Delta_0 + \Pi_2\Lambda_{20} &= 131, \\ \Delta_0 + \Delta_1\Delta_1 + \Pi_2\Lambda_{21} &= 51. \end{aligned}$$

As $\Delta_1 = -8.4$ and $\Delta_0 = -16.6$, it can be read

$$\begin{aligned} \Lambda_0 &= 131 + 16.6\Lambda_2 - 0.71\Gamma_{(3)}, \\ \Lambda_1 &= 51 + 8.4\Lambda_2 - 0.29\Gamma_{(3)}, \end{aligned}$$

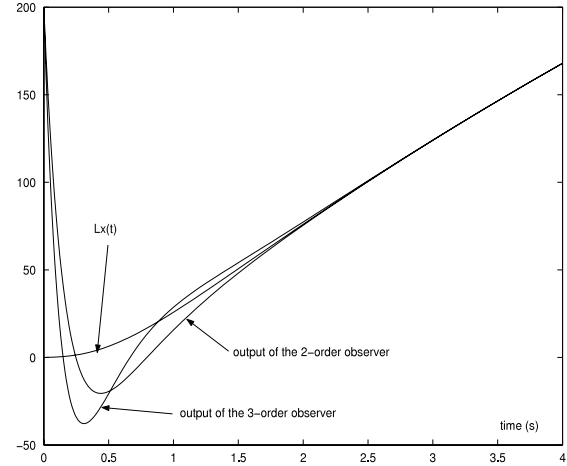


Fig. 1. Simulation results for the implementation of the reduced order observers for (17).

and the polynomial

$$\begin{aligned} p_F(\lambda) &= \lambda^3 - 51\lambda - 131 - \Lambda_2(\lambda^2 + 8.4\lambda + 16.6) \\ &\quad + \Gamma_{(3)}(0.29\lambda + 0.71). \end{aligned}$$

In order to compare it with (Trinh et al., 2006) where the roots of $p_F(\lambda)$ are $\{-3, -4, -5\}$ we get $\Lambda_2 = -12$, $\Lambda_1 = -47$ and $\Lambda_0 = -60$. These equalities are consistent and yield $\Gamma_{(3)} = -11$. Despite this result it is not obvious to give three poles at the outset such that the constraints are satisfied. In order to compare with (Trinh et al., 2006) we can fix $\Lambda_2 = -12$. We are then led to

$$p_F(\lambda) = \lambda^3 + 12\lambda^2 + 50.14\lambda + 67.86 + \Gamma_{(3)}(0.29\lambda + 0.71).$$

The use of the root locus method yields to the poles $\{-3.3, -3.3, -5.4\}$ for $\Gamma_{(3)} = -12.56$. For these values we get the Luenberger observer defined by

$$\begin{aligned} G &= \begin{bmatrix} 83.8 & 319.8 & 774.4 & 1381.3 & -49.9 \\ 74.1 & 140 & 368 & 671.6 & -5.1 \\ 13.6 & 14 & 42 & 79 & 2 \end{bmatrix} B, \\ &= \begin{bmatrix} -49.92 \\ -5.12 \\ 2 \end{bmatrix}, \quad F = \begin{bmatrix} 0 & 0 & -58.88 \\ 1 & 0 & -46.55 \\ 0 & 1 & -12 \end{bmatrix}, \\ H &= \begin{bmatrix} -4036.1 \\ -1844.8 \\ -198.9 \end{bmatrix}, \quad P = \begin{bmatrix} 0 & 0 & 1 \end{bmatrix}, \quad V = -12.56. \end{aligned}$$

In Fig. 1 the simulation results are displayed showing the performances of the second-order and the third-order designed observers.

4. Conclusion

We have proposed a new and direct design procedure of a minimal Luenberger observer for a single linear functional. Our algorithm is based on linear algebraic operations in a state space setting. With respect to other procedures the design procedure does not require the solution of a Sylvester equation. Moreover, the proposed solution exhibits design parameters for the candidate observer to achieve asymptotic stability or pole placement when some poles are fixed at the outset. Let us mention that we do not suppose any canonical form either for the system or for the observer. The proposed constructive procedure is simpler than the Trinh procedure (Trinh et al., 2006) which is based on the resolution of the Sylvester equation with the Duan method.

The proposed design principle can be extended twofold. On the one hand to time-varying linear systems. On the other hand for the multifunctional case. Such developments are under investigation and will be the subjects of future works. Nevertheless it can be shown that in the multifunctional case the existence condition of a minimum observer can be given by an obvious extension of the Theorem 1.

References

- Aldeen, M., & Trinh, H. (1999). Reduced-order linear functional observers for linear systems. *IEE Proceedings—Control Theory and Applications*, 146(5), 399–405.
- Cumming, S. D. G. (1969). Design of observers of reduced dynamics. *Electronics Letters*, 5(10), 213–214.
- Darouach, M. (2000). Existence and design of functional observers for linear systems. *IEEE Transactions on Automatic Control*, AC-45(5), 940–943.
- Datta, B. N. (2004). *Numerical methods for linear control systems*. Elsevier.
- Datta, B. N., & Sarkissian, D. (2000). Block algorithms for state estimation and functional observers. In *Proc. IEEE Inter. Joint Conf. Control Appl. and Computer-aided Control Systems Design* (pp. 19–23).
- Duan, G.-R. (1993). Solutions of the equation $AV + BW = VF$ and their application to eigenstructure assignment in linear systems. *IEEE Transactions on Automatic Control*, AC-38(2), 276–280.
- Fortmann, T. E., & Williamson, D. (1972). Design of low-order observers for linear feedback control laws. *IEEE Transactions on Automatic Control*, AC-17(2), 301–308.
- Fuhrmann, P. A., & Helmke, U. (2001). On the parameterization of conditioned invariant subspaces and observer theory. *Linear Algebra and its Applications*, 332–334, 265–353.
- Gopinath, (1971). On the control of linear multiple input-output systems. *Bell System Technical Journal*, 50, 1063–1081.
- Gupta, R. D., Fairmann, F. W., & Hinamoto, T. (1981). A direct procedure for the design of single functional observers. *IEEE Transactions on Circuits and Systems*, CAS-28(4), 294–300.
- Kondo, E., & Sunaga, T. (1986). A systematic design of linear functional observers. *International Journal of Control*, 44(3), 597–611.
- Luenberger, D. G. (1963). Determining the state of a linear system with observers of low dynamic order. *Ph.D. dissertation*. Stanford University.
- Luenberger, D. G. (1964). Observing the state of a linear system. *IEEE Transactions on Military Electronics*, MIL-8(2), 74–80.
- Luenberger, D. G. (1966). Observers for multivariable systems. *IEEE Transactions on Automatic Control*, AC-11(2), 190–197.
- Murdoch, P. (1973). Observer design for a linear functional of the state vector. *IEEE Transactions on Automatic Control*, AC-18(3), 308–310.
- Murdoch, P. (1974). Design of degenerate observers. *IEEE Transactions on Automatic Control*, AC-19(3), 441–442.
- O'Reilly, J. (1983). *Observers for linear systems*. Academic Press.
- Roman, J. R., & Bullock, T. E. (1975). Design of minimal orders stable observers for linear functions of the state via realization theory. *IEEE Transactions on Automatic Control*, AC-20(5), 613–622.
- Sirisena, H. R. (1979). Minimal order observers for linear functions of a state vector. *International Journal of Control*, 29(2), 235–254.
- Trinh, H., & Fernando, T. (2007). On the existence and design of functional observers for linear systems. In *Proc. IEEE Int. Conf. on Mechatronics and Automation* (pp. 1974–1979).
- Trinh, H., Nahavandi, S., & Tran, T. D. (2008). Algorithms for designing reduced-order functional observers of linear systems. *International Journal of Innovative Computing, Information and Control*, 4(2), 321–333.
- Trinh, H., Tran, T. D., & Nahavandi, S. (2006). Design of scalar functional observers of order less than $(v - 1)$. *International Journal of Control*, 79(12), 1654–1659.
- Trinh, H., & Zhang, J. (2005). Design of reduced-order scalar functional observers. *International Journal of Innovative Computing, Information and Control*, 1(4).
- Tsui, C. C. (1998). What is the minimum function observer order? *Journal of the Franklin Institute, Series B*, 335(4), 623–628.
- Tsui, C. C. (2004). An overview of the applications and solution of a fundamental matrix equation pair. *Journal of the Franklin Institute*, 341, 465–475.



Frédéric Rotella received his Ph.D. in 1983 and his Doctorat d'Etat in 1987 from the University of Science and Technology of Lille-Flandres-Artois, France. During this period, he served at the Ecole Centrale de Lille, France, as assistant professor in automatic control. In 1994, he joined the Ecole Nationale d'Ingénieurs de Tarbes, France, as professor of automatic control where he is in charge of the Department of Electrical Engineering. His personal fields of interest are about control of nonlinear systems and linear time-varying systems. Professor Rotella has coauthored seven French textbooks in automatic control (e.g. *Automatique élémentaire*, Hermès-Lavoisier, 2008) or in applied mathematics (e.g. *Théorie et Pratique du Calcul Matriciel*, Technip, 1995).



Irène Zambettakis received her Ph.D. in 1983 and her Doctorat d'Etat in 1987 from the University of Science and Technology of Lille-Flandres-Artois, France. During this period, she served at the Ecole Centrale de Lille, France, first as lecturer and then as assistant professor from 1988 to 1994, in automatic control, image processing and mathematics. In 1994, she joined the Institut Universitaire de Technologie de Tarbes (University Paul Sabatier, Toulouse, France) where she became professor in 2000 in automatic control and signal processing. Her research interests include distributed parameter systems and linear and nonlinear systems control. Professor Zambettakis has coauthored six French textbooks in automatic control. The last one, coauthored with Professor Rotella, is entitled *Automatique élémentaire* (Hermès-Lavoisier, 2008).