



HAL
open science

Ω Times and Ω Helvetica Fonts Under Development: Step One

Yannis Haralambous, John Plaice

► **To cite this version:**

Yannis Haralambous, John Plaice. Ω Times and Ω Helvetica Fonts Under Development: Step One. Tugboat, 1996, Proceedings of the 1996 Annual Meeting, 17 (2), pp.126-146. hal-02101600

HAL Id: hal-02101600

<https://hal.science/hal-02101600>

Submitted on 25 Apr 2019

HAL is a multi-disciplinary open access archive for the deposit and dissemination of scientific research documents, whether they are published or not. The documents may come from teaching and research institutions in France or abroad, or from public or private research centers.

L'archive ouverte pluridisciplinaire **HAL**, est destinée au dépôt et à la diffusion de documents scientifiques de niveau recherche, publiés ou non, émanant des établissements d'enseignement et de recherche français ou étrangers, des laboratoires publics ou privés.

Ω Times and Ω Helvetica Fonts Under Development: Step One

Yannis Haralambous

Atelier Fluxus Virus, 187, rue Nationale, F-59 800 Lille, France
Yannis.Haralambous@univ-lille1.fr

John Plaice

Département d'informatique, Université Laval, Ste-Foy (Québec) Canada G1K 7P4
John.Plaice@ift.ulaval.ca

The Truth Is Out There
—Chris CARTER, *The X-Files* (1993)

Introduction

Ω Times and Ω Helvetica will be public domain virtual Times- and Helvetica-like fonts based upon real PostScript fonts, which we call “Glyph Containers”. They will contain all necessary characters for typesetting efficiently (that is, with \TeX quality) in all languages and systems using the Latin, Greek, Cyrillic, Arabic, Hebrew and Tifinagh alphabets and their derivatives. All Unicode characters will be covered, although the set of glyphs of our Ω fonts will not be limited to these; after all, our goal is high-quality typography, which requires more glyphs than would be required for mere information interchange.

Other alphabets will follow (the obvious first candidates are Coptic, Armenian and Georgian) as well as mathematical symbols, dingbats, etc.

Why PostScript instead of METAFONT? METAFONT is the ultimate tool for font development. Extending Computer Modern fonts to the Unicode encoding is still one of our goals. We have started developing a set of fonts we call “Unicode Computer Modern” fonts, using techniques such as Virtual METAFONT (virtual fonts are created directly by METAFONT using the `gftotxt` utility for text output). Nevertheless, we realized that the task of writing METAFONT code for some thousands of characters (including code for typewriter style) is a tremendous task, which will take several years.

So we have decided to take a small break from METAFONTing, and to develop in a limited time period PostScript fonts that will cover a maximum number of languages and will give the \TeX community a good reason to switch to Ω .

Why Times and Helvetica? First of all because, after Computer Modern, they are the most widely used fonts in the \TeX community. Many journals

and publishers request that their texts be typeset in Times; Helvetica (especially the bold series) is often used as a titling font. Like Computer Modern, Times is a very neutral font that can be used in a wide range of documents, ranging from poetry to technical documentation...

It would surely be more fun to prepare a Bembo- or Stempel Garamond-like font for the serifs part and a Gill Sans- or Univers-like one for the sans-serifs part; but these can hardly be used in the scientific/technical area, and that's perhaps where \TeX (and hence potentially Ω) is used the most.

When will the Ω fonts be finished? The development of Ω Times and Ω Helvetica fonts is divided into four steps:

1. Drawing of PostScript outlines and packaging of Glyph Container fonts.
2. Development of virtual code, based on the real fonts of step one.
3. Kerning of virtual fonts.
4. Development of \LaTeX code and Ω Translation Processes necessary for the use of these fonts.

For the time being (June 1996) we have done the biggest part of step one, and this is what we present in this paper. We hope to have finished with steps two, three and four before the next $\text{te}\TeX$ CD-ROM in December 1996.

We want your support! Please keep in mind:

The choice and shapes of glyphs presented in this paper are only a first attempt. We need *your* feedback to improve them, so that *you* can use them efficiently.

In the tables we present only Times family and medium series fonts (except in the case of Tifinagh, which is also presented in the Helvetica family). Up-to-date tables of the remaining fonts can be consulted on our Ω WWW server

<http://www.ens.fr/omega>




Figure 1: Italic-style letters with ogonek (Polish and Lithuanian)

You can also retrieve the PostScript code from the same address, or from

`ftp://ftp.ens.fr/pub/tex/yannis/omega`

General remarks on the fonts

To prevent confusion, the word “font” in this section is meant in the sense of the PostScript Type 1 font structure; and not of T_EX text or math fonts: the fonts we describe in this paper will *never* be used directly for typesetting. Their *raison d’être* is to provide glyphs for the virtual Unicode+Typography Ω fonts which we will develop in steps two–four. Hence, there is no need to look in the tables for a ‘é’: this character will be assembled by the virtual font, using the glyphs of letter ‘e’ and of the acute accent.

The same stands for the letter ‘c’ with cedilla: it can be assembled out of the two corresponding glyphs; however, this is *not* true for letters with ogonek: the shape of the ogonek changes while it gets attached to the letter; that is why you find letters with ogonek in the Glyph Containers and not letters with cedilla. In Fig. 1 the reader can see examples of letters in italic style, carrying an ogonek accent.

In Fig. 2 the reader can find the general structure of the fonts:¹ On the left, the 16-bit Unicode+Typography virtual font, on the right a certain number of Glyph Containers, that is 8-bit PostScript fonts.

The reader will notice that a certain number of glyphs are repeated in the different Glyph Containers. This is because we want to minimize the number of Glyph Containers used for a single-alphabet text. For example, accents for all fonts are stored in Glyph

¹ In the figure, the reader will notice real font “Adobe Zapf Dingbats”. In fact, the glyphs of this font have become Unicode characters (0x2701–0x27be) and we see no reason to redraw them since this font is widely available. Hence the virtual 16-bit font will also point to the standard Adobe Zapf Dingbats font.

Container “Common”; theoretically, to produce an acute-accented Latin letter and an acute-accented Cyrillic letter, one would use three Glyph Containers: one for the accent, and one for each alphabet. To avoid this, we store all accents relevant to a given alphabet, in the alphabet’s Glyph Container. The same method is used for shapes that are similar in the different alphabets: Latin, Greek and Cyrillic alphabets share the letter ‘A’, Latin, IPA and Cyrillic alphabets share the letter ‘a’.²

The “Common” Glyph Container

The “Common” Glyph Container, shown in Table 1, contains glyphs that will be used potentially in conjunction with all alphabets. These are described in the following subsections.

Punctuation, digits, editorial marks Special care has been taken to distinguish between “typographical” punctuation and “typewriter/computer terminal-derived” one: compare the typographical double quotes “” and the straight ‘ASCII’ ones ”.

This table covers all Unicode punctuation marks from the ASCII and ISO 8859-1 tables as well as from the GENERAL PUNCTUATION table (0x2010–0x2046). We have not included a few punctuation marks specific to a single alphabet: Arabic asterisk, inverted comma and semicolon, Hebrew colon, Greek upper dot. These will be found in the corresponding Glyph Containers.

In Fig. 3 the reader can see how regular curly braces have been transformed into SQUARE BRACKETS WITH QUILL, by simply reflecting the central part of the brace.

Commonly adopted Latin alphabet derived symbols Symbols like © use Latin alphabet letters but are used in many non-Latin-alphabet based languages. Symbol № is an even stranger example: although the glyph ‘N’ does not exist in Cyrillic, this symbol is used mainly in Cyrillic-alphabet languages.

² We will use a totally different approach when dvips and Adobe Acrobat are able to use 16-bit PostScript fonts. Instead of having many ‘small’ PostScript fonts and one ‘big’ virtual font, we will use a single ‘big’ PostScript font, in Unicode+Typography encoding. In that font, accented letters and repeated identical shapes will be obtained by the PostScript font technique of *composite characters*. This will allow Acrobat users to select and copy Unicode-encoded text directly from the document window.

Since the two techniques (16-bit + 8-bit real, vs. 16-bit composite real) will share the same .t_{fm} metrics for characters, it will be possible to convert .dvi files from one format to the other, so that files obtained today by the first method will be “Acrobat-ready” later, whenever Acrobat switches to Unicode (hopefully soon!).

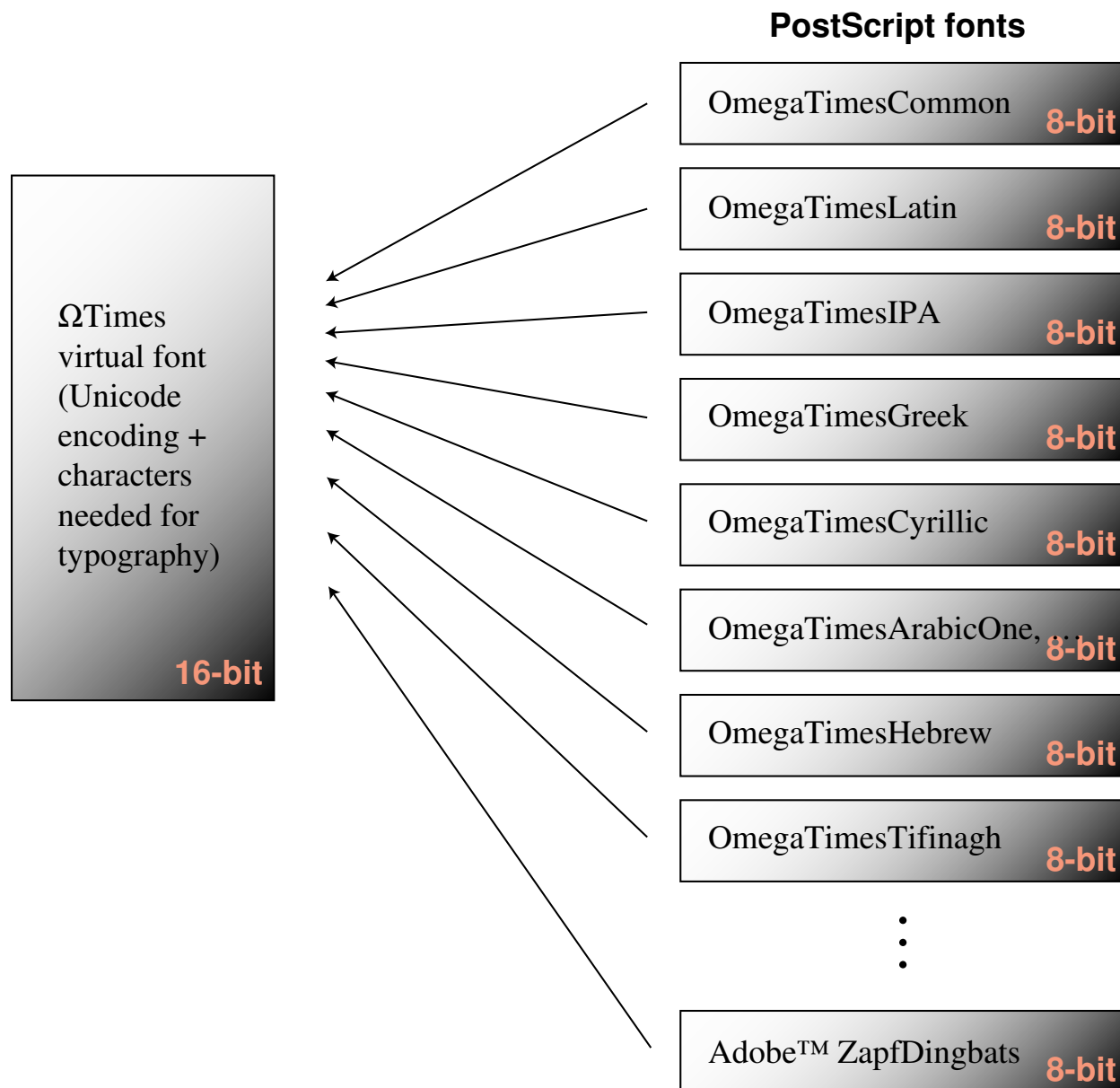


Figure 2: General structure of the ΩTimes fonts (idem for ΩHelvetica)

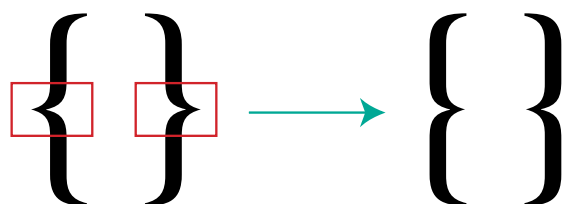


Figure 3: The LEFT and RIGHT SQUARE BRACKETS WITH QUILL were drawn by reflecting the central part of regular curly braces

In Fig. 4 the reader can see our small tribute to the GNU foundation: the “copyleft” symbol. We hope that this character will soon be included in the LETTER-LIKE SYMBOLS section of Unicode.

— Q. Why not use the `\reflectbox` macro to reflect the “copyright” glyph into a “copyleft” one?

— A. Because we want to treat “copyleft” as a separate character in the virtual font, which may be searched inside a .dvi or PDF file. In other cases, such as \mathfrak{A} , used in the A \mathfrak{B} B \mathfrak{A} logo and the cobar construction in Algebraic Topology, one can




Figure 4: The GNU “copyleft” symbol



Figure 5: The ESTIMATED SYMBOL was drawn inside a perfect circle

easily use PostScript-manipulation macros without damage.

Finally, in Fig. 5 the reader can see how the ESTIMATED SYMBOL fits inside a perfect circle (in red, for readers of a color version of this paper).

Currency symbols Among currencies having proprietary symbols, there are strong and weaker ones. The strong ones have made it into ISO 8859-1 (you-know-who made it even into ASCII itself, and is used by a well-known typesetting language

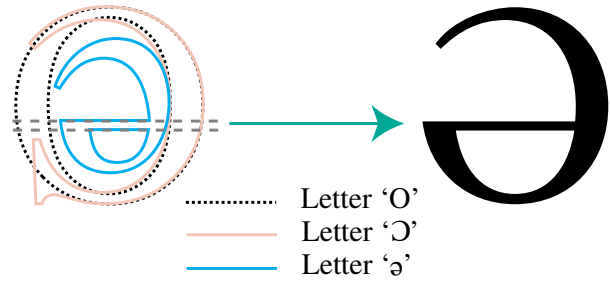


Figure 6: How shapes ‘C’, ‘O’ and ‘e’ were used for the design of the LATIN and CYRILLIC CAPITAL LETTER SHWA

to enter math mode...), the remaining ones have found their home in the CURRENCY SYMBOLS section of Unicode.

We have included them all (even the Thai currency symbol ฿, which looks suspiciously Latin) in the “Common” Glyph Container. Note that the symbol F for French Franc is virtually unknown in France...

Diacritics The zone 0xa0–0xe2 of the “Common” Glyph Container is dedicated to combining diacritics. These diacritics are supposed to be useful for more than one alphabet; whenever a diacritic belongs specifically to one alphabet, it has been included only in the corresponding Glyph Container (this is the case, for example, of Vietnamese double accents, Greek spirit+accent combinations, and Slavonic accents). Thanks to the diacritics in the “Common” Glyph Container we will be able to construct all LATIN EXTENDED ADDITIONAL Unicode characters (0x1e00–0x1ef9) virtually, by combining them with letters from the “Latin” Glyph Container. This Unicode region covers Welsh, Vietnamese and transcriptions of Indic and other languages.

The “Latin” Glyph Container

The “Latin” Glyph Container, shown in Table 2, contains glyphs of letters for Latin alphabet languages. These are described in the following subsections.

Letters for Latin alphabet languages All glyphs necessary to typeset Western and Central European, Nordic, Baltic, African languages, Vietnamese and Zhuang.

Some African characters are derived from the International Phonetic Alphabet. It is a fascinating challenge to design uppercase and italic-style forms for these characters (for example, see in Fig. 6 the

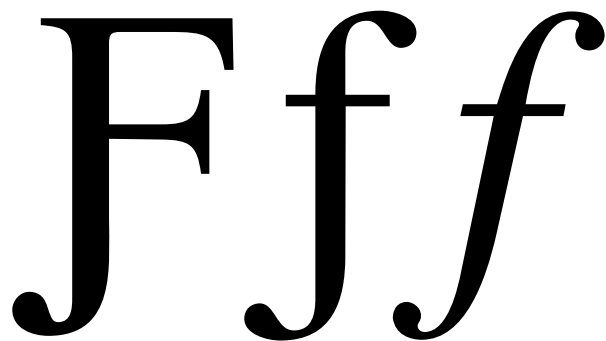


Figure 7: The African letter F WITH HOOK in roman upper- and lowercase, as well as in italic lowercase form



Figure 8: CAPITAL LETTER B WITH TOPBAR (which shares the same glyph as CYRILLIC CAPITAL LETTER BE) SMALL LETTER B WITH TOPBAR and CYRILLIC SMALL LETTER BE

uppercase version of letter ə letter which derives from the phonetic SHWA, and in Fig. 7 the straight uppercase and straight lowercase versions of an African letter that becomes a standard *f* in italic style).

Sometimes, although a Greek form (or a form derived from Greek) is used for the lowercase, the uppercase does not follow the Greek model: for example, the uppercase of African letters ε and ϣ (the former is 100% Greek, while the latter looks more like a “phonetic gamma”) are Ε and Υ.

Inversely, sometimes a Greek form is used for the uppercase only: Σ is the uppercase form of the integral-like ς, a character derived from the IPA, for which one can hardly imagine an obvious uppercase form — taking a Greek letter for that purpose is the easiest solution.

It is quite interesting how the lowercase of the Latin letter Б differs from that of the Cyrillic letter sharing the same glyph (see Fig. 8).

Special attention has been paid to the notorious Dutch ligature ‘ij’, in italic Times lowercase form and in Helvetica uppercase form (see Fig. 9).



Figure 9: Italic letter ‘y’ with umlaut accent followed by the Dutch ligature ‘ij’ in Times italic, Helvetica medium uppercase and Helvetica bold uppercase form

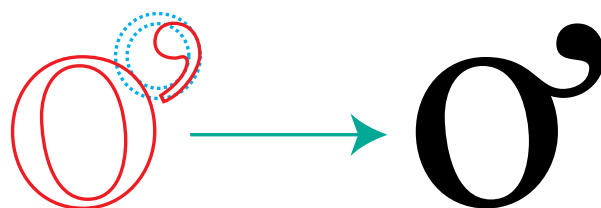


Figure 10: The Vietnamese SMALL LETTER O WITH HORN was designed using the glyphs of the ring accent, the apostrophe and letter ‘o’

In the former case, we have connected the two letters, creating an intentional confusion with a ‘y’ letter with umlaut accent. In Fig. 9 the reader can compare these two constructions. On the other hand, the shape of the uppercase sans serif ‘IJ’ is derived from that of the letter ‘U’: this is common Dutch titling practice.

The characters K and k are used in Breton. They are not (yet) included in Unicode, and have been brought to our attention by Jacques André.

Finally, in Fig. 10 the reader can see how the “horn” of Vietnamese letters has been designed, using graphical elements from the font: in this case, the ring accent and the apostrophe.

Ligatures Besides the “standard five” ligatures ff, fi, fl, ffi, ffl, we have included ligatures for the case where:

- the second or third letter is an ‘i’ with ogonek: fi̇, ffi̇, useful in Lithuanian;
- the second or third letter is a stroked ‘l’ : fḷ, ffḷ, useful in Polish;
- the second or third letter is a ‘j’: fj, ffj;
- instead of an ‘i’ one has an ‘ij’ ligature: fij, ffi̇, useful in Dutch;
- instead of ‘f’ one has a long ‘s’: fḷ, fi̇, fḷ, ffi̇. We haven’t (yet) included any ‘f’ + ‘long s’ combinations.



Figure 11: French ligatures ‘st’ and ‘ct’ in Times and Helvetica fonts

Finally we couldn’t resist the temptation of making “French” ligatures *st*, *ct*, of course, both in Times and Helvetica (!) font families. These ligatures are well-known because of their use (in the Garamond typeface) in the Pléiade book collection. One can argue about their reason for being in Times (and especially in Helvetica) style, which has absolutely no historical background... Consider them an experiment, and trust us for not making them automatic in default text mode!

Diacritics Accents 0xf8–0xff are used for Vietnamese only. Diacritics occupying positions 0xe8–0xf6 are shared with the “Common” Glyph Container.

The “IPA” Glyph Container

The “IPA” Glyph Container, shown in Table 3, contains a collection of glyphs needed for the International Phonetic Alphabet. They have been found in different sources: Unicode encoding, literature on phonetics (in particular we covered the complete table of characters of the French classic *Initiation à la phonétique*, by J.-M.-C. Thomas, L. Bouquiaux and F. Cloarec-Heiss, PUF, 1976). Only a small number of these characters are contained in the Unicode encoding. We would be **grateful** for any feedback from scholars on additional characters or corrections of the existing ones.

Since IPA is so... international, we have assumed that one can encounter phonetic insertions in text written in any language. Hence, we have included all glyphs needed, including lowercase Latin alphabet letters, and small capitals — the latter being included only whenever these are significantly different from their lowercase counterparts: including, for example, small caps ‘s’, ‘x’, ‘z’ would be

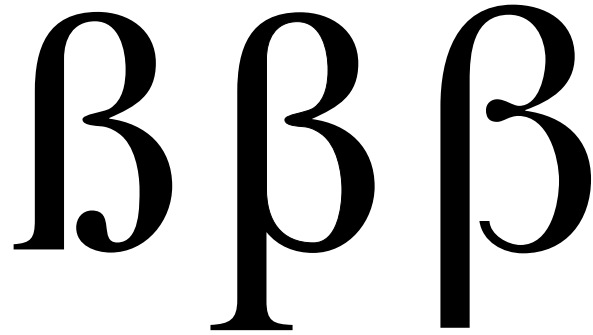


Figure 13: Three closely-related glyphs: German ‘sz’, IPA ‘beta’ (not a Unicode character), Greek lowercase ‘beta’

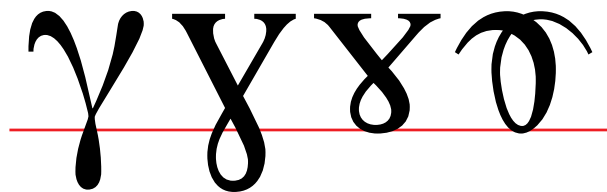


Figure 14: Different types of ‘gamma’: the first one from the Greek alphabet, the others from the IPA

useless since they are indistinguishable from lowercase ‘s’, ‘x’, ‘z’.

This point deserves some explanation: one should not confuse *small capitals used for text* and *IPA small capitals*. The former are a stylistic enhancement of text; they appear only in words entirely in small capitals style; their height is *not* equal to the x-height of the font, generally they are slightly higher. The latter are phonetic characters used together with authentic lowercase letters: they *must* have exactly the same height.

In Fig. 12 the reader can see some small caps we have designed for the ΩTimes IPA Glyph Container. It may not be obvious from the figure, but stroke widths of the small caps are exactly the same as the ones of lowercase letters (see lowercase letter ‘a’ to compare, as well as glyph ‘v’, which is used to represent both a lowercase and a small caps ‘v’). On the second line of the figure, one can see the same letters obtained as ‘fake’ small capitals.

We had a lot of fun designing these characters. In some cases, they just had to look a little different from their Greek counterparts: for example, in Fig. 13 the reader can see how the ‘phonetic beta’ has been inspired by the German ‘sz’, and not by the ‘real’ Greek beta; in Fig. 14 we present a collection



Figure 12: On the first line, lowercase letters ‘a’ and ‘v’ and specially designed IPA small capitals; on the second line, uppercase letters reduced 68%

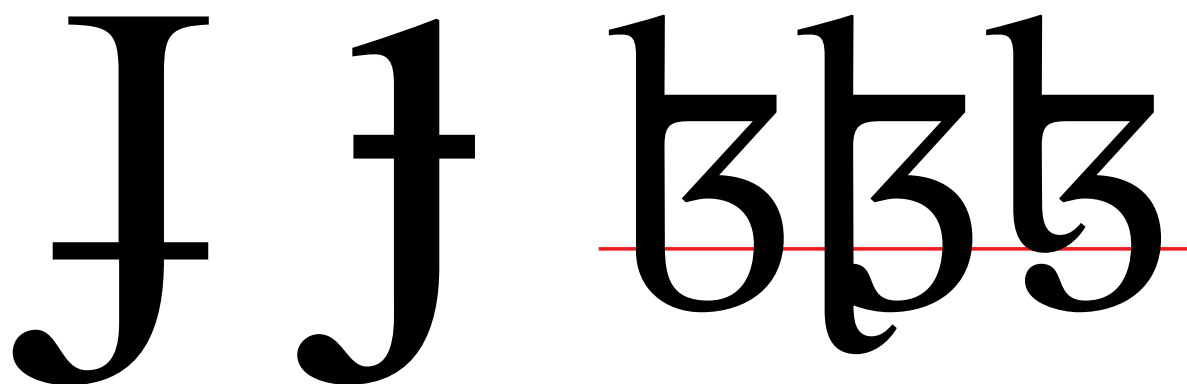


Figure 15: Two IPA symbols of different origin: inverted letter ‘f’ and dotless ‘j’ with stroke

Figure 16: Which one is the best ‘l with retroflex hook+ezh’ ligature? (Three proposals)

of gamma-like glyphs, as well as the ‘real’ Greek letter gamma.

In some cases we were not very sure about the origin of some IPA characters and made several attempts: for example, in Fig. 15 one can see two symbols with a superficial resemblance: an inverted ‘f’ and a dotless stroked ‘j’. Which one is used in phonetics? The choice is left to the user.

Finally there was one case where we had to solve a *real* design problem: the one of the ‘l with retroflex hook’ and ‘ezh’ ligature (not a Unicode character). In most real-life examples we had the opportunity to see, the letter ‘ezh’ was sadly squeezed so that its tail remains higher than the retroflex hook of the ‘l’; we find it bad typographical practice to squeeze the ‘ezh’ and propose three solutions (only one of which

of course will survive in the final Glyph Container). In Fig. 16 the reader can see: (a) the tail of ‘ezh’ merged with the retroflex hook of the ‘l’, (b) the retroflex hook of the ‘l’ continuing deep enough for it to be seen under the tail of ‘ezh’, (c) the retroflex hook rising higher so that it fits between the tail of ‘ezh’ and the baseline. In cases (a) and (c) the risk may be that the ‘l with retroflex hook’ be taken for an ‘ordinary l’ (compare \mathfrak{L} , \mathfrak{L} and \mathfrak{L}); in case (b) we are going too deep under the baseline...

Anyhow, we expect your feedback to resolve this issue.

The “Greek” Glyph Container

The “Greek” Glyph Container, shown in Table 4, contains glyphs needed for the Greek language, ancient and modern. The problem with most

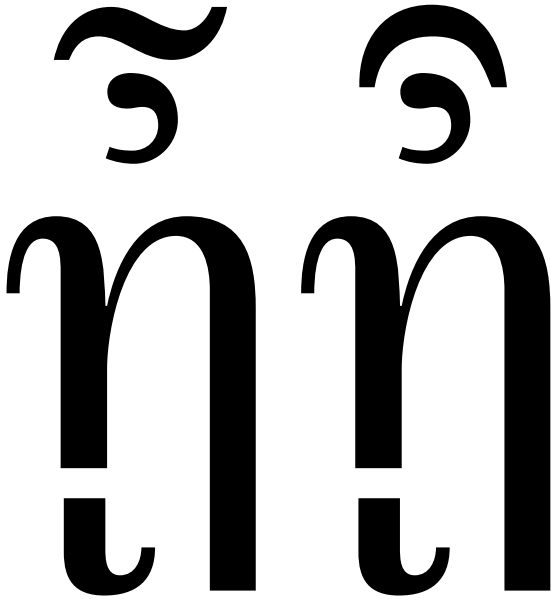


Figure 17: Two forms of Greek circumflex accent: the first used in modern Greek typesetting, the second one used in a number of scholarly typefaces

commercial Greek fonts is that they are either made for modern Greek use, or for ancient Greek use by non-Greek scholars. There is a third possibility: fonts made for ancient Greek use by Greek scholars.

In this Glyph Container we have tried to satisfy all three categories of users. Of course, this font can be used both for monotonic and polytonic text (there is a straight monotonic accent, while the acute one can be used as well). But we have gone even farther, by including two versions of the circumflex accent, shown in Fig. 17: the tilde-like one, used in Greece, and the cap-like one used in scholarly Western editions.³

Faithful to the first *TUGboat* paper by one of the authors (Haralambous and Thull, 1989), we have included the inverted iota with circumflex accent, found in certain 19th-century editions of modern Greek (see Fig. 18).

Version 1.0 of the Unicode standard contained uppercase versions of Greek numerals, just as roman numerals were provided in upper- and lowercase; in ISO 10646 these characters were removed, apparently by decision of the Greek delegation. We find this action absurd (there are many examples of uppercase numerals in literature) and have of course included the relevant glyphs in the Glyph Container.

³ This brings us to a nice typographical joke: the Greek “circumflex” accent is either “tilde”-like or “cap”-like, but never actually... “circumflex”-like!

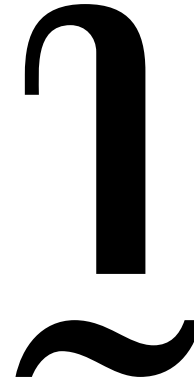


Figure 18: The inverted ‘iota with circumflex’ (not a Unicode character) used in 19th-century modern Greek printing



Figure 20: The different variant forms of Greek letters: beta, theta, phi, rho, kappa

In fact, we have included all known variants of Greek numerals: stigma, digamma, qoppa and sampi (see Fig. 19, next page), and the upper and lower numeral signs.

Greek letters are also very common in mathematics and physics. Some variant forms are used for different purposes in these fields (rho with curved or straight tail, open/closed phi, open/closed theta, curly or straight kappa). To these we add a variant form used in regular text: the initial and medial beta (β vs. β̂). All variant forms of lowercase letters are shown in Fig. 20.

There is also a variant form of the letter sigma: the so-called “lunate” sigma. This character is used in some scholarly editions to avoid the distinction between ordinary medial and final sigmas. In Fig. 21 we compare it with Latin letter ‘c’: the lowercase of lunate sigma has no bulb and the upper one, no serif

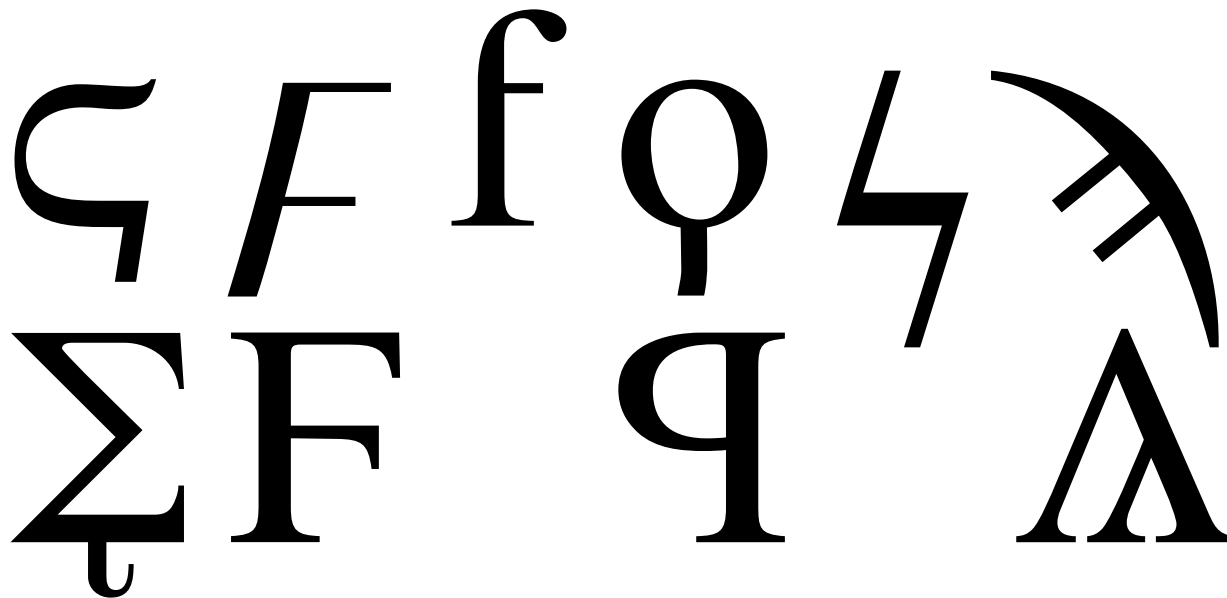


Figure 19: Collection of glyphs used for Greek numerals; on the first line: lowercase stigma, digamma (2 variants), qoppa (2 variants), sampi; on the second line: uppercase stigma, digamma, qoppa, sampi



Figure 21: The glyphs of Greek lunate sigma and Latin letter ‘c’ (in upper- and lowercase)

(and hence the Greek and Latin letters are identical in the Helvetica family).

The reader may ask why on positions 0x80–0x8d and 0xa0–0xad of the Glyph Container table we have accented letters, while on positions 0x90–0x9d there are only accents and no letters. The answer is very simple: accents on Greek letters sometimes change shape according to the width of the letter. Greek vowels can be roughly divided into three width classes: narrow ones (the iota), wide ones (the omega) and medium ones (all the remaining). On row 8 and a we have placed accents for narrow and wide letters, respectively; on row 9 we have placed the ordinary accents. And since rows 8 and a have been made for unique vowels, we have preferred to include complete accent+letter combinations (letters being aliases, of course) so that the virtual font doesn’t need to make the construction.

The same reason justifies positions 0x5e and 0x5f: the dieresis (dialytika, in Greek) does not have the same width, depending on whether it is placed on an iota or an epsilon.

Finally, in the table there are also the specifically Greek guillemets (round ones), the upper dot, and the two forms of “subscript” iota: for lowercase letters (ypogegrammeni) and for uppercase ones (prosgegrammeni).

The “Cyrillic” Glyph Container

The “Cyrillic” Glyph Container, shown in Table 5, contains glyphs needed for all languages using the Cyrillic alphabet, whether European or Asian. Characters for pre-Lenin Russian (fita, izhitsa, yat) have also been included, as well as “modernized” versions of Slavonic characters. As in the case of the Latin ‘st’, ‘ct’ ligatures, one may argue the necessity of modernizing Slavonic script, especially when it comes to drawing the Helvetica version. It happens that these characters have been included in Unicode (like the Coptic ones), and this is already reason enough to draw the font; it is up to the user to actually adopt the “modern” font, or use beautiful traditional Slavonic typefaces.

What was fascinating when designing Slavonic letters was their relation to Greek ones. In Fig. 22 we compare Slavonic and Greek Xi and Psi: at a first glance, Slavonic Xi bears a resemblance to Greek lowercase xi, it is quite surprising that



Figure 22: Comparing Slavonic letters Xi and Psi with the corresponding Greek ones

the Slavonic xi is reflected with respect to the Greek one. Uppercase Psi letters are identical, and lowercase Slavonic psi has a heavier stem (with serif, while Greek lowercase letters *never* have serifs). Uppercase Slavonic Omega Ω is a magnified lowercase omega (where we have placed a serif on the central stem). For the lower part of the Slavonic Yus ѡ we have used an inverted Psi: this is a small designer’s secret allowing better integration of the letter in the Times (resp. Helvetica) font family.

Another design initiative of ours was to use graphic elements from the Serbian letter Ђ đ, for the Asian Cyrillic Б б, П п, К к. We expect user feedback to validate or deny this choice.

The “Arabic” Glyph Container

The “Arabic” Glyph Container, shown in Tables 6–8 contains the glyphs that are necessary to typeset in any language using the Arabic alphabet.⁴ The design of these Ω Arabic fonts doesn’t actually have much in common the Times and Helvetica families; in fact, we have used popular modern designs, which can be used both for technical and literary text, and which allow easy readability in small sizes. Fat and thin stroke width, ascender height and descender depth have all been calculated with respect to the corresponding parameters of the Latin/Greek/Cyrillic fonts.

In Fig. 23 the reader can see the metrical relationship between the Latin, Arabic and Hebrew fonts: we want these characters to fit with one other,

⁴ We have also included undotted versions of letters ba, fa, qaf, for typesetting of old manuscripts.

so that multilingual texts using the three scripts will produce typographically acceptable results.

Concerning diacritics we have included all vowels, and combinations with shadda and hamza, as well as some special cases: madda, wesla, vertical fatha, vertical fatha + shadda, and other diacritics used in Arabic spellings of African languages, Kurdish, Baluchi, Kashmiri, Uigur and Kazakh.⁵

Esthetic Ligatures We have included a very small number of esthetic ligatures (fewer than 150): ba-like letters followed by a final noon-like, initial fa-like letters followed by a ya-like, an initial lam-meem ligature, and the llah ligature with and without vertical fatha + shadda. We are not convinced that heavy ligaturing of these fonts, in the manner of traditional Naskhi fonts, would be esthetically judicious. Nevertheless, we are open to any suggestion on possible ligatures that might be added.

The “Tifnagh” Glyph Container

The “Tifnagh” Glyph Container, shown in Tables 9 and 10, contains the glyphs needed for typesetting the Tamazight (alias Berber) language. A complete description of the Berber T_EX system developed by Haralambous [2].

The glyphs shown on the tables warrant some explanation. Tifnagh script has always been written in a non-serif style. On table 9 we show a “Helvetica” version of the script, in the sense that everything has been done to bring these glyphs closer to the Latin/Cyrillic/Greek Helvetica types. This approach is quite safe, and — in all modesty — the result should not surprise any speaker of Berber.

On the other hand, table 10 shows a 100% experimental font! The main idea was to say: “What would Tifnagh letters look like today if they had followed the same evolution as Latin ones?” See Fig. 24 for a closer comparison of some Tifnagh letters in both Helvetica and Times styles. Admittedly, the result seems weird, and a lot of corrections have to be made before these drawings actually can be called Tifnagh glyphs... Nevertheless, the Berber language is being typeset more and more in its traditional script, often together with other scripts. As a result, the problem of homogenization with Western typographical traditions must be faced; the style of the Times typeface is one of the first challenges.

⁵ We have *not* included diacritics used for the Qur’ān, as we believe that these should be printed using very specific traditional typefaces; nevertheless, the diacritics provided are sufficient for excerpts from the Qur’ān.




Figure 23: Capital height, x-height, baseline and descender depth of Latin, Arabic and Hebrew letters



Figure 24: On line 1: Tifnagh letters in Helvetica style, with shapes identical to Greek and Latin ones; on line 2: idem. but shapes become stranger; on lines 3 and 4: the same letters, in Times style, using “evolutional logic”

The “Hebrew” Glyph Container

The “Hebrew” Glyph Container, shown in Table 11, contains the glyphs needed for Hebrew, Yiddish (both in the Russian or American YIVO spelling) and Ladino. The font design is based on a—very popular in Israel—modern Hebrew typeface. Once again we have adapted the stroke widths and character dimensions of Latin/Greek/Cyrillic glyphs. In Fig. 23, the reader can compare the size

and weight of Hebrew letters with those of Latin and Arabic.⁶

We have *not* included Masoretic signs in the font, because we believe that the Bible should be typeset in traditional “square” fonts. Nevertheless, we have included letters with dagesh which appear only in a few isolated positions in the Bible, as well as the inverted nun. We have also included two

⁶ It should be noted that the height of Hebrew letters is exactly equal to the half distance between that of upper- and lowercase Latin letters.

different forms of the lamed-aleph ligature (with and without left stroke), used in older texts.

References

- [1] Haralambous, Yannis and Klaus Thull. “Typesetting modern Greek with 128-character codes.” *TUGboat* 10,3 (1989), pages 354—359.
- [2] Haralambous, Yannis. *Un système T_EX berbère*. Actes de la table ronde internationale «Phonologie et notation usuelle dans le domaine berbère». Paris: Institut National des Langues et Civilisations Orientales, 1993. [Forthcoming in the *Cahiers GUTenberg* thematic issue on Semitic scripts.]

	"x0	"x1	"x2	"x3	"x4	"x5	"x6	"x7
"2x		!	"	#	\$	%	&	'
	()	*	+	,	-	.	/
"3x	0	1	2	3	4	5	6	7
	8	9	:	;	<	=	>	?
"4x	@	©	Ⓒ	®	Ⓟ	¢	£	¤
	§	¶	¦	©	ª	¬	†	‡
"5x	‰	‱	´	`	^	ˆ	✱	▪
	‖	‖	e	[\]	^	_
"6x	{	}	※	☾	☾	⌞	¡	¿
	‘	’	‚	‚	“	”	“	”
"7x	«	»	<	>	—	—	◦	•
	▶	\	№	{		}	~	
"8x	¥	₣	₵	₶	₷	₸	₹	₺
	₰	₱	₲	₳	₴	₵	₶	₷
"9x	₸	₹						
"Ax	˘	˙	˚	˛	˜	˝	˘	˙
	˚	˛	˜	˝	˘	˙	˚	˛
"Bx	˘	˙	˚	˛	˜	˝	˘	˙
	˚	˛	˜	˝	˘	˙	˚	˛
"Cx	˘	˙	˚	˛	˜	˝	˘	˙
	˚	˛	˜	˝	˘	˙	˚	˛
"Dx	˘	˙	˚	˛	˜	˝	˘	˙
	˚	˛	˜	˝	˘	˙	˚	˛
"Ex	˘	˙	˚	˛	˜	˝	˘	˙
	˚	˛	˜	˝	˘	˙	˚	˛
	"x8	"x9	"xA	"xB	"xC	"xD	"xE	"xF

Table 1: Tentative OmegaTimesCommon Glyph Container Table (June 10, 1996).

	"x0	"x1	"x2	"x3	"x4	"x5	"x6	"x7
"2x		Æ	Ð	Ø	Ɔ	Ą	ß	Ě
	Ĥ	Ĭ	ı	IJ	Ł	Ŋ	Œ	Ʀ
"3x		æ	ð	ø	ɸ	ą	đ	ě
	ħ	ı̇	ı̈	ij	ł	ŋ	œ	ƚ
"4x	Ū	À	Β	Ɔ	Ɖ	Ɛ	Ƒ	Ɠ
	Ĥ	Ĭ	Ĵ	Ɔ	Ɖ	Ɛ	Ƒ	Ɠ
"5x	Ɔ	Ɖ	Ɛ	Ƒ	Ɠ	Ɣ	Ɩ	Ƙ
	Ƙ	Ɩ	Ƙ	ƙ	Ɔ	Ɛ	Ƒ	
"6x	ƚ	a	b	c	d	e	f	g
	h	i	j	k	l	m	n	o
"7x	p	q	r	s	t	u	v	w
	x	y	z	ƒ	σ	ƚ	k	
"8x	Ɓ	Ƃ	ƃ	Ƅ	ƅ	Ɔ	Ƈ	ƈ
	Ɖ	Ɛ	Ƒ	Ɠ	Ɣ	Ɩ	Ƙ	ƙ
"9x	Ƙ	Ɩ	Ƙ	ƙ	Ɔ	Ɛ	Ƒ	Ɠ
	ƚ	Ƙ	ƙ	Ɔ	Ɛ	Ƒ	Ɠ	Ɣ
"Ax	ƃ	Ƅ	ƃ	Ƅ	ƅ	Ɔ	Ƈ	ƈ
	Ɖ	Ɛ	Ƒ	Ɠ	Ɣ	Ɩ	Ƙ	ƙ
"Bx	ƙ	ƚ	Ƙ	ƙ	Ɔ	Ɛ	Ƒ	Ɠ
	ƚ	Ƙ	ƙ	Ɔ	Ɛ	Ƒ	Ɠ	Ɣ
"Cx	ƚ	Ƙ	ƙ	ƚ	Ƙ	ƙ	ƚ	Ƙ
	Ƙ				ff	fi	fl	ffi
"Dx	ffi	fi	fl	ff	ffi	fj	ffj	fij
	ffj	ff	fi	fl	ffi	fl	st	ct
"Ex	ƚ	Ƙ	ƙ	ƚ	Ƙ	ƙ		Ɠ
	˘	˙	˚	˛	˜	˝	ˆ	˜
"Fx	˙	˚	˛	˜	˝	ˆ		˜
	˘	˙	˚	˛	˜	˝	ˆ	˜
	"x8	"x9	"xA	"xB	"xC	"xD	"xE	"xF

Table 2: Tentative OmegaTimesLatin Glyph Container Table (June 10, 1996).

	"x0	"x1	"x2	"x3	"x4	"x5	"x6	"x7
"2x	ɑ	ɒ	ɐ	ɑ̃	ɓ	ɔ̃	ɔ̂	ɔ̇
	ɸ	β	ɔ	ɔ̃	ɔ̃	ç	ç̃	ç̇
"3x	ɔ̃	ɔ̃	ɔ̃	ɔ̃	ɔ̃	ɔ̃	ɔ̃	ɔ̃
	ɔ̃	ɔ̃	ɔ̃	ɔ̃	ɔ̃	ɔ̃	ɔ̃	ɔ̃
"4x	ε	Α	Β	Ξ	Δ	Ε	Φ	Γ
	Η	Ι	Ψ	Κ	Λ	Μ	Ν	Œ
"5x	Ρ	Q	Ρ	Ξ̃	Τ	U	ε̃	f
	f	Υ	Φ	Φ	Φ	Φ	Φ	J
"6x	f	a	b	c	d	e	f	g
	h	i	j	k	l	m	n	o
"7x	p	q	r	s	t	u	v	w
	x	y	z	g	γ	γ	γ	
"8x	σ	σ̃	σ̃	σ̃	σ̃	σ̃	σ̃	σ̃
	σ̃	σ̃	σ̃	σ̃	σ̃	σ̃	σ̃	σ̃
"9x	ϋ	ϋ	ϋ	ϋ	ϋ	ϋ	ϋ	ϋ
	ϋ	ϋ	ϋ	ϋ	ϋ	ϋ	ϋ	ϋ
"Ax	τ	τ̃	τ̃	τ̃	τ̃	τ̃	τ̃	τ̃
	τ̃	τ̃	τ̃	τ̃	τ̃	τ̃	τ̃	τ̃
"Bx	η̃	η̃	η̃	η̃	η̃	η̃	η̃	η̃
	η̃	η̃	η̃	η̃	η̃	η̃	η̃	η̃
"Cx	ϋ	ϋ	ϋ	ϋ	ϋ	ϋ	ϋ	ϋ
	ϋ	ϋ	ϋ	ϋ	ϋ	ϋ	ϋ	ϋ
"Dx	τ̃	θ	τ̃	τ̃	τ̃	τ̃	τ̃	τ̃
	Ω	ϋ	ϋ	ϋ	Λ	ν	Μ	ϋ
"Ex	ω	χ	χ̃	ζ̃	Ξ	Ξ	Ξ	Ξ
	Ξ	ζ̃	ζ̃	ζ̃	ζ̃	ζ̃	ζ̃	ζ̃
"Fx	ε̃	ω	Ω	ζ̃	ζ̃	ζ̃	ω	β̃
	β̃							
	"x8	"x9	"xA	"xB	"xC	"xD	"xE	"xF

Table 3: Tentative OmegaTimesIPA Glyph Container Table (June 10, 1996).

	"x0	"x1	"x2	"x3	"x4	"x5	"x6	"x7
"3x	Υ	ϐ	ϑ	ϕ	ϑ	κ	Ϸ	Ϙ
	λ	ϕ		·	«	»	˘	ι
"4x		A	B	C	Δ	E	Φ	Γ
	H	I	Θ	K	Λ	M	N	O
"5x	Π	X	P	Σ	T	Υ	F	Ω
	Ξ	Ψ	Z	Ζ	Ϡ	Δ	Ï	ÿ
"6x		α	β	ς	δ	ε	φ	γ
	η	ι	θ	κ	λ	μ	ν	ο
"7x	π	χ	ρ	σ	τ	υ	ƒ	ω
	ξ	ψ	ζ	ς	ι	ϣ	f	
"8x	ı̇	ı̈	ı̋	ı̌	ı̍	ı̎	ı̏	ı̐
	ı̑	ı̒	ı̓	ı̔	ı̕	ı̖	ı̗	ı̘
"9x	ˆ	˚	˛	˜	˘	˙	˚	˛
	˜	˚	˛	˜	˘	˙	˚	˛
"Ax	ˆ	˚	˛	˜	˘	˙	˚	˛
	˜	˚	˛	˜	˘	˙	˚	˛
"Bx	ı̈	ı̉	ı̊	ı̋	ı̌	ı̍	ı̎	ı̏
	ı̑	ı̒	ı̓	ı̔	ı̕	ı̖	ı̗	ı̘
	"x8	"x9	"xA	"xB	"xC	"xD	"xE	"xF

Table 4: Tentative OmegaTimesGreek Glyph Container Table (June 10, 1996).

	"x0	"x1	"x2	"x3	"x4	"x5	"x6	"x7
"2x		Ѣ	Є	Ѕ	І	Ј	Љ	Њ
	Ѥ	Щ	Ѡ	Ѳ	Њ	Љ	Њ	Њ
"3x	ı	ђ	є	ѕ	і	ј	љ	њ
	ћ	щ	Ѡ	Ѳ	Њ	Љ	Њ	Њ
"4x	Я	А	Б	Ц	Д	Е	Ф	Г
	Ю	И	Ж	К	Л	М	Н	О
"5x	П	Ч	Р	С	Т	У	В	Ш
	Х	Ы	З	Ѣ	Ѥ	Ь	Э	
"6x	я	а	б	ц	д	е	ф	г
	ю	и	ж	к	л	м	н	о
"7x	Ѣ	Ч	Р	С	Т	У	В	Ш
	Х	Ы	З	Ѣ	Ѥ	Ь	Э	
"8x	Г	Њ	Љ	Ѳ	Ѳ	Ѳ	Ѳ	Ѳ
	Ѳ	Ѳ	Ѳ	Ѳ	Ѳ	Ѳ	Ѳ	Ѳ
"9x	Ѳ	Њ	Љ	Ѳ	Ѳ	Ѳ	Ѳ	Ѳ
	Ѳ	Ѳ	Ѳ	Ѳ	Ѳ	Ѳ	Ѳ	Ѳ
"Ax	К	К	Н	Н	П	Ѳ	Т	У
	У	Х	Ц	Ч	Ч	Ѳ	Ѳ	Ѳ
"Bx	к	к	н	н	п	Ѳ	т	у
	у	х	ц	ч	ч	Ѳ	Ѳ	Ѳ
"Cx	Н	Ч	Æ	Э	З	Ѳ	З	Ѳ
	Ѳ							
"Dx	Н	Ч	æ	э	з	Ѳ	з	Ѳ
	Ѳ							
"Ex	ˊ	ˆ	˜	˘	˙	˚	˛	˜
	ˆ	ˆ	˘					
	"x8	"x9	"xA	"xB	"xC	"xD	"xE	"xF

Table 5: Tentative OmegaTimesCyrillic Glyph Container Table (June 10, 1996).

	"x0	"x1	"x2	"x3	"x4	"x5	"x6	"x7
"2x	*	،	؛	؟	-	%	%.	%..
"3x	٠	١	٢	٣	٤	٥	٦	٧
"4x	٨	٩					الله	لكه
"5x	١٠	١١	١٢	١٣	١٤	١٥	١٦	١٧
"6x	أ	آ	إ	أ	أ	ؤ	ؤ	أ
"7x	ا	آ	إ	أ	أ	ؤ	ؤ	أ
"8x	ب	ب	ب	ب	ب	ب	ب	ب
"9x	ب	ب	ب	ب	ب	ب	ب	ب
"Ax	ب	ب	ب	ب	ب	ب	ب	ب
"Bx	ب	ب	ب	ب	ب	ب	ب	ب
"Cx	ب	ب	ب	ب	ب	ب	ب	ب
"Dx	ب	ب	ب	ب	ب	ب	ب	ب
"Ex	ب	ب	ب	ب	ب	ب	ب	ب
"Fx	ب	ب	ب	ب	ب	ب	ب	ب
	"x8	"x9	"xA	"xB	"xC	"xD	"xE	"xF

Table 6: Tentative OmegaTimesArabicOne Glyph Container Table (June 10, 1996).

	"x0	"x1	"x2	"x3	"x4	"x5	"x6	"x7
"2x	ﺍ	ﺏ	ﺕ	ﺓ	ﺍ	ﺏ	ﺕ	ﺓ
	ﺏ	ﺏ	ﺏ	ﺏ	ﺏ	ﺏ	ﺏ	ﺏ
"3x	ﺍ	ﺏ	ﺕ	ﺓ	ﺍ	ﺏ	ﺕ	ﺓ
	ﺏ	ﺏ	ﺏ	ﺏ	ﺏ	ﺏ	ﺏ	ﺏ
"4x	ﺍ	ﺏ	ﺕ	ﺓ	ﺍ	ﺏ	ﺕ	ﺓ
	ﺏ	ﺏ	ﺏ	ﺏ	ﺏ	ﺏ	ﺏ	ﺏ
"5x	ﺍ	ﺏ	ﺕ	ﺓ	ﺍ	ﺏ	ﺕ	ﺓ
	ﺏ	ﺏ	ﺏ	ﺏ	ﺏ	ﺏ	ﺏ	ﺏ
"6x	ﺍ	ﺏ	ﺕ	ﺓ	ﺍ	ﺏ	ﺕ	ﺓ
	ﺏ	ﺏ	ﺏ	ﺏ	ﺏ	ﺏ	ﺏ	ﺏ
"7x	ﺍ	ﺏ	ﺕ	ﺓ	ﺍ	ﺏ	ﺕ	ﺓ
	ﺏ	ﺏ	ﺏ	ﺏ	ﺏ	ﺏ	ﺏ	ﺏ
"8x	ﺍ	ﺏ	ﺕ	ﺓ	ﺍ	ﺏ	ﺕ	ﺓ
	ﺏ	ﺏ	ﺏ	ﺏ	ﺏ	ﺏ	ﺏ	ﺏ
"9x	ﺍ	ﺏ	ﺕ	ﺓ	ﺍ	ﺏ	ﺕ	ﺓ
	ﺏ	ﺏ	ﺏ	ﺏ	ﺏ	ﺏ	ﺏ	ﺏ
"Ax	ﺍ	ﺏ	ﺕ	ﺓ	ﺍ	ﺏ	ﺕ	ﺓ
	ﺏ	ﺏ	ﺏ	ﺏ	ﺏ	ﺏ	ﺏ	ﺏ
"Bx	ﺍ	ﺏ	ﺕ	ﺓ	ﺍ	ﺏ	ﺕ	ﺓ
	ﺏ	ﺏ	ﺏ	ﺏ	ﺏ	ﺏ	ﺏ	ﺏ
"Cx	ﺍ	ﺏ	ﺕ	ﺓ	ﺍ	ﺏ	ﺕ	ﺓ
	ﺏ	ﺏ	ﺏ	ﺏ	ﺏ	ﺏ	ﺏ	ﺏ
"Dx	ﺍ	ﺏ	ﺕ	ﺓ	ﺍ	ﺏ	ﺕ	ﺓ
	ﺏ	ﺏ	ﺏ	ﺏ	ﺏ	ﺏ	ﺏ	ﺏ
"Ex	ﺍ	ﺏ	ﺕ	ﺓ	ﺍ	ﺏ	ﺕ	ﺓ
	ﺏ	ﺏ	ﺏ	ﺏ	ﺏ	ﺏ	ﺏ	ﺏ
"Fx	ﺍ	ﺏ	ﺕ	ﺓ	ﺍ	ﺏ	ﺕ	ﺓ
	ﺏ	ﺏ	ﺏ	ﺏ	ﺏ	ﺏ	ﺏ	ﺏ
	"x8	"x9	"xA	"xB	"xC	"xD	"xE	"xF

Table 7: Tentative OmegaTimesArabicTwo Glyph Container Table (June 10, 1996).

	"x0	"x1	"x2	"x3	"x4	"x5	"x6	"x7
"2x	ق	ق	ق	ق	ع	ع	ع	ع
	ي	ي	ي	ي				
"8x	س	س	ط	ط	ط	ط	ط	ط
"9x	ي	ي	ي					
	"x8	"x9	"xA	"xB	"xC	"xD	"xE	"xF

Table 8: Tentative OmegaTimesArabicThree Glyph Container Table (June 10, 1996).

	"x0	"x1	"x2	"x3	"x4	"x5	"x6	"x7
"2x		·	Θ	С	Λ	∩	⋈	≡
	⚡	I	⇒	∥	⊔	∩	≡	○
"3x	⊗	X	:	=	::	≅	⋈	E
	∩	...	†	⊔	#	:	≠	⋈
"4x	∥	\	⊗	€	⊔	∩	⊔	⋈
	⊗	÷	∥	∞	⋈	○	+	⋈
"5x	⊔	∩	⋈	⋈	⋈	H	∥	:
	□	□	⊔	⊔	∅	∑	⋈	∩
"6x	∅	∩	∩	V	∩	K	⊔	⊔
	⊔	⊗	⊔	⊔	⊔	⊔		
	"x8	"x9	"xA	"xB	"xC	"xD	"xE	"xF

Table 9: Tentative OmegaHelveticaTifinagh Glyph Container Table (June 10, 1996).

	"x0	"x1	"x2	"x3	"x4	"x5	"x6	"x7
"2x		·	Θ	С	Λ	℄	X	≡
	⚡	⌚	⇒	∥	⊂	⊥	≡	○
"3x	⌘	X	:	=	::	Σ	Ж	E
	†	…	†	E	≠	:	≠	Ж
"4x	∥	∖	XX	€	H	Π	⊕	X
	⊗	÷	∥	∞	X	○	⊕	⊖
"5x	⊕	⊗	Ж	⊗	⊕	H	⊕	:
	Π	⊕	⊕	⊕	∅	Σ	⊕	∧
"6x	∅	†	⊕	V	∧	K	⊕	⊕
	⊕	⊕	⊕	⊕	⊕	⊕		
	"x8	"x9	"xA	"xB	"xC	"xD	"xE	"xF

Table 10: Tentative OmegaTimesTifinagh Glyph Container Table (June 10, 1996).

	"x0	"x1	"x2	"x3	"x4	"x5	"x6	"x7
"2x		'	"		ⲗ	Ⲙ	ⲙ	ⲛ
	ⲏ	Ⲑ	ⲑ	Ⲓ	ⲓ	Ⲕ	:	
"3x	-	·	ⲕ	Ⲍ	ⲍ	Ⲏ
	ⲏ	Ⲑ	ⲑ		ⲕ	Ⲍ	ⲍ	Ⲏ
"4x	ⲏ	Ⲑ	ⲑ	Ⲓ	ⲓ	Ⲕ	ⲕ	Ⲍ
	ⲕ	Ⲍ	ⲍ	Ⲏ	ⲏ	Ⲑ	ⲑ	Ⲓ
"5x	ⲓ	Ⲕ	ⲕ	Ⲍ	ⲍ	Ⲏ	ⲏ	Ⲑ
	ⲑ	Ⲓ	ⲓ	Ⲕ	ⲕ			
"6x	ⲏ	Ⲑ	ⲑ	Ⲓ	ⲓ	Ⲕ	ⲕ	Ⲍ
	ⲕ	Ⲍ	ⲍ	Ⲏ	ⲏ	Ⲑ	ⲑ	Ⲓ
"7x	ⲓ	Ⲕ	ⲕ		ⲍ		ⲏ	Ⲑ
	ⲑ	Ⲓ	ⲓ	Ⲕ	ⲕ	Ⲍ	ⲍ	
	"x8	"x9	"xA	"xB	"xC	"xD	"xE	"xF

Table 11: Tentative OmegaTimesHebrew Glyph Container Table (June 10, 1996).