



**HAL**  
open science

# The Weight Function in the Subtree Kernel is Decisive

Romain Azaïs, Florian Ingels

► **To cite this version:**

Romain Azaïs, Florian Ingels. The Weight Function in the Subtree Kernel is Decisive. 2019. hal-02097593v1

**HAL Id: hal-02097593**

**<https://hal.science/hal-02097593v1>**

Preprint submitted on 12 Apr 2019 (v1), last revised 7 May 2020 (v3)

**HAL** is a multi-disciplinary open access archive for the deposit and dissemination of scientific research documents, whether they are published or not. The documents may come from teaching and research institutions in France or abroad, or from public or private research centers.

L'archive ouverte pluridisciplinaire **HAL**, est destinée au dépôt et à la diffusion de documents scientifiques de niveau recherche, publiés ou non, émanant des établissements d'enseignement et de recherche français ou étrangers, des laboratoires publics ou privés.

# THE WEIGHT FUNCTION IN THE SUBTREE KERNEL IS DECISIVE

Romain Azaïs  
romain.azais@inria.fr

Florian Ingels  
florian.ingels@inria.fr

Laboratoire Reproduction et Développement des Plantes, Univ Lyon, ENS de Lyon, UCB Lyon 1, CNRS, INRA, Inria, F-69342, Lyon, France

## Abstract

Tree data are ubiquitous because they model a large variety of situations, e.g., the architecture of plants, the secondary structure of RNA, or the hierarchy of XML files. Nevertheless, the analysis of these non-Euclidean data is difficult per se. In this paper, we focus on the subtree kernel that is a convolution kernel for tree data introduced by Vishwanathan and Smola in the early 2000's. More precisely, we investigate the influence of the weight function from a theoretical perspective and in real data applications. We establish on a 2-classes stochastic model that the performance of the subtree kernel is improved when the weight of leaves vanishes, which motivates the definition of a new weight function, learned from the data and not fixed by the user as usually done. To this end, we define a unified framework for computing the subtree kernel from ordered or unordered trees, that is particularly suitable for tuning parameters. We show through two real data classification problems the great efficiency of our approach, in particular with respect to the ones considered in the literature, which also states the high importance of the weight function. Finally, a visualization tool of the significant features is derived.

**keywords:** classification of tree data; kernel methods; subtree kernel; weight function; tree compression

## 1 Introduction

### 1.1 Analysis of tree data

Tree data naturally appear in a wide range of scientific fields, from RNA secondary structures in biology [19] to XML files [8] in computer science through dendrimers [20] in chemistry and physics. Consequently, the statistical analysis of tree data is of great interest. Nevertheless, investigating these data is difficult due to the intrinsic non-Euclidean nature of trees.

Several approaches have been considered in the literature to deal with this kind of data: edit distances between unordered or ordered trees (see [6] and the references therein), coding processes for ordered trees [24], with a special focus on conditioned Galton-Watson trees [3, 5]. One can also mention the approach developed in [29]. In the present paper, we focus on kernel methods, a complementary family of techniques that are well-adapted to non-Euclidean data.

Kernel methods consists in mapping the original data into a (inner product) feature space. Choosing the proper feature space and finding out the mapping might be very difficult. Furthermore, the curse of dimensionality takes place and the feature space may be extremely big, therefore impossible to use. Fortunately, a wide range of prediction algorithms do not need to access that

feature space, but only the inner product between elements of the feature space. Building a function, called a kernel, that simulates an inner product in an implicit feature space, frees us from constructing a mapping. Indeed,  $K : \mathcal{X}^2 \rightarrow \mathbb{R}$  is said to be a kernel function on  $\mathcal{X}$  if, for any  $(x_1, \dots, x_n) \in \mathcal{X}^n$ , the Gram matrix  $[K(x_i, x_j)]_{1 \leq i, j \leq n}$  is positive semidefinite. By virtue of Mercer’s theorem [21], there exists a (inner product) feature space  $\mathcal{Y}$  and a mapping  $\varphi : \mathcal{X} \rightarrow \mathcal{Y}$  such that, for any  $(x, y) \in \mathcal{X}^2$ ,  $K(x, y) = \langle \varphi(x), \varphi(y) \rangle_{\mathcal{Y}}$ . This technique is known as the kernel trick. Algorithms that can use kernels include Support Vector Machines (SVM), Principal Components Analyses (PCA) and many others. We refer the reader to the books [9, 22, 23] and the references therein for more detailed explanations of theory and applications of kernels.

To use kernel-based algorithms with tree data, one needs to design kernel functions adapted to trees. Convolution kernels, introduced by Haussler [16], measure the similarity between two complex combinatorial objects based on the similarity of their substructures. Based on this strategy, many authors have developed convolution kernels for trees, among them the subset tree kernel [7], the subtree kernel [28] and the subpath kernel [18]. A recent state-of-the-art on kernels for trees can be found in the thesis of Da San Martino [10], as well as original contributions on related topics. In this article, we focus on the subtree kernel as defined in [28]. In this introduction, we develop some concepts on trees in Subsection 1.2. They are required to deal with the precise definition of the subtree kernel in Subsection 1.3 as well as the aim of the paper presented in Subsection 1.4.

## 1.2 Unordered and ordered rooted trees

**Rooted trees** A rooted tree  $T$  is a connected graph with no cycle such that there exists a unique vertex  $\mathcal{R}(T)$ , called the root, which has no parent, and any vertex different from the root has exactly one parent. The leaves  $\mathcal{L}(T)$  are all the vertices without children. The height of a vertex  $v$  of a tree  $T$  can be recursively defined as  $\mathcal{H}(v) = 0$  if  $v$  is a leaf of  $T$  and

$$\mathcal{H}(v) = 1 + \max_{w \in \mathcal{C}(v)} \mathcal{H}(w)$$

otherwise. The height  $\mathcal{H}(T)$  of the tree  $T$  is defined as the height of its root, i.e.,  $\mathcal{H}(T) = \mathcal{H}(\mathcal{R}(T))$ . The outdegree of  $T$  is the maximal branching factor that can be found in  $T$ , that is

$$\text{deg}(T) = \max_{v \in T} \#\mathcal{C}(v),$$

where  $\mathcal{C}(v)$  denotes the set of children of  $v$ . For any vertex  $v$  of  $T$ , the subtree  $T[v]$  rooted in  $v$  is the tree composed of  $v$  and all its descendants  $\mathcal{D}(v)$ .  $\mathcal{S}(T)$  denotes the set of subtrees of  $T$ .

**Unordered trees** Rooted trees are said unordered if the order between the sibling vertices of any vertex is not significant. The precise definition of unordered rooted trees, or simply unordered trees, is obtained from the following equivalence relation: two trees  $T_1$  and  $T_2$  are isomorphic (as unordered trees) if there exists a one-to-one correspondence  $\Phi$  from the set of vertices of  $T_1$  into the set of vertices of  $T_2$  such that, if  $w$  is a child of  $v$  in  $T_1$ , then  $\Phi(w)$  is a child of  $\Phi(v)$  in  $T_2$ . The set of unordered trees is the quotient set of rooted trees by this equivalence relation.

**Ordered trees** In ordered rooted trees, or simply ordered trees, the set of children of any vertex is ordered. As before, ordered trees can be defined as a quotient set if one adds the concept of order to the equivalence relation: two trees  $T_1$  and  $T_2$  are isomorphic (as ordered trees) if there exists a one-to-one correspondence  $\Phi$  from the set of vertices of  $T_1$  into the set of vertices of  $T_2$  such that, if  $w$  is the  $r^{\text{th}}$  child of  $v$  in  $T_1$ , then  $\Phi(w)$  is the  $r^{\text{th}}$  child of  $\Phi(v)$  in  $T_2$ .

In the whole paper,  $\mathcal{T}^*$  denotes the set of  $*$ -trees with  $*$   $\in$  {ordered, unordered}.

### 1.3 Subtree kernel

The subtree kernel has been introduced in [28] as a convolution kernel on trees for which the similarity between two trees is measured through the similarity of their subtrees. A subtree kernel  $K$  on  $*$ -trees is defined as,

$$\forall T_1, T_2 \in \mathcal{T}^*, K(T_1, T_2) = \sum_{\tau \in \mathcal{T}^*} w_\tau \kappa(N_\tau(T_1), N_\tau(T_2)), \quad (1)$$

where  $w_\tau$  is the weight associated to  $\tau$ ,  $N_\tau(T)$  counts the number of subtrees of  $T$  that are isomorphic (as  $*$ -trees) to  $\tau$  and  $\kappa$  is a kernel function on  $\mathbb{N}$ ,  $\mathbb{Z}$  or  $\mathbb{R}$  (see [22, Section 2.3] for some classic examples). Assuming  $\kappa(0, n) = \kappa(n, 0) = 0$ , the formula (1) of  $K$  becomes

$$K(T_1, T_2) = \sum_{\tau \in \mathcal{S}(T_1) \cap \mathcal{S}(T_2)} w_\tau \kappa(N_\tau(T_1), N_\tau(T_2)),$$

making the sum finite. Indeed, all the subtrees  $\tau \in \mathcal{T}^* \setminus \mathcal{S}(T_1) \cap \mathcal{S}(T_2)$  do not count in the sum (1). In this paper, as in [28], we assume that  $\kappa(n, m) = nm$ , then

$$K(T_1, T_2) = \sum_{\tau \in \mathcal{S}(T_1) \cap \mathcal{S}(T_2)} w_\tau N_\tau(T_1) N_\tau(T_2). \quad (2)$$

which is the subtree kernel as introduced in [28].

The weight function  $\tau \mapsto w_\tau$  is the only parameter to be tuned. In the literature, the weight is always assumed to be a function of a quantity measuring the “size” of  $\tau$ , in particular its height  $\mathcal{H}(\tau)$ . Then  $w_\tau$  is taken as an exponential decay of this quantity,  $w_\tau = \lambda^{\mathcal{H}(\tau)}$  for some  $\lambda \in [0, 1]$  [1, 7, 10, 18, 28]. This choice can be justified in the following manner. If a subtree  $\tau$  is counted in the kernel, then all its subtrees are also counted. Then an exponential decay counterbalances the exponential growth of the number of subtrees.

In the literature, two algorithms have been proposed to compute the subtree kernel for ordered trees. The approach of [28] is based on string representations of trees, while the authors of [1, 10] extensively use DAG reduction of tree data, an algorithm that achieves lossy compression of trees. To the best of our knowledge, the case of unordered trees has only been considered through the arbitrary choice of a sibling order.

## 1.4 Aim of the paper

The aim of the present paper is threefold:

1. We investigate the theoretical properties of the subtree kernel on a 2-classes model of random trees in Section 2. More precisely, we provide a lower-bound for the contrast of the kernel in Proposition 2.2. Indeed, the higher the contrast, the less data are required to achieve a given performance in prediction (see [4] for general similarity functions and Corollary 2.3 for the subtree kernel). We exploit this result to show in Subsection 2.4 that the contrast of the subtree kernel is improved if the weight of leaves vanishes. The relevance of the model is discussed in Remark 2.1.
2. We rely on [1, 10] on ordered trees to develop in Section 3 a unified framework based on DAG reduction for computing the subtree kernel from ordered or unordered trees, with or without labels on their vertices. Subsection 3.1 is devoted to DAG reduction of unordered then ordered trees. DAG reduction of a forest is introduced in Subsection 3.2. Then, the subtree kernel is computed from the annotated DAG reduction of the dataset in Subsection 3.3. We notice in Remark 3.8 that DAG reduction of the dataset is costly but makes possible super-fast repeated computations of the kernel, which is particularly adapted for tuning parameters. This is the main advantage of the DAG computation of the subtree kernel compared to the algorithm based on string representations [28]. Our method allows the implementation of any weighting function, while the recursive computation of the subtree kernel proposed in [10, Chapter 6] also uses DAG reduction of tree data but makes an extensive use of the exponential form of the weight (combining equations (3.12) and (6.2) from [10]). We also investigate the theoretical complexities of the different steps of the DAG computation for both ordered and unordered trees (see Proposition 3.2 and Remark 3.8). This kind of question has been tackled in the literature only for ordered trees and from a numerical perspective [1, Section 4].
3. As aforementioned, we show in the context of a stochastic model that the performance of the subtree kernel is improved when the weight of leaves is 0 (see Section 2). Relying on this, we define in Section 4 a new weight function, called discriminance, that is not a function of the size of the argument as in the literature, but is learned from the data. The learning step of the discriminance weight function strongly relies on the DAG computation of the subtree kernel presented above because it allows the enumeration of all the subtrees composing the dataset without redundancies. We illustrate in Section 5 the relevance of this new weighting scheme on the difficult prediction problem of the language of a Wikipedia article from its structure. Beyond very good classification results, we show that the methodology developed in the paper can be used to extract the significant features of the problem and provide a visualization at a glance of the dataset. In addition, we remark that the average discriminance weight decreases exponentially as a function of the height (except for leaves). Thus, the discriminance weight can be interpreted as the second order of the exponential weight introduced in the literature. Another application to labelled trees is presented in Section 6.

Finally, implementation of the proposed algorithms and reproducibility of the experiments presented in this paper are discussed in Section 7. Technical proofs have been deferred into Appendices A and B.

## 2 Theoretical study

In this section, we define a stochastic model of 2-classes tree data. From this ideal dataset, we prove the efficiency of the subtree kernel and derive the sufficient size of the training dataset to get a classifier with a given prediction error. We also state on this simple model that the weight of leaves should always be 0. We emphasize that this study is valid for both ordered and unordered trees.

### 2.1 Two trees as different as possible

Our goal is to build a 2-classes dataset of random trees. To this end, we first define two typical trees  $T_0$  and  $T_1$  that are as different as possible in terms of subtree kernel.

Let  $T_0$  and  $T_1$  be two trees that fulfill the following conditions:

1.  $\forall i \in \{0, 1\}, \forall u, v \in T_i \setminus \mathcal{L}(T_i)$ , if  $u \neq v$  then  $T_i[u] \neq T_i[v]$ , i.e. two subtrees of  $T_i$  are not isomorphic (except leaves).
2.  $\forall u \in T_0 \setminus \mathcal{L}(T_0), \forall v \in T_1 \setminus \mathcal{L}(T_1)$ ,  $T_0[u] \neq T_1[v]$ , i.e., any subtree of  $T_0$  is not isomorphic to a subtree of  $T_1$  (except leaves).

These two assumptions ensure that the trees  $T_0$  and  $T_1$  are as different as possible. Indeed, it is easy to see that

$$K(T_0, T_1) = \omega_{\bullet} \# \mathcal{L}(T_0) \# \mathcal{L}(T_1),$$

which is the minimal value of the kernel and where  $\omega_{\bullet}$  is the weight of leaves. We refer to Fig. 1 for an example of trees that satisfy these conditions.



Figure 1: Two trees  $T_0$  and  $T_1$  that fulfill conditions 1 and 2.

Trees of class  $i$  will be obtained as random editions of  $T_i$ . In the sequel,  $T_i(v \mapsto \tau)$  denotes the tree  $T_i$  in which the subtree rooted at  $u$  has been replaced by  $\tau$ . These random edits will tend to make trees of class 0 closer to trees of class 1. To this end, we introduce the following additional assumption. Let  $(\tau_h)$  a sequence of trees such that  $\mathcal{H}(\tau_h) = h$ .

3. Let  $u \in T_0$  and  $v \in T_1$ . We consider the edited trees  $T'_0 = T_0(u \mapsto \tau_{\mathcal{H}(u)})$  and  $T'_1 = T_1(v \mapsto \tau_{\mathcal{H}(v)})$ . Then,  $\forall u' \in T'_0 \setminus (\tau_{\mathcal{H}(u)} \cup \mathcal{L}(T'_0)), \forall v' \in T'_1 \setminus (\tau_{\mathcal{H}(v)} \cup \mathcal{L}(T'_1))$ ,  $T'_0[u'] \neq T'_1[v']$ .

In other words, if one replaces subtrees of  $T_0$  and  $T_1$  by subtrees of the same height, then any subtree of  $T_0$  is not isomorphic to a subtree of  $T_1$  (except the new subtrees and leaves). This means that the similarity between random edits of  $T_0$  and  $T_1$  will come only from the new subtrees and not from collateral modifications. We refer to Fig. 2 for an example of trees that satisfy these conditions.



Figure 2: Two trees  $T_0$  and  $T_1$  that fulfill conditions 1, 2 and 3.

## 2.2 A stochastic model of 2-classes tree data

From now on, we assume that, for any  $h > 0$ ,  $\tau_h$  is not a subtree of  $T_0$  nor  $T_1$ . For the sake of simplicity,  $T_0$  and  $T_1$  have the same height  $H$ . In addition, if  $u \in T_i$  then  $T_i^u$  denotes  $T_i(u \mapsto \tau_{\mathcal{H}(u)})$ .

The stochastic model of 2-classes tree data that we consider is defined from the binomial distribution  $P_\rho = \mathcal{B}(H, \rho/H)$  on support  $\{0, \dots, H\}$  with mean  $\bar{P}_\rho = \rho$ . The parameter  $\rho \in [0, H]$  is fixed. In the dataset, class  $i$  is composed of random trees  $T_i^u$ , where the vertex  $u$  has been picked uniformly at random among vertices of height  $h$  in  $T_i$ , where  $h$  follows  $P_\rho$ . Furthermore, the considered training dataset is well-balanced in the sense that it contains the same number of data of each class.

Intuitively, when  $\rho$  increases, the trees are more degraded and thus two trees of different class are closer.  $\rho$  somehow measures the similarity between the two classes. In other words, the larger  $\rho$ , the more difficult is the supervised classification problem.

**Remark 2.1.** *The structure of a markup document such as an HTML page can be described by a tree (see Subsection 5.1 and Fig. 6 for more details). In this context, the tree  $T_i$ ,  $i \in \{0, 1\}$ , can be seen as a model of the structure of a webpage template. By assumption, the two templates of interest are as different as possible. However, they are completed in a similar manner, for example to present the same content in two different layouts. Edition of the templates is modeled by random edit operations. They tend to bring trees from different templates closer.*

## 2.3 Theoretical guarantees on the subtree kernel

The authors of [4] have introduced a theory that describes the effectiveness of a given kernel in terms of similarity-based properties. A similarity function over  $\mathcal{X}$  is a pairwise function  $K : \mathcal{X}^2 \rightarrow [-1, 1]$  [4, Definition 1]. It is said  $(\epsilon, \gamma)$ -strongly good [4, Definition 4] if, with probability at most  $1 - \epsilon$ ,

$$\mathbb{E}_{x', y} [K(x, x') - K(x, y)] \geq \gamma,$$

where  $\text{label}(x) = \text{label}(x') \neq \text{label}(y)$ . From this definition, the authors derive the following simple classifier: the class of a new data  $x$  is predicted by 1 if  $x$  is more similar on average to points in class 1 than to points in class 0, and 0 otherwise. In addition, they prove [4, Theorem 1] that a well-balanced training dataset of size  $32/\gamma^2 \log(2/\delta)$  is sufficient so that, with probability at least  $1 - \delta$ , the above algorithm applied to an  $(\epsilon, \gamma)$ -strongly good similarity function produces a classifier with error at most  $\epsilon + \delta$ .

We aim to prove comparable results for the subtree kernel that is not a similarity function. To this end, we focus for  $i \in \{0, 1\}$  on

$$\Delta_x^i = \mathbb{E}_{u, v} [K(T_i^x, T_i^u) - K(T_i^x, T_{1-i}^v)]. \quad (3)$$


We emphasize that the two following results (Proposition 2.2 and Corollary 2.3) assume that the weight of leaves  $\omega_{\bullet}$  is 0. For the sake of readability, we introduce the following notations, for any  $0 \leq h \leq H$  and  $i \in \{0, 1\}$ ,

$$\begin{aligned} K_{i,h} &= \max_{\{u \in T_i : \mathcal{H}(u)=h\}} K(T_i[u], T_i[u]), \\ C_{i,h} &= \frac{K(T_i, T_i) - K_{i,h}}{\#\mathcal{L}(T_i)}, \\ G_{\rho}(h) &= 1 - \sum_{k=h+1}^H P_{\rho}(k). \end{aligned}$$

The following results are expressed in terms of a parameter  $0 \leq h < H$ . The statement is then true with probability  $G_{\rho}(h)$ . This is equivalent to state a result that is true with probability  $1 - \epsilon$ , for any  $\epsilon > 0$ .

**Proposition 2.2.** *If  $w_{T_i} > 0$  then  $\Delta_x^i = 0$  if and only if  $x = \mathcal{R}(T_i)$ . In addition, if  $\rho > H/2$ , for any  $0 \leq h < H$ , with probability  $G_{\rho}(h)$ , one has*

$$\Delta_x^i \geq P_{\rho}(0) C_{i,h}. \quad (4)$$

**Proof.** The proof lies in Appendix A. 

This result shows that the two classes can be well-separated by the subtree kernel. The only data that can not be separated are the trees completely edited. In addition, the lower-bound in (4) is of order  $H \exp(-\rho)$  (up to a multiplicative constant).


**Corollary 2.3.** *For any  $0 \leq h \leq H$ , a well-balanced training dataset of size*

$$\frac{2 \max_i K(T_i, T_i)^2 \exp(2\rho)}{\min_i C_{i,h}^2} \log \left( \frac{2}{\delta} \right)$$

*is sufficient so that, with probability at least  $1 - \delta$ , the aforementioned classification algorithm produces a classifier with error at most  $1 - G_{\rho}(h) + \delta$ .*

**Proof.** The proof is based on the demonstration of [4, Theorem 1]. However, in our setting, the kernel  $K$  is bounded by  $\max_i K(T_i, T_i)$  and not by 1. Consequently, by Hoeffding bounds, the sufficient size of the training dataset is of order

$$2 \log \left( \frac{2}{\delta} \right) \frac{\max_i K(T_i, T_i)^2}{\gamma^2}, \quad (5)$$

where  $\gamma$  can be read in Proposition 2.2,  $\gamma = P_{\rho}(0) C_{i,h} \geq P_{\rho}(0) \min_i C_{i,h}$ . The coefficient 2 lies because we consider here the total size of the dataset and not only the number of examples of each class. Together with  $P_{\rho}(0) \sim H \exp(-\rho)$ , we obtain the expected result. 



## 2.4 Weight of leaves

Here  $K^+$  is the subtree kernel obtained from the weights used in the computation of  $K$  together with a positive weight on leaves,  $w_\bullet > 0$ . We aim to show that  $K^+$  separates the two classes less than  $K$ .  $\Delta_x^{+,i}$  denotes the conditional expectation (3) computed from  $K^+$ .

**Proposition 2.4.** *For any  $x \in T_i$ ,*

$$\Delta_x^{+,i} = \Delta_x^i + w_\bullet \# \mathcal{L}(T_i[x]) D_{i,1-i},$$


where  $D_{i,1-i} = \mathbb{E}_{u,v} [\# \mathcal{L}(T_i^u) - \# \mathcal{L}(T_{1-i}^v)]$ .

**Proof.** We have the following decomposition, for any trees  $T_1$  and  $T_2$ ,

$$K^+(T_1, T_2) = K(T_1, T_2) + w_\bullet \# \mathcal{L}(T_1) \# \mathcal{L}(T_2),$$

in light of the formula (2) of  $K$ . Thus, with (3),

$$\begin{aligned} \Delta_x^{+,i} &= \mathbb{E}_{u,v} [K(T_i^x, T_i^u) + w_\bullet \# \mathcal{L}(T_i^x) \# \mathcal{L}(T_i^u) - K(T_i^x, T_{1-i}^v) - w_\bullet \# \mathcal{L}(T_i^x) \# \mathcal{L}(T_{1-i}^v)] \\ &= \Delta_x^i + \mathbb{E}_{u,v} [w_\bullet \# \mathcal{L}(T_i^x) (\# \mathcal{L}(T_i^u) - \# \mathcal{L}(T_{1-i}^v))], \end{aligned}$$

which ends the proof. 

The sufficient number of data provided in Corollary 2.3 is obtained (5) through the square ratio of  $\max_i K(T_i, T_i)$  over  $\min_i \Delta_x^i$ . First, it should be noticed that  $K^+(T_i, T_i) > K(T_i, T_i)$ . In addition, by virtue of Proposition 2.4, either  $\Delta_x^{+,0} \leq \Delta_x^0$  or  $\Delta_x^{+,1} \leq \Delta_x^1$  (and the inequality is strict if trees of classes 0 and 1 have not the same number of leaves on average). Consequently,

$$\min_i \Delta_x^{+,i} \leq \min_i \Delta_x^i,$$

and thus the sufficient number of data mentioned above is minimum for  $w_\bullet = 0$ .

## 3 DAG computation of the subtree kernel

In this section, we define DAG reduction, an algorithm that achieves both compression of data and enumeration of all subtrees of a tree without redundancies. DAG reduction of a tree is presented in Subsection 3.1, while Subsection 3.2 is devoted to the compression of a forest. In Subsection 3.3, we state that the subtree kernel can be computed from the DAG reduction of dataset of trees.

### 3.1 DAG reduction of a tree

Trees can present internal repetitions in their structure. Eliminating these structural redundancies defines a reduction of the initial data that can result in a Directed Acyclic Graph (DAG). In particular, beginning with [26], DAG representations of trees are also much used in computer graphics where the process of condensing a tree into a graph is called object instancing [15]. DAG reduction can be computed upon unordered or ordered trees. We begin with the case of unordered trees.

**Unordered trees** We consider the equivalence relation “existence of an unordered tree isomorphism” on the set of the subtrees of a tree  $T$ :  $Q(T) = (V, E)$  denotes the quotient graph obtained from  $T$  using this equivalence relation.  $V$  is the set of equivalence classes on the subtrees of  $T$ , while  $E$  is a set of pairs of equivalence classes  $(C_1, C_2)$  such that  $\mathcal{R}(C_2) \in \mathcal{C}(\mathcal{R}(C_1))$  up to an isomorphism. The graph  $Q(T)$  is a DAG [13, Proposition 1] that is a connected directed graph without path from any vertex  $v$  to itself. Let  $(C_1, C_2)$  be an edge of the DAG  $Q(T)$ . We define  $L(C_1, C_2)$  as the number of occurrences of a tree of  $C_2$  just below the root of any tree of  $C_1$ . The tree reduction of  $T$  is defined as the quotient graph  $Q(T)$  augmented with labels  $L(C_1, C_2)$  on its edges. We refer to Fig. 3a for an example of DAG reduction of an unordered tree. Two different algorithms that allow the computation of the DAG reduction of an unordered tree but that share the same time-complexity in  $\mathcal{O}(\#T^2 \deg(T) \log(\deg(T)))$  are presented in [13].

**Ordered trees** In the case of ordered trees, it is required to preserve the order of the children in the DAG reduction. As for unordered trees, we consider the quotient graph  $Q(T) = (V, E)$  obtained from  $T$  using the equivalence relation between ordered trees.  $V$  is the set of equivalence classes on the subtrees of  $T$ . Here, the edges of the graph are ordered as follows.  $(C_1, C_2)$  is the  $r^{\text{th}}$  edge between  $C_1$  and  $C_2$  if  $\mathcal{R}(C_2)$  is the  $r^{\text{th}}$  child of  $\mathcal{R}(C_1)$  up to an isomorphism. We obtain a DAG with ordered edges that compresses the initial tree  $T$ . An example of DAG reduction of an ordered tree is presented in Fig. 3b. Polynomial algorithms have been developed to allow the computation of a DAG, with complexities ranging in  $\mathcal{O}(\#T^2)$  to  $\mathcal{O}(\#T)$  for ordered trees [11].

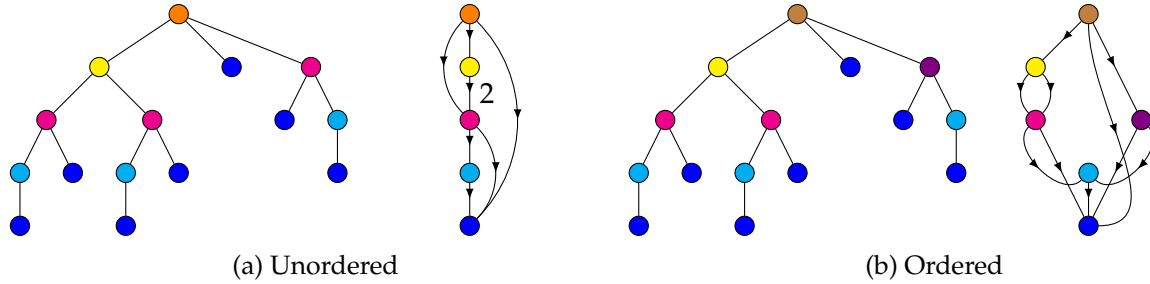


Figure 3: A tree (left) and its DAG reduction (right) seen (a) as an unordered tree and (b) as an ordered tree. In each figure, roots of isomorphic subtrees are displayed with the same color, which is reproduced on the corresponding vertex of the DAG. Note that the subtree on the left is colored differently in the two cases, whether the order of its children is relevant or not. If no label is specified on an edge (in the unordered case), it is equal to 1.

In this paper,  $\mathfrak{R}^*(T)$  denotes the DAG reduction of  $T$  as  $*$ -tree,  $* \in \{\text{ordered}, \text{unordered}\}$ . It is crucial to notice that the function  $\mathfrak{R}^*$  is a one-to-one correspondence, which means that DAG reduction is a lossless compression algorithm. In other words,  $T$  can be reconstructed from  $\mathfrak{R}^*(T)$  and  $(\mathfrak{R}^*)^{-1}$  stands for the inverse function.

The DAG structure inherits of some properties of trees. For a vertex  $v$  in a DAG  $D$ , we will denote by  $\mathcal{C}(v)$  ( $\mathcal{P}(v)$ , respectively) the set of children (parents, respectively) of  $v$ .  $\mathcal{H}(v)$  and  $\deg(v)$  are inherited as well. Similarly to trees, we denote by  $D[v]$  the subDAG rooted in  $v$  composed of  $v$  and all its descendants in  $D$ .

---

**Algorithm 1:** DAGRECOMPRESSION

---

**Data:**  $\mathbb{D}_{\mathcal{F}}$  the superdag obtained from a forest of DAG reductions of  $*$ -trees,  
 $*$   $\in$  {ordered, unordered}

**Result:**  $\mathfrak{R}^*(\mathcal{F})$

```
1 Construct, within one exploration of  $\mathbb{D}_{\mathcal{F}}$ , the mapping  $h \mapsto \mathbb{D}_{\mathcal{F}}^h$  where  $\mathbb{D}_{\mathcal{F}}^h$  is the set of
  vertices of  $\mathbb{D}_{\mathcal{F}}$  at height  $h$ 
2 for  $h$  from 0 to  $\mathcal{H}(\mathbb{D}_{\mathcal{F}}) - 1$  do
3   Let  $\sigma(h) = \{f^{-1}(\{S\}) : S \in \text{Im } f, \#f^{-1}(\{S\}) \geq 2\}$  be the set of vertices to be merged at
  height  $h$ , where  $f : v \in \mathbb{D}_{\mathcal{F}}^h \mapsto \mathcal{C}(v)$ 
4   if  $\sigma(h) = \emptyset$  then
5     | Exit algorithm;
6   else
7     for  $M$  in  $\sigma(h)$  do
8       | Choose one element  $v_M$  in  $M$  to remain in  $\mathbb{D}_{\mathcal{F}}$ 
9       | Denote by  $\delta_M$  the other elements of  $M$ 
10      for  $v$  in  $\mathbb{D}_{\mathcal{F}}$  such that  $\mathcal{H}(v) > h$  do
11        | for  $\mu$  in  $\mathcal{C}(v)$  such that  $\exists M \in \sigma(h), \delta_M \ni \mu$  do
12          | Delete  $\mu$  from  $\mathcal{C}(v)$ 
13          | Add  $v_M$  in  $\mathcal{C}(v)$ 
14        for  $M \in \sigma(h)$  do
15          | Delete  $\delta_M$  from  $\mathbb{D}_{\mathcal{F}}$ 
16 return  $\mathbb{D}_{\mathcal{F}}$ 
```

---

It should be noticed that  $\text{Im } f$  (that appears line 3) depends on  $*$ . Indeed, if  $*$  = ordered,  $\text{Im } f$  is the set of all *lists* of children; otherwise,  $\text{Im } f$  is the set of all *multisets* of children.

### 3.2 DAG reduction of a forest

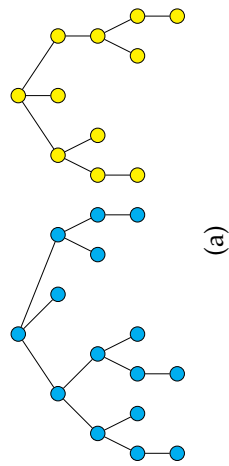
Let  $\mathbb{T}_{\mathcal{F}_{\mathcal{T}}}$  be the super-tree obtained from a forest of  $*$ -trees  $\mathcal{F}_{\mathcal{T}} = (T_1, \dots, T_N)$  by placing in this order each  $T_i$  as a subtree of an artificial root. We define the DAG reduction of the forest  $\mathcal{F}_{\mathcal{T}}$  as  $\mathfrak{R}^*(\mathcal{F}_{\mathcal{T}}) = \mathfrak{R}^*(\mathbb{T}_{\mathcal{F}_{\mathcal{T}}})$ .

However, if the forest  $\mathcal{F}_{\mathcal{T}}$  is stocked as a forest of compressed DAGs, that is,  $\mathcal{F}_{\mathcal{D}} = (D_1, \dots, D_N)$  (with  $D_i = \mathfrak{R}^*(T_i)$ ), it would be superfluous to decompress all trees before reducing the super-tree. So, one would rather compute  $\mathfrak{R}^*(\mathcal{F}_{\mathcal{T}})$  directly from  $\mathcal{F}_{\mathcal{D}}$ . From now on, we consider only forests of DAGs that we will denote unambiguously  $\mathcal{F}$ . In this context,  $\mathfrak{R}^*(\mathcal{F})$  stands for the DAG reduction of the forest of trees  $((\mathfrak{R}^*)^{-1}(D_1), \dots, (\mathfrak{R}^*)^{-1}(D_N))$ . We define the degree of the forest as  $\text{deg}(\mathcal{F}) = \max_{i=1}^N \text{deg}(D_i)$ .

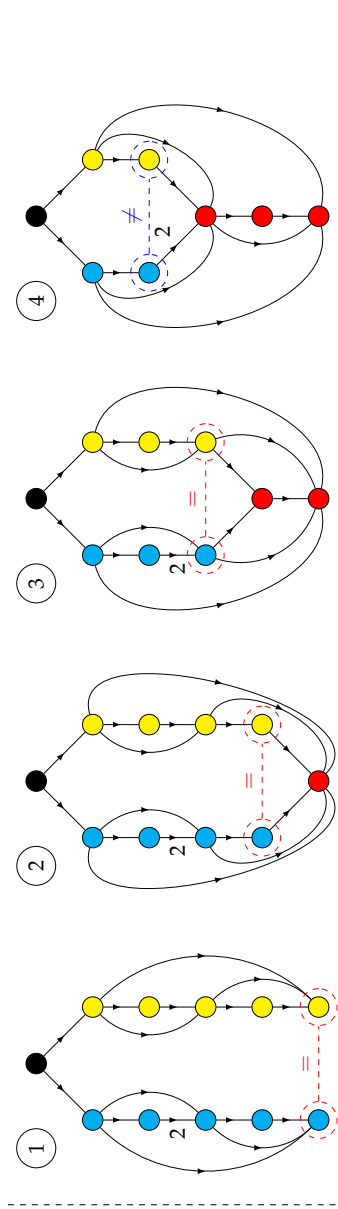
Computing  $\mathfrak{R}^*(\mathcal{F})$  from  $(D_1, \dots, D_N)$  is in two steps: (i) we construct a super-DAG  $\mathbb{D}_{\mathcal{F}}$  from  $\mathcal{F} = (D_1, \dots, D_N)$  by placing in this order each  $D_i$  as a subDAG of an artificial root (with time-complexity  $\mathcal{O}(\text{deg}(\mathcal{F}) \sum_{i=1}^N \#D_i)$ ), and (ii) we recompress  $\mathbb{D}_{\mathcal{F}}$  using Algorithm 1. Fig. 4 illustrates step by step Algorithm 1 on a forest of two trees seen as unordered then ordered trees.

**Proposition 3.1.** *Algorithm 1 correctly computes  $\mathfrak{R}^*(\mathcal{F})$ .*

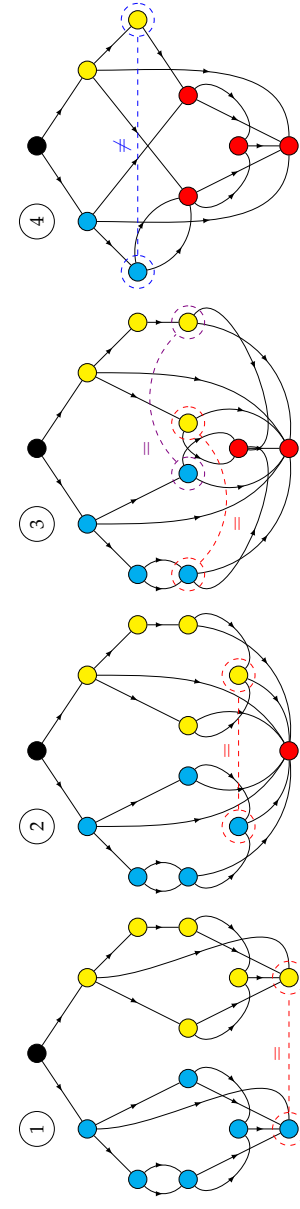
Figure 4: An illustration step by step of the Algorithm 1 with (a) two trees  $T_1$  (in cyan) and  $T_2$  (in yellow), seen as (b) unordered or (c) ordered trees. One can observe the DAGs (left) and the execution of the algorithm (right). At each step 1, 2 and 3, we examine vertices at height (0,1,2) and merge those which have same children. At step 4, we can not find any vertex to merge and we stop. Note that in (c) at step 3, we find two pairs of vertices to be merged : we are not restricted to one pair per height. Merged vertices are colored in red. The artificial root is colored in black.



(a)




(b)




(c)

**Proof.** Starting from the leaves, we examine all vertices of same height in  $\mathbb{D}_{\mathcal{F}}$ . Those with same children (with respect to  $*$ ) are merged into a single vertex. The algorithm stops when at some height  $h$ , we cannot find any vertices to be merged. Vertices that are merged in the algorithm represents isomorphic subtrees, so it suffices to prove that the algorithm stops at the right time. Let  $h$  be the first height for which  $\sigma(h) = \emptyset$ .

Suppose by contradiction that some vertices were to be merged at some height  $h' > h$ . They represents isomorphic subtrees, so that their respective children should also be merged together, and all of their descendants by induction. As any vertex of height  $h'' + 1$  admits at least one child of height  $h''$ ,  $\sigma(h)$  would not be empty, which is absurd. 

**Proposition 3.2.** *Algorithm 1 has time-complexity:*

1.  $\mathcal{O}(\#\mathbb{D}_{\mathcal{F}} \deg(\mathcal{F})(\log \deg(\mathcal{F}) + \mathcal{H}(\mathbb{D}_{\mathcal{F}})))$  for unordered trees;
2.  $\mathcal{O}(\#\mathbb{D}_{\mathcal{F}} \deg(\mathcal{F}) \mathcal{H}(\mathbb{D}_{\mathcal{F}}))$  for ordered trees.

**Proof.** The proof lies in Appendix B. 

**Remark 3.3.** *One might also want to treat online data, but without recompressing the whole dataset when adding a single entry in the forest. Let  $\mathfrak{R}^*(\mathcal{F})$  be the already recompressed forest and  $\mathbb{D}$  a new DAG to be introduced in the data. It suffices to place  $\mathbb{D}$  as the rightmost child of the artificial root of  $\mathfrak{R}^*(\mathcal{F})$  to get  $\mathbb{D}_{\mathcal{F} \cup \mathbb{D}}$ , then run Algorithm 1 to obtain  $\mathfrak{R}^*(\mathcal{F} \cup \mathbb{D})$ .*

### 3.3 DAG annotation and kernel computation

We consider a dataset composed of two parts: the train dataset  $\mathcal{X}_{\text{train}} = (T_1, \dots, T_n)$  and the dataset to predict  $\mathcal{X}_{\text{pred}} = (T_{n+1}, \dots, T_N)$ . In the train dataset, the classes of the data are assumed to be known. Our aim is to compute two Gram matrices  $G = [K(T_i, T_j)]_{i,j}$ , where:

- $(i, j) \in \mathcal{X}_{\text{train}} \times \mathcal{X}_{\text{train}}$  for the training matrix  $G_{\text{train}}$ ;
- $(i, j) \in \mathcal{X}_{\text{pred}} \times \mathcal{X}_{\text{test}}$  for the prediction matrix  $G_{\text{pred}}$ .

SVM algorithms will use  $G_{\text{train}}$  to learn their classifying rule, and  $G_{\text{pred}}$  to make predictions [9, Section 6.1]. Other algorithms, such as kernel PCA, would also require to compute a Gram matrix before processing [22, Section 14.2]. We denote by  $\Delta = \mathfrak{R}^*(\mathcal{X}_{\text{train}} \cup \mathcal{X}_{\text{pred}})$  the DAG reduction of the dataset and, for any  $1 \leq i \leq N$ ,  $D_i = \mathfrak{R}^*(T_i)$ . DAG computation of the subtree kernel requires to annotate the DAG with different pieces of information.


**Origins** In order to compute the subtree kernel, it will be necessary to retrieve from the vertices of  $\Delta$  their origin in the dataset, that is, from which tree they come from. For any vertex  $v$  in  $\Delta \setminus \mathcal{R}(\Delta)$ , the origin of  $v$  is defined as

$$o(v) = \{i \in \{1, \dots, n, n+1, \dots, N\} : D_i \ni v\}.$$

Assuming that  $(D_1, \dots, D_N)$  are children of the root of  $\Delta$  in this order (which is achieved if  $\Delta$  had been constructed following the ideas developed in Subsection 3.2) leads to the following proposition.

**Proposition 3.4.** *Origins can be calculated using the recursive formula,*

$$\forall v \in \Delta \setminus \mathcal{R}(\Delta), o(v) = \begin{cases} \{i\} & \text{if } v \text{ is the } i^{\text{th}} \text{ child of } \mathcal{R}(\Delta), \\ \bigcup_{p \in \mathcal{P}(v)} o(p) & \text{otherwise.} \end{cases}$$


**Proof.** Using the assumption, origins are correct for the children of  $\mathcal{R}(\Delta)$ . If  $D_i \ni v$  for some  $i \in \{1, \dots, N\}$  and  $v \in \Delta$ , then  $D_i \supseteq \mathcal{D}(v)$ . The statement follows by induction. 

**Frequency vectors** Remember that in (2)  $N_\tau(T)$  counts the number of subtrees of a tree  $T$  that are  $*$ -isomorphic to the tree  $\tau$ . To compute the kernel, we need to know this value, and we claim that we can compute it using only  $\Delta$ . We associate to each vertex  $v \in \Delta \setminus \mathcal{R}(\Delta)$  a frequency vector  $\varphi_v$  where, for any  $1 \leq i \leq N$ ,  $\varphi_v(i) = N_{(\mathfrak{A}^*)^{-1}(\Delta[v])}(T_i)$ .

**Proposition 3.5.** *Frequency vectors can be calculated using the recursive formula,*

$$\forall v \in \Delta \setminus \mathcal{R}(\Delta), \varphi_v = \begin{cases} (\mathbb{1}_{\{i \in o(v)\}})_{i \in \{1, \dots, N\}} & \text{if } v \in \mathcal{C}(\mathcal{R}(\Delta)), \\ \sum_{p \in \mathcal{P}(v)} L(p, v) \varphi_p & \text{otherwise,} \end{cases}$$

where either  $L(p, v) = 1$  if  $*$  = ordered, or  $L(p, v)$  is the label on the edge between  $p$  and  $v$  in  $\Delta$  if  $*$  = unordered.

**Proof.** Let  $v$  be in  $\Delta \setminus \mathcal{R}(\Delta)$ . If  $v \in \mathcal{C}(\mathcal{R}(\Delta))$ , then  $v$  represents the root of a tree  $T_i$  (possibly several trees if there are repetitions in the dataset), and therefore  $\varphi_v(i) = N_{T_i}(T_i) = 1$ . Otherwise, suppose by induction that  $\varphi_p(i)$  is correct for all  $p \in \mathcal{P}(v)$ , and any  $i$ . We fix  $p \in \mathcal{P}(v)$ .  $v$  appears  $L(p, v)$  times as a child of  $p$ , so if  $(\mathfrak{A}^*)^{-1}(\Delta[p])$  appears  $\varphi_p(i)$  times in  $T_i$ , then the number of occurrences of  $(\mathfrak{A}^*)^{-1}(\Delta[v])$  in  $T_i$  as a child of  $(\mathfrak{A}^*)^{-1}(\Delta[p])$  is  $L(p, v) \varphi_p(i)$ . Summing over all  $p \in \mathcal{P}(v)$  leads  $\varphi_v(i)$  to be correct as well. 

**DAG weighting** The last thing that we lack to compute the kernel is the weight function. Remember that it is defined for trees as a function  $w : \mathcal{T} \rightarrow \mathbb{R}^+$ . As we only need to know the weights of the subtrees associated to vertices of  $\Delta$ , we define the weight function for DAG as, for any  $v \in \Delta$ ,  $\omega_v = w_{(\mathfrak{A}^*)^{-1}(\Delta[v])}$ .

**Remark 3.6.** *In light of Propositions 3.4 and 3.5, it should be noted that both  $o$  and  $\varphi$  can be calculated in one exploration of  $\Delta$ . By definition, this is also true for  $\omega$ .*


**DAG computation of the subtree kernel** We introduce the matching subtrees function  $\mathcal{M}$  as

$$\begin{aligned} \mathcal{M}: \{1, \dots, N\}^2 &\rightarrow 2^\Delta \\ (i, j) &\mapsto \{v \in \Delta : \{i, j\} \subseteq o(v)\} \end{aligned}$$

where  $2^\Delta$  is the powerset of the vertices of  $\Delta$ . Note that  $\mathcal{M}$  is symmetric. This leads us to the following proposition.

**Proposition 3.7.** For any  $T_i, T_j \in \mathcal{X}_{\text{train}} \cup \mathcal{X}_{\text{pred}}$ , we have

$$K(T_i, T_j) = \sum_{v \in \mathcal{M}(i, j)} \omega_v \varphi_v(i) \varphi_v(j).$$

**Proof.** By construction, it suffices to show that  $\mathfrak{R}^*(\mathcal{S}(T_i) \cap \mathcal{S}(T_j)) = \mathcal{M}(i, j)$ . Let  $\tau \in \mathcal{S}(T_i) \cap \mathcal{S}(T_j)$ . Then  $\mathfrak{R}^*(\tau) \in \mathfrak{R}^*(T_i)$  and  $\mathfrak{R}^*(\tau) \in \mathfrak{R}^*(T_j)$ . Necessarily,  $\mathfrak{R}^*(\tau) \in \Delta$  and  $\{i, j\} \subseteq o(\mathfrak{R}^*(\tau))$ . So  $\mathfrak{R}^*(\tau) \in \mathcal{M}(i, j)$ . Reciprocally, let  $v \in \mathcal{M}(i, j)$ . We denote  $\tau = (\mathfrak{R}^*)^{-1}(v)$ . As  $\{i, j\} \subseteq o(v)$ , then  $\tau \in \mathcal{S}(T_i) \cap \mathcal{S}(T_j)$ . 

**Remark 3.8.**  $\mathcal{M}$  can be created in  $\mathcal{O}(N^2 \# \Delta)$  within one exploration of  $\Delta$  and allows afterward computations of the subtree kernel  $K(T_i, T_j)$  in  $\mathcal{O}(\#\mathcal{M}(i, j)) = \mathcal{O}(\min(\#D_i, \#D_j))$ , which is more efficient than the  $\mathcal{O}(\#T_i + \#T_j)$  algorithm proposed in [28] (the time-complexity is announced in [18, Section 1]). However, since the whole process through Algorithm 1 is costly, the global method that we propose in this paper is not faster than existing algorithms. Nonetheless, our algorithm is particularly adapted to repeated computations from the same data, e.g., for tuning parameters. Indeed, once  $\mathcal{M}$  and  $\Delta$  have been created, they can be stored and are ready to use.

**Remark 3.9.** The DAG computation of the subtree kernel investigated in this section relies on the references [1, 10]. Our work and the aforementioned papers are different and complementary. First, our framework is valid for both ordered and unordered trees, while these papers focus only on ordered trees. In addition, the method developed in [1, 10] is only adapted to exponential weights (see equations (3.12) and (6.2) from [10]). Thus, even if this algorithm is also based on DAG reduction of trees, it is less general than ours since the weight function is not constrained (see in particular Section 4 where the weight function is learned from the data). Finally, in [1, Section 4], the time-complexities are studied only from a numerical point of view, while we state theoretical results.

## 4 Discriminance weight function

For a given probability level and a given classification error, and under the stochastic model of Subsection 2.2, we state in Subsection 2.4 that the sufficient size of the training dataset is minimum when the weight of leaves is 0. In other words, counting the leaves, which appear in trees of both classes, does not provide a relevant information to the classification problem associated to this model. We propose to extrapolate this idea to any subtree by defining a new weight function, learned from the data and called discriminance weight, that assigns a large weight to subtrees that help to discriminate the classes, and a low weight otherwise.

The training dataset is divided into two parts:  $\mathcal{X}_{\text{weight}} = (T_1, \dots, T_m)$  to learn the weight function, and  $\mathcal{X}_{\text{class}} = (T_{m+1}, \dots, T_n)$  to estimate the Gram matrix. For the sake of readability,  $\Delta$  denotes the DAG reduction of the whole dataset, including  $\mathcal{X}_{\text{weight}}$ ,  $\mathcal{X}_{\text{class}}$  and  $\mathcal{X}_{\text{pred}}$ . In addition, we assume that the data are divided into  $K$  classes numbered from 1 to  $K$ .

For any vertex  $v \in \Delta \setminus \mathcal{R}(\Delta)$ , we define the vector  $\rho_v$  of length  $K$  as,

$$\forall 1 \leq k \leq K, \rho_v(k) = \frac{1}{\#C_k} \sum_{T_i \in C_k} \mathbb{1}_{\{i \in o(v)\}},$$

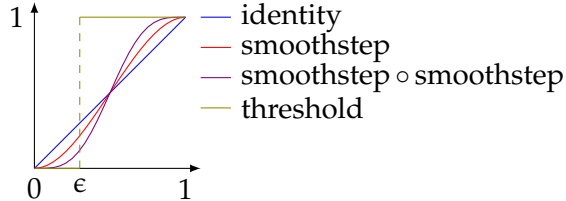
where  $(C_k)_{1 \leq k \leq K}$  forms a partition of  $\mathcal{X}_{\text{weight}}$  such that  $T_i \in C_k$  if and only if  $T_i$  is in class  $k$ . In other words,  $\rho_v(k)$  is the proportion of data in class  $k$  that contain the subtree  $(\mathfrak{R}^*)^{-1}(\Delta[v])$ . Therefore,  $\rho_v$  belongs to the  $K$ -dimensional hypercube. It should be noticed that  $\rho_v$  is a vector of zeros as soon as  $(\mathfrak{R}^*)^{-1}(\Delta[v])$  is not a subtree of a tree of  $\mathcal{X}_{\text{weight}}$ .

For any  $1 \leq k \leq K$ , let  $e_k$  ( $\bar{e}_k$ , respectively) be the vector of zeros with a unique 1 in position  $k$  (vector of ones with a unique 0 in position  $k$ , respectively). If  $\rho_v = e_k$ , the vertex  $v$  corresponds to the subtree  $(\mathfrak{R}^*)^{-1}(\Delta[v])$ , which only appears in class  $k$ :  $v$  is thus a good discriminator of this class. Otherwise, if  $\rho_v = \bar{e}_k$ , the vertex  $v$  appears in all the classes except class  $k$  and is still a good discriminator of the class. For any vertex  $v$ ,  $\delta_v$  measures the distance between  $\rho_v$  and its nearest point of interest  $e_k$  or  $\bar{e}_k$ ,

$$\delta_v = \min_{k=1}^K \min(|\rho_v - e_k|, |\rho_v - \bar{e}_k|).$$

It should be noted that the maximum value of  $\delta_v$  depends on the number of classes and can be larger than 1. If  $\delta_v$  is small, then  $\rho_v$  is close to a point of interest. Consequently, since  $v$  tends to discriminate a class, its weight should be large. In light of this remark, the discriminance weight of a vertex  $v$  is defined as  $\omega_v = f(1 - \delta_v)$ , where  $f : (-\infty, 1] \rightarrow [0, 1]$  is increasing with  $f(x) = 0$  for  $x \leq 0$  and  $f(1) = 1$ . Fig. 5 illustrates some usual choices for  $f$ . In the sequel, we chose  $\omega_v = f^*(1 - \delta_v)$  with the smoothstep function  $f^* : x \mapsto 3x^2 - 2x^3$ . We borrowed the smoothstep function from computer graphics [12, p. 30], where it is mostly used to have smooth transition in a threshold function.

Figure 5: The discriminance weight is defined by  $\omega_\tau = f(1 - \delta_\tau)$  where  $f : (-\infty, 1] \rightarrow [0, 1]$  is increasing with  $f(0) = 0$  and  $f(1) = 1$ . This figure presents some usual choices for  $f$ .



Since leaves appear in all the trees of the training dataset,  $\rho_\bullet$  is a vector of ones and thus  $\delta_\bullet = 1$ , which implies  $\omega_\bullet = 0$ . This is consistent with the result developed in Subsection 2.4 on the stochastic model. As aforementioned, the discriminance weight is inspired from the theoretical results established in Subsection 2.4. The relevance in practice of this weight function will be investigated in the sequel of the paper through two applications.

**Remark 4.1.** *The discriminance weight is defined from the proportion of data in each class that contain a given subtree, for all the subtrees appearing in the dataset. It is thus required to enumerate all these subtrees. This is done, without redundancy, via the DAG reduction of the dataset defined and investigated in Section 3.*

## 5 Prediction of the language of a Wikipedia article from its topology

In this section, we compare exponential and discriminance weighting in the subtree kernel from a dataset for which exponential weight decay achieves poor classification results. We point out that discriminance weight manages to retrieve the relevant information from the data and shows great



performances in classification. Finally, we introduce a new visualization method of the dataset to highlight the substructures that are relevant in the classification problem.

## 5.1 Classification problem

From a markup document (here, HTML pages), one can extract a tree structure, identifying each couple of opening and closing tags as a vertex, which children are the inner tags. It should be noticed that, during this transcription, semantic data is forgotten: the tree only describes the topology of the document. Fig. 6 illustrates the conversion from HTML to tree on a small example. Such a tree is ordered but can be considered as unordered. In this context, we are interested in the following question: “does the (ordered or unordered) topology of a Wikipedia article (as a HTML page) contain the information of the language in which it has been written ?” This can be formulated as a supervised classification problem: given a training dataset composed of the tree structures of Wikipedia articles labelled with their language, is a prediction algorithm able to predict the language of a new data only from its topology?

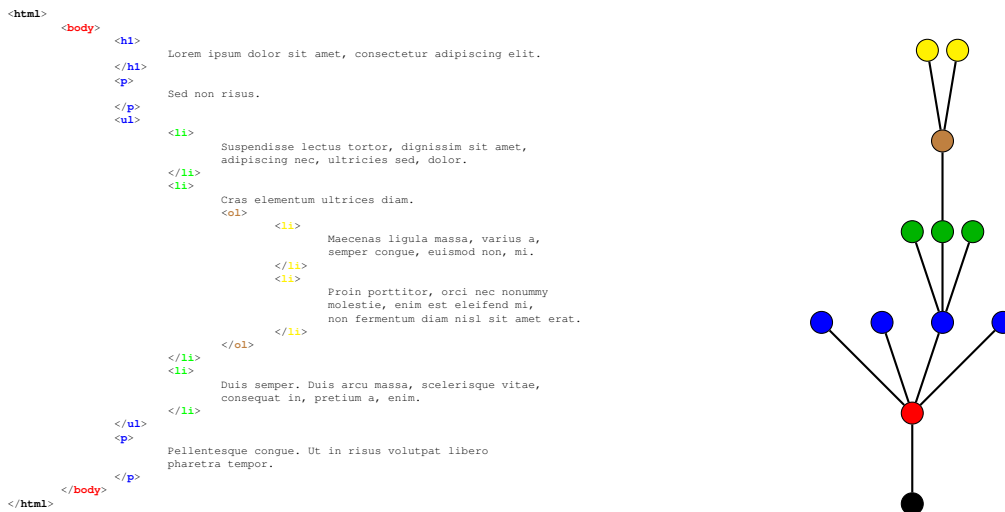


Figure 6: Underlying ordered tree structure (right) present in a HTML document (left). Each level in the tree is colored in the same way as the corresponding tags in the document. Natural order from top to bottom in the HTML document corresponds to left-to-right order in the tree.

In order to tackle this problem, we have built 30 databases of tree structures of Wikipedia articles as follows. Each of the databases is composed of 4 datasets:

- a dataset to predict  $\mathcal{X}_{\text{pred}}$  made of 120 trees;
- a small train dataset  $\mathcal{X}_{\text{train}}^{\text{small}}$  made of 40 trees;
- a medium train dataset  $\mathcal{X}_{\text{train}}^{\text{medium}}$  made of 120 trees;
- and a large train dataset  $\mathcal{X}_{\text{train}}^{\text{large}}$  made of 200 trees.

Each dataset contains the same amount of data of each language among English, German, French and Spanish. All the Wikipedia articles composing these databases have been picked at random.

For each database, we aim at predicting the language of the trees in  $\mathcal{X}_{\text{pred}}$  using a SVM algorithm based on the subtree kernel for ordered and unordered trees, and trained with  $\mathcal{X}_{\text{train}}^{\text{size}}$  where size  $\in$  {small, medium, large}.

## 5.2 Classification results

For quantifying the quality of a prediction, we use the Normalized Mutual Information (NMI), as it shows interesting properties by taking into account (i) false positives, (ii) false negatives and (iii) the number of data of each label. For the sake of self-containedness, we present the definition of this indicator (reproduced from [27]).

Let  $N$  be the number of data to predict,  $U$  the predicted class vector and  $V$  the expected class vector. We denote by  $R$  ( $C$ , respectively) the number of distinct values in  $U$  (in  $V$ , respectively). For  $i \in \{1, \dots, R\}$ ,  $U_i$  stands for the set of indices in  $\{1, \dots, N\}$  that are assigned with class  $i$ .  $V_j$  is defined analogous for  $j \in \{1, \dots, C\}$ . Let pick at random some index in  $\{1, \dots, N\}$ . The probability that is assigned with class  $i$  (with class  $j$ , respectively) in  $U$  (in  $V$ , respectively) is  $P(i) = \#U_i/N$  ( $P'(j) = \#V_j/N$ , respectively). The probability that is assigned with class  $i$  in  $U$  and class  $j$  in  $V$  is  $P(i, j) = \#(U_i \cap V_j)/N$ . We define the entropy of  $U$  as  $H(U) = -\sum_{i=1}^R P(i) \log P(i)$  and the entropy of  $V$  as  $H(V) = -\sum_{j=1}^C P'(j) \log P'(j)$ . The Mutual Information (MI) is then defined as

$$\text{MI}(U, V) = \sum_{i=1}^R \sum_{j=1}^C P(i, j) \log \frac{P(i, j)}{P(i)P'(j)},$$

and finally the NMI is defined as

$$\text{NMI}(U, V) = \frac{\text{MI}(U, V)}{\sqrt{H(U)H(V)}}.$$

In order to evaluate the importance of the substructures weighting, the SVM has been trained with the subtree kernel using (i) the discriminance weight presented in Section 4, and (ii) an exponential weight of the form  $\tau \mapsto \lambda^{\mathcal{H}(\tau)}$  for different values of  $\lambda$ . Classification results over the 30 databases are displayed through the boxplots of their NMI in Fig. 7. Discriminance weighting achieves highly better results than exponential weighting, with an NMI greater than 90% on average from only 200 training data. This points out that the language information exists in the structure of Wikipedia pages, whether they are considered as ordered or unordered trees, unlike what intuition as well as subtree kernel with exponential weighting suggest. It should be added that the NMI computed with the subtree kernel with discriminance weight increases with the size of the training dataset, as expected.

These numerical results show the great interest of the discriminance weight, in particular with respect to an exponential weight decay. Nevertheless, it should be compelling in this context to understand the classification rule learned by the algorithm. Indeed, this could lead to explain how the information of the language is present in the topology of the article.

## 5.3 Comprehensive learning and data visualization

When a learning algorithm is efficient for a given prediction problem, it is interesting to understand which features are significant. In the subtree kernel, the features are the subtrees appearing

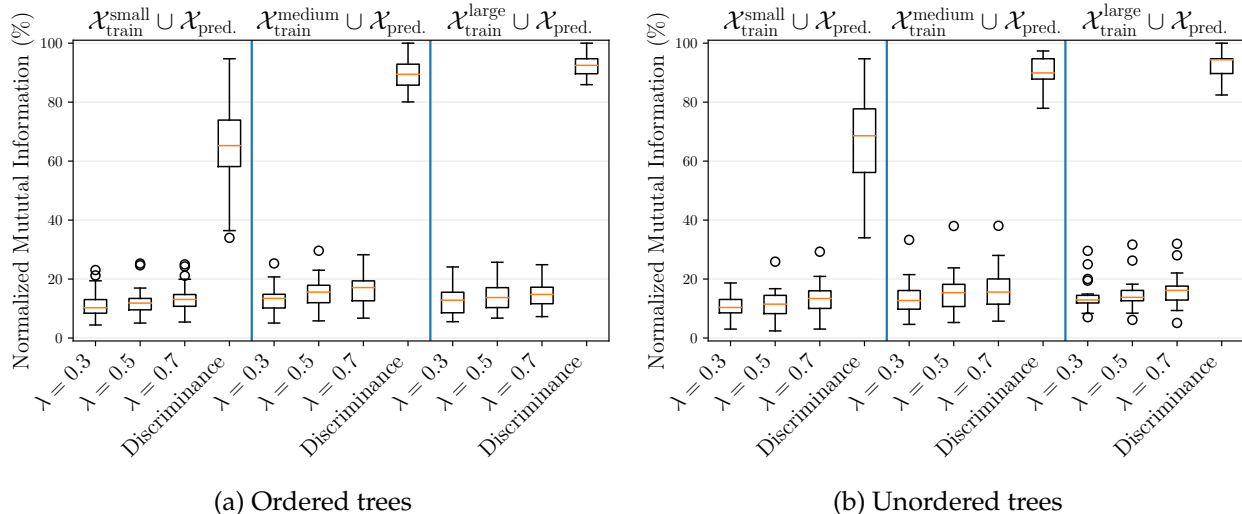


Figure 7: Classification results for the 30 Wikipedia databases.  $\lambda$  values stands for exponential decay weight of the form  $\tau \mapsto \lambda^{\mathcal{H}(\tau)}$ . Normalized Mutual Information measures the similarity between the predicted class vector and the expected class vector, where a 100% score indicates perfect prediction.

in all the trees of all the classes. Looking at (2), the contribution of any subtree  $\tau$  to the subtree kernel with discriminance weighting is the product of two terms: the discriminance weight  $w_\tau$  quantifies the ability of  $\tau$  to discriminate a class, while  $\kappa(N_\tau(T_1), N_\tau(T_2))$  evaluates the similarity between  $T_1$  and  $T_2$  with respect to  $\tau$  through the kernel  $\kappa$ . As explained in Section 4, if  $w_\tau$  is close to 1,  $\tau$  is an important feature in the prediction problem.

As shown in Section 3, DAG reduction provides a tool to compress a dataset without loss. We recall that each vertex of the DAG represents a subtree appearing in the data. Consequently, we propose to visualize the important features on the DAG of the dataset where the radius of the vertices is an increasing function of the discriminance weight. In addition, each vertex of the DAG can be colored as the class that it helps to discriminate, either positively (the vertex of the DAG corresponds to a subtree that is present almost only in the trees of this class), or negatively. This provides a visualization at a glance of the whole dataset that highlights the significant features for the underlying classification problem. We refer the reader to Fig. 8 for an application to one of our datasets. Thanks to this tool, we have remarked that the subtree corresponding to the License at the bottom of any article highly depends on the language, and thus helps to predict the class.

## 5.4 Distribution of discriminance weights

To provide a better understanding of our results, we have analyzed in Fig. 9 the distribution of discriminance weights of one of our large training datasets. Fig. 9b shows that the discriminance weight behaves on average as a shifted exponential. Considering the great performance achieved by the discriminance weight, this illustrates that exponential weighting presented in the literature is indeed a good idea, when setting  $w_\bullet = 0$  as shown in Subsection 2.4 or suggested in [28, 6 Experimental results]. However, a closer look to the distribution in Fig. 9a reveals that important

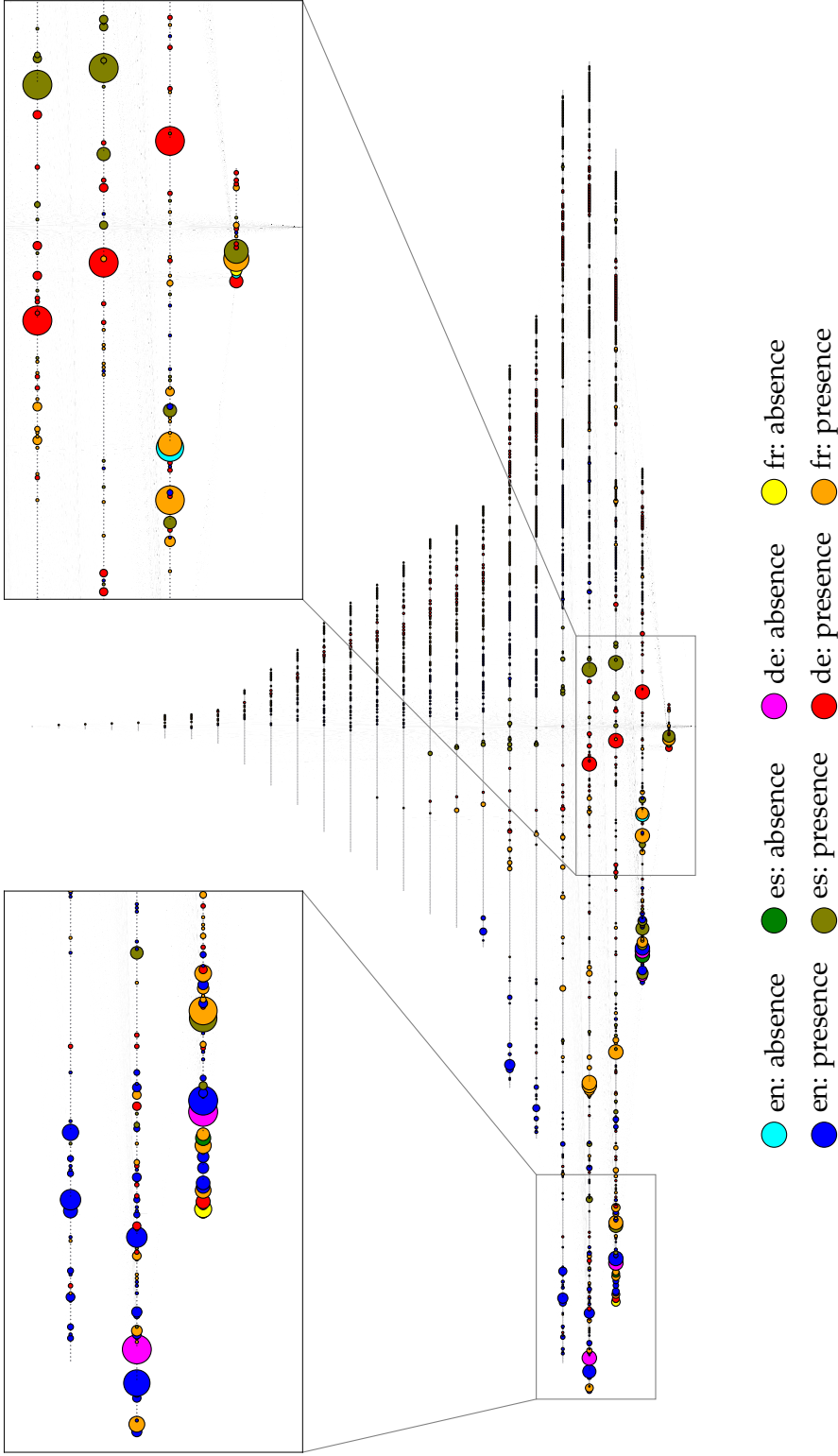


Figure 8: Visualization of one dataset  $\mathcal{X} = \mathcal{X}_{\text{train}}^{\text{medium}} \cup \mathcal{X}_{\text{pred}}^{\text{pre}}$  of unordered trees among the 30 Wikipedia databases. Each vertex  $\nu \in \mathfrak{X}^*(\mathcal{X})$  is scaled according to  $f^*(1 - \delta_\nu)$  so that the largest vertices are those that best discriminate the different classes. For each  $\nu$ , we find the class  $k$  such that  $\rho_\nu$  has minimal distance to either  $e_k$  or  $\bar{e}_k$ . If it is  $e_k$ , we say that  $\nu$  discriminates by its presence, and if it is  $\bar{e}_k$ ,  $\nu$  discriminates by its absence. We color  $\nu$  following this distinction according to the legend, where “en” is for English language, “de” for German, “fr” for French, and “es” for Spanish.

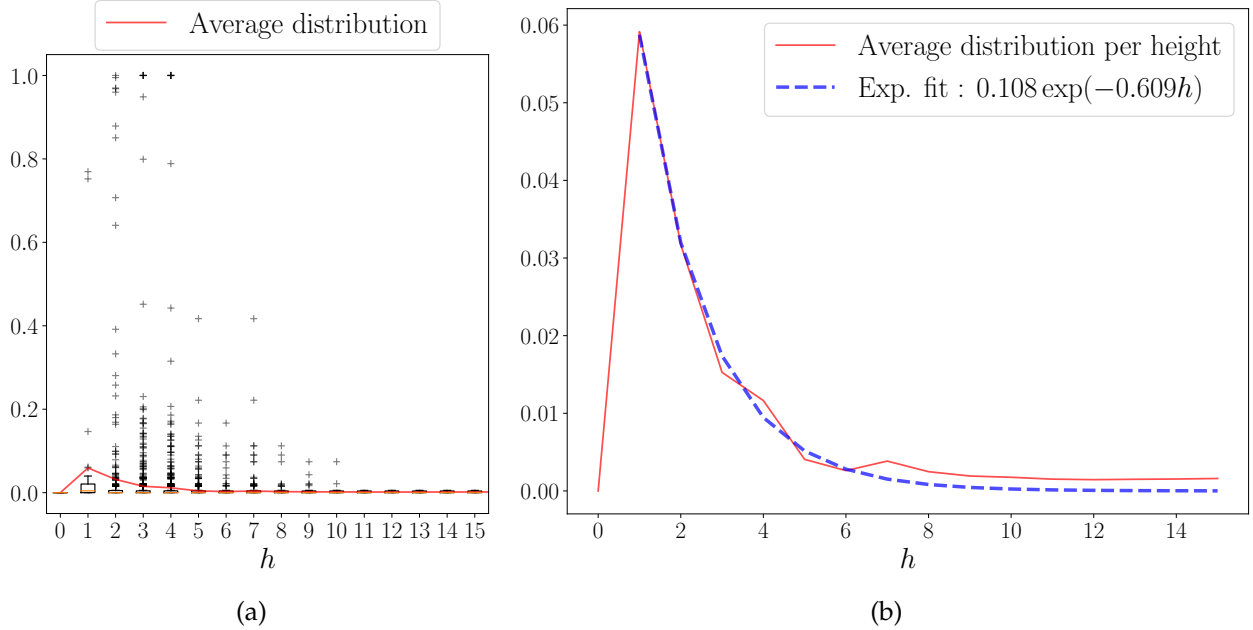


Figure 9: Estimation of the distribution of the discriminance weight function  $h \mapsto \{w_v : \mathcal{H}(v) = h, v \in \mathfrak{R}^*(\mathcal{X})\}$  from one large training Wikipedia dataset of unordered trees. The empirical distribution is presented in (a) with average value in red, while (b) focuses only on the average behavior and its similarity with an exponential function (in blue). All ordered and unordered datasets show a similar behavior.

features in the kernel are actually outliers: relevant information is both far from the average behavior and scarce. To a certain extent and regarding these results, discriminance weight is the second order of the exponential weight.

## 6 Extension to labelled trees

In this section, we aim at illustrating that the methodology developed in the present paper can be extended to labelled trees. In addition, we apply our method to a dataset of blood vasculatures.

### 6.1 DAG reduction with labels

A labelled tree is a tree which each vertex possesses a label. Two labelled  $*$ -trees are said isomorphic if (i) they are  $*$ -isomorphic, and (ii) the underlying one-to-one correspondence mapping vertices of  $T_1$  into vertices of  $T_2$  is such that  $\forall v \in T_1, v$  and  $\Phi(v)$  have the same label. The set of labelled  $*$ -trees is the quotient set of rooted trees by this equivalence relation. It should be noticed that the subtree kernel as well as DAG reduction are defined through only the concept of isomorphic subtrees. As a consequence, they can be straightforwardly extended to labelled  $*$ -trees. This formalization is an extension of the definition introduced by the authors of [1, 10], as they consider only ordered labelled trees, whereas we can consider unordered labelled trees as well.

For the sake of illustration, we use the Vascusynth dataset from [14, 17] composed of 120 unordered trees that represent blood vasculatures with different bifurcations numbers. In a tree, each vertex has a continuous label describing the radius  $r$  of the corresponding vessel. We have discretized these continuous labels in three categories: small if  $r < 0.02$ , medium if  $0.02 \leq r < 0.04$  and large if  $r \geq 0.04$  (all values are in arbitrary unit). From this original dataset, we have generated randomized trees as follows. The randomized trees have exactly the same topologies as the original trees have but their labels are picked at random. Finally, the dataset is composed of 240 trees which class corresponds to the origin of the data: original dataset or randomized. It should be emphasized that, by construction, the two classes can not be discriminated on the basis of the topologies of the trees, but only on the distribution of the labels. Fig. 10 illustrates this construction. The operation has been repeated to obtain 50 datasets, each composed of the same original trees but of different randomized trees. In the classification problem, each dataset has been equally divided into two parts at random: a train dataset and a test dataset.

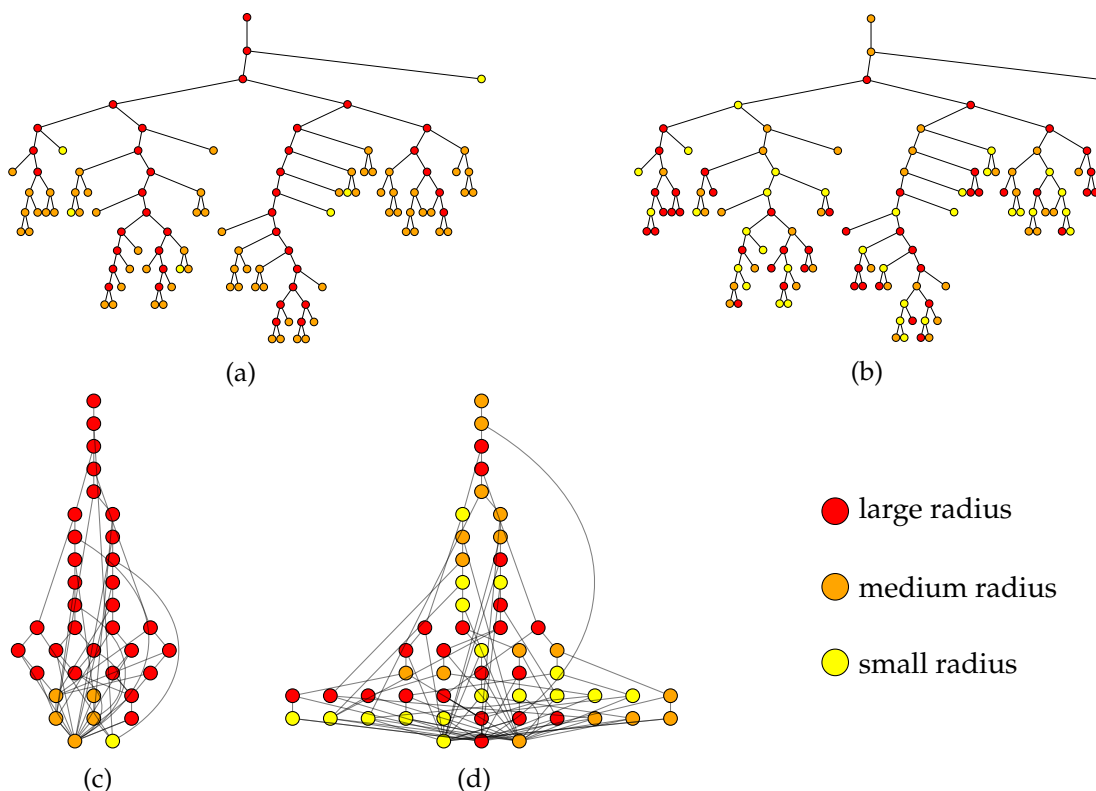


Figure 10: (a) A labelled unordered tree  $T$  modeling a blood vessel network, (b) a randomized version  $T'$  of  $T$  which labels have been randomly assigned, (c) the DAG reduction of  $T$ , and (d) the DAG reduction of  $T'$ . The vertices have been colored according to their discretized radius label.

## 6.2 Classification results

Classification results using SVM through the subtree kernel with either discriminance or exponential weighting can be found in Fig. 11. Exponential weighting achieve good results (NMI around 55% on average, regardless the value of the parameter) but discriminance weighting is better (NMI

around 70% on average with a similar variance), showing on this new example the relevance of this new weighting scheme. These experiments prove that the subtree kernel can efficiently discriminate tree data which topologies are identical only on the basis of their labels.

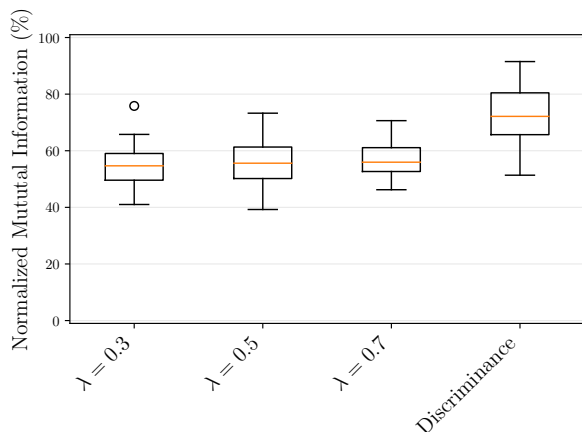


Figure 11: Classification results for the 50 Vas-cusynth databases where  $\lambda$  values stand for exponential decay weight. Normalized Mutual Information measures the similarity between the predicted class vector and the expected class vector, where a 100% score indicates perfect prediction.

## 7 Implementation and reproducibility

The `treex` library for Python [2] is designed to manipulate rooted trees, with a lot of diversity (ordered or not, labelled or not). It offers options for random generation, visualization, edit operations, conversions to other formats, and various algorithms. We implemented the subtree kernel as a module of `treex` so that the interested reader can manipulate the concepts discussed in this paper in a ready-to-use manner.

Basically, the `subtree_kernel` module allows the computation of formula (2) with options for choosing (i)  $\kappa$  among some classic choices of kernels [22, Section 2.3] and (ii) the weight function among exponential decay or discriminance. Resorting to dependencies to `pandas` and `scikit-learn`, tools for creating databases and compute SVM are also provided for the sake of self-containedness. Finally, visualization tools are also made available to perform the comprehensive learning approach discussed in Subsection 5.3.

Installing instructions and the documentation of `treex` can be found from [2]. Source code of the `subtree_kernel` module and a tutorial are currently provided on the first author webpage<sup>1</sup>. The module will be integrated in a future release of `treex`. For the sake of reproducibility, the databases used in Sections 5 and 6, as well as the scripts that were designed to create them and process them, have also been made available.

## Acknowledgments

This work has been supported by the European Union’s H2020 project ROMI.

<sup>1</sup><http://perso.ens-lyon.fr/romain.azais/subtree-kernel/>

## References

- [1] Fabio Aioli, Giovanni Da San Martino, Alessandro Sperduti, and Alessandro Moschitti. Fast on-line kernel learning for trees. In *Sixth International Conference on Data Mining (ICDM'06)*, pages 787–791. IEEE, 2006.
- [2] Romain Azaïs, Guillaume Cerutti, Didier Gemmerlé, and Florian Ingels. treex: a Python package for manipulating rooted trees. *Under review in Journal of Open Source Software*, <https://github.com/openjournals/joss-papers/blob/joss.01351/joss.01351/10.21105.joss.01351.pdf>, 2019.
- [3] Romain Azaïs, Alexandre Genadot, and Benoît Henry. Inference for conditioned Galton-Watson trees from their Harris path. *To appear in ALEA*, 2019.
- [4] Maria-Florina Balcan, Avrim Blum, and Nathan Srebro. A theory of learning with similarity functions. *Machine Learning*, 72(1-2):89–112, 2008.
- [5] Karthik Bharath, Prabhanjan Kambadur, Dipak Dey, Rao Arvin, and Veerabhadran Baladandayuthapani. Statistical tests for large tree-structured data. *Journal of the American Statistical Association*, 2016.
- [6] Philip Bille. A survey on tree edit distance and related problems. *Theoretical Computer Science*, 337(1-3):217 – 239, 2005.
- [7] Michael Collins and Nigel Duffy. Convolution kernels for natural language. In *Advances in neural information processing systems*, pages 625–632, 2002.
- [8] Gianni Costa, Giuseppe Manco, Riccardo Ortale, and Andrea Tagarelli. A tree-based approach to clustering xml documents by structure. In Jean-François Boulicaut, Floriana Esposito, Fosca Giannotti, and Dino Pedreschi, editors, *Knowledge Discovery in Databases: PKDD 2004*, pages 137–148, Berlin, Heidelberg, 2004. Springer Berlin Heidelberg.
- [9] Nello Cristianini, John Shawe-Taylor, et al. *An introduction to support vector machines and other kernel-based learning methods*. Cambridge university press, 2000.
- [10] Giovanni Da San Martino. *Kernel methods for tree structured data*. PhD thesis, alma, 2009.
- [11] Peter J. Downey, Ravi Sethi, and Robert Endre Tarjan. Variations on the common subexpression problem. *J. ACM*, 27(4):758–771, October 1980.
- [12] David S. Ebert and F. Kenton Musgrave. *Texturing & modeling: a procedural approach*. Morgan Kaufmann, 2003.
- [13] Christophe Godin and Pascal Ferraro. Quantifying the degree of self-nestedness of trees: application to the structural analysis of plants. *IEEE/ACM Transactions on Computational Biology and Bioinformatics (TCBB)*, 7(4):688–703, 2010.
- [14] Ghassan Hamarneh and Preet Jassi. Vascusynth: Simulating vascular trees for generating volumetric image data with ground truth segmentation and tree analysis. *Computerized Medical Imaging and Graphics*, 34(8):605–616, 2010.



- [15] John C. Hart and Thomas A. DeFanti. Efficient antialiased rendering of 3-d linear fractals. *SIGGRAPH Comput. Graph.*, 25(4):91–100, July 1991.
- [16] David Haussler. Convolution kernels on discrete structures. Technical report, Department of Computer Science, University of California, 1999.
- [17] Preet Jassi and Ghassan Hamarneh. Vascusynth: Vascular tree synthesis software. *Insight Journal*, January-June:1–12, 2011.
- [18] Daisuke Kimura, Tetsuji Kuboyama, Tetsuo Shibuya, and Hisashi Kashima. A subpath kernel for rooted unordered trees. In *Pacific-Asia Conference on Knowledge Discovery and Data Mining*, pages 62–74. Springer, 2011.
- [19] Shu-Yun Le, Ruth Nussinov, and Jacob V. Maizel. Tree graphs of RNA secondary structures and their comparisons. *Computers and Biomedical Research*, 22(5):461 – 473, 1989.
- [20] M. A. Martín-Delgado, J. Rodríguez-Laguna, and G. Sierra. Density-matrix renormalization-group study of excitons in dendrimers. *Phys. Rev. B*, 65:155116, Apr 2002.
- [21] James Mercer. Xvi. functions of positive and negative type, and their connection the theory of integral equations. *Philosophical transactions of the royal society of London. Series A, containing papers of a mathematical or physical character*, 209(441-458):415–446, 1909.
- [22] Bernhard Schölkopf and Alexander J. Smola. *Learning with Kernels: Support Vector Machines, Regularization, Optimization, and Beyond*. MIT Press, Cambridge, MA, USA, 2001.
- [23] John Shawe-Taylor, Nello Cristianini, et al. *Kernel methods for pattern analysis*. Cambridge university press, 2004.
- [24] Dan Shen, Haipeng Shen, Shankar Bhamidi, Yolanda Muñoz Maldonado, Yongdai Kim, and J. Stephen Marron. Functional data analysis of tree data objects. *Journal of computational and graphical statistics : a joint publication of American Statistical Association, Institute of Mathematical Statistics, Interface Foundation of North America*, 23 2:418–438, 2014.
- [25] Steven S Skiena. Sorting and searching. In *The Algorithm Design Manual*, pages 103–144. Springer, 2012.
- [26] Ivan E. Sutherland. Sketchpad: A man-machine graphical communication system. In *Proceedings of the May 21-23, 1963, Spring Joint Computer Conference, AFIPS '63 (Spring)*, pages 329–346, New York, NY, USA, 1963. ACM.
- [27] Nguyen Xuan Vinh, Julien Epps, and James Bailey. Information theoretic measures for clusterings comparison: Is a correction for chance necessary? In *Proceedings of the 26th Annual International Conference on Machine Learning, ICML '09*, pages 1073–1080, New York, NY, USA, 2009. ACM.
- [28] S.V.N. Vishwanathan and Alexander J Smola. Fast kernels on strings and trees. *Advances on Neural Information Processing Systems*, 14, 2002.
- [29] Haonan Wang and J. S. Marron. Object oriented data analysis: Sets of trees. *Ann. Statist.*, 35(5):1849–1873, 10 2007.

## A Proof of Proposition 2.2

The proof is mainly based on the following technical lemma, which statement requires the following notation. If  $u$  is a vertex of a tree  $T$ ,  $\mathcal{F}(u)$  denotes the family of  $u$ , i.e., the set composed of the ascendants of  $u$ ,  $u$ , and the descendants of  $u$  in  $T$ . We recall that  $\mathcal{D}(u)$  stands for the set of descendants of  $u$ .

**Lemma A.1.** *Let  $u, v \in T_i$ ,  $i \in \{1, 2\}$ . One has*

$$K(T_i^u, T_i^v) = K(T_i, T_i) - \sum_{x \in \mathcal{B}_{u,v}} \omega_{T_i[x]} + K(\tau_{\mathcal{H}(u)}, \tau_{\mathcal{H}(v)}),$$

where

$$\mathcal{B}_{u,v} = \begin{cases} \mathcal{D}(u) \cup \{u\} & \text{if } u = v, \\ \mathcal{F}(u) \cup \mathcal{F}(v) & \text{else.} \end{cases} \quad (6)$$

Let  $u \in T_1$  and  $v \in T_2$ . Then,

$$K(T_1^u, T_2^v) = K(\tau_{\mathcal{H}(u)}, \tau_{\mathcal{H}(v)}).$$

**Proof.** We begin with the case  $u \neq v$ . The result relies on the following decomposition which is valid under the assumptions made on  $T_i$  and the sequence  $(\tau_h)$ ,

$$\mathcal{S}(T_i^u) \cap \mathcal{S}(T_i^v) = [\mathcal{S}(T_i) \setminus \{T_i[z] : z \in \mathcal{F}(u) \cup \mathcal{F}(v)\}] \cup [\mathcal{S}(\tau_{\mathcal{H}(u)}) \cap \mathcal{S}(\tau_{\mathcal{H}(v)})].$$

Together with (2),

$$\begin{aligned} K(T_i^u, T_i^v) &= \sum_{\theta \in \mathcal{S}(T_i) \setminus \{T_i[z] : z \in \mathcal{F}(u) \cup \mathcal{F}(v)\}} w_\theta N_\theta(T_i^u) N_\theta(T_i^v) \\ &+ \sum_{\theta \in \mathcal{S}(\tau_{\mathcal{H}(u)}) \cap \mathcal{S}(\tau_{\mathcal{H}(v)})} w_\theta N_\theta(T_i^u) N_\theta(T_i^v). \end{aligned}$$

If  $\theta \in \mathcal{S}(\tau_{\mathcal{H}(u)}) \cap \mathcal{S}(\tau_{\mathcal{H}(v)})$ , then  $N_\theta(T_i^z) = N_\theta(\tau_{\mathcal{H}(z)})$ ,  $z \in \{u, v\}$ , because, for any  $h > 0$ ,  $\tau_h$  is not a subtree of  $T_0$  nor  $T_1$  by assumption. Thus,


$$\begin{aligned} \sum_{\theta \in \mathcal{S}(\tau_{\mathcal{H}(u)}) \cap \mathcal{S}(\tau_{\mathcal{H}(v)})} w_\theta N_\theta(T_i^u) N_\theta(T_i^v) &= \sum_{\theta \in \mathcal{S}(\tau_{\mathcal{H}(u)}) \cap \mathcal{S}(\tau_{\mathcal{H}(v)})} w_\theta N_\theta(\tau_{\mathcal{H}(u)}) N_\theta(\tau_{\mathcal{H}(v)}) \\ &= K(\tau_{\mathcal{H}(u)}, \tau_{\mathcal{H}(v)}), \end{aligned} \quad (7)$$

in light of (2) again. Furthermore, if  $\theta \in \mathcal{S}(T_i) \setminus \{T_i[z] : z \in \mathcal{F}(u) \cup \mathcal{F}(v)\}$ , then  $N_\theta(T_i^z) = N_\theta(T_i)$ ,  $z \in \{u, v\}$ , and

$$\begin{aligned} \sum_{\theta \in \mathcal{S}(T_i) \setminus \{T_i[z] : z \in \mathcal{F}(u) \cup \mathcal{F}(v)\}} w_\theta N_\theta(T_i^u) N_\theta(T_i^v) &= \sum_{\theta \in \mathcal{S}(T_i) \setminus \{T_i[z] : z \in \mathcal{F}(u) \cup \mathcal{F}(v)\}} w_\theta N_\theta(T_i) N_\theta(T_i) \\ &= \sum_{\theta \in \mathcal{S}(T_i)} w_\theta N_\theta(T_i) N_\theta(T_i) \\ &- \sum_{\theta \in \{T_i[u] : u \in \mathcal{F}(v) \cup \mathcal{F}(w)\}} w_\theta N_\theta(T_i) N_\theta(T_i) \\ &= K(T_i, T_i) - \sum_{\theta \in \{T_i[z] : z \in \mathcal{F}(u) \cup \mathcal{F}(v)\}} w_\theta, \end{aligned} \quad (8)$$

since  $N_\theta(T_i) = 1$  because of the first assumption on  $T_i$ . (7) and (8) state the first result. When  $u = v$ , the decomposition is slightly different,

$$\mathcal{S}(T_i^u) = [\mathcal{S}(T_i) \setminus \{T_i[z] : z \in \{u\} \cup \mathcal{D}(u)\}] \cup \mathcal{S}(\tau_{\mathcal{H}(u)}),$$

but the rest of the proof is similar. Finally, the formula for  $K(T_1^u, T_2^v)$  is a direct consequence of the third assumption on  $T_1, T_2$  and the sequence  $(\tau_h)$ . 


By virtue of the previous lemma, one can derive the following result on the quantity  $\Delta_x^i$  defined by (3).

**Lemma A.2.** *Let  $x \in T_i, i \in \{1, 2\}$ . One has*

$$\Delta_x^i = K(T_i, T_i) - \mathbb{E}_u \left[ \sum_{z \in \mathcal{B}_{x,u}} w_{T_i[z]} \right].$$

**Proof.** In light of Lemma A.1, one has

$$\Delta_x^i = K(T_i, T_i) - \mathbb{E}_u \left[ \sum_{z \in \mathcal{B}_{x,u}} w_{T_i[z]} \right] + \mathbb{E}_u [K(\tau_{\mathcal{H}(x)}, \tau_{\mathcal{H}(u)})] - \mathbb{E}_v [K(\tau_{\mathcal{H}(x)}, \tau_{\mathcal{H}(v)})].$$

By assumption on the stochastic model of random trees,  $\mathcal{H}(u)$  and  $\mathcal{H}(v)$  have the same distribution and thus  $\mathbb{E}_u [K(\tau_{\mathcal{H}(x)}, \tau_{\mathcal{H}(u)})] = \mathbb{E}_v [K(\tau_{\mathcal{H}(x)}, \tau_{\mathcal{H}(v)})]$ , which states the expected result. 

The next decomposition is useful to prove the result of interest. If  $c_h^i$  denotes the number of subtrees of height  $h$  appearing in  $T_i, h \geq 0$ , then the probability of picking a particular vertex  $u$  is  $P_\rho(\mathcal{H}(u))/c_{\mathcal{H}(u)}^i$  and thus

$$\mathbb{E}_u \left[ \sum_{z \in \mathcal{B}_{x,u}} w_{T_i[z]} \right] = \frac{P_\rho(\mathcal{H}(x))}{c_{\mathcal{H}(x)}^i} \sum_{z \in \{x\} \cup \mathcal{D}(x)} w_{T_i[z]} + \sum_{u \in T_i \setminus \{x\}} \frac{P_\rho(\mathcal{H}(u))}{c_{\mathcal{H}(u)}^i} \sum_{z \in \mathcal{B}_{x,u}} w_{T_i[z]}.$$

In addition, for  $u \in T_i \setminus \{x\}$ ,

$$\sum_{z \in \{x\} \cup \mathcal{D}(x)} w_{T_i[z]} = K(T_i[x], T_i[x]), \quad (9)$$

$$\sum_{z \in \mathcal{B}_{x,u}} w_{T_i[z]} = K(T_i, T_i) - \sum_{z \notin \mathcal{F}(x) \cup \mathcal{F}(u)} w_{T_i[z]}. \quad (10)$$

(9) and (10) together with Lemma A.2 show that

$$\Delta_x^i = \frac{P_\rho(\mathcal{H}(x))}{c_{\mathcal{H}(x)}^i} (K(T_i, T_i) - K(T_i[x], T_i[x])) + \sum_{u \in T_i \setminus \{x\}} \frac{P_\rho(\mathcal{H}(u))}{c_{\mathcal{H}(u)}^i} \sum_{z \notin \mathcal{F}(x) \cup \mathcal{F}(u)} w_{T_i[z]}.$$

The left-hand term (and the right-hand term when  $w_{T_i} > 0$ ) is null if and only if  $x = \mathcal{R}(T_i)$ , which shows the first result. In addition,

$$\Delta_x^i \geq \frac{P_\rho(\mathcal{H}(x))}{c_{\mathcal{H}(x)}^i} (K(T_i, T_i) - K(T_i[x], T_i[x])),$$

which states the expected formula (4) with  $P_\rho(0) \leq P_\rho(\mathcal{H}(x))$  (true if  $\rho > H/2$ ) and  $c_{\mathcal{H}(x)}^i \leq \#\mathcal{L}(T_i)$ . The conclusion comes from the fact that the probability of drawing a vertex  $x$  of height greater than  $h$  is  $G_\rho(h)$ .

## B Proof of Proposition 3.2

We denote by  $D^h$  the set of vertices at height  $h$  in any DAG  $D$ , and  $*$   $\in$  {ordered, unordered} the type of isomorphism considered. From the forest  $(D_1, \dots, D_N)$ , we construct the DAG  $\Delta$  such that (i)  $D_i$  is a subDAG of  $\Delta$  for all  $i$ , (ii)  $\mathcal{H}(\Delta) = \max_i \mathcal{H}(D_i)$ , (iii) all vertices in  $\Delta$  have degree  $\max_i \deg(D_i)$ , and (iv) at each height except 0 and  $\mathcal{H}(\Delta)$ ,  $\#\Delta^h = \max_i \#D_i^h$ . If  $\Delta$  is placed  $N$  times under an artificial root, and then recompressed by the algorithm, indeed the output contains the recompression of the original forest. Therefore, this case is the worst possible for the algorithm, and we claim that it achieves the proposed complexity.

Let  $\Delta$  be now a DAG with following properties :  $\#\Delta = m$ ,  $\mathcal{H}(\Delta) = H$ , at each height  $h \notin \{0, H\}$ ,  $\#\Delta^h = n$  (so that  $n(H - 2) + 2 = m$ ), and all vertices have degree  $d$ .  $\mathbb{D}_{\mathcal{F}}$  is the super-DAG obtained after placing  $N$  copies of  $\Delta$  under an artificial root. We then have  $\#\mathbb{D}_{\mathcal{F}} = 1 + Nm$  so that  $\mathcal{O}(\#\mathbb{D}_{\mathcal{F}}) = \mathcal{O}(Nm) = \mathcal{O}(NHn)$  and  $\deg(\mathcal{F}) = \deg(\Delta) = d$ .

At the beginning of the algorithm, constructing the mapping  $h \mapsto \mathbb{D}_{\mathcal{F}}^h$  in one exploration of  $\mathbb{D}_{\mathcal{F}}$  has complexity  $\mathcal{O}(\#\mathbb{D}_{\mathcal{F}})$ . We will now examine the complexity of the further steps, with respect to  $n, m, d, H$  and  $N$ . We introduce the following lemma :

**Lemma B.1.** *Constructing  $\sigma(h)$  has time-complexity:*

1.  $\mathcal{O}(\sum_{v \in \mathbb{D}_{\mathcal{F}}^h} \#\mathcal{C}(v) \log \#\mathcal{C}(v))$  for unordered trees;
2.  $\mathcal{O}(\sum_{v \in \mathbb{D}_{\mathcal{F}}^h} \#\mathcal{C}(v))$  for ordered trees.

**Proof.** When sorting lists of size  $L$ , merge sort is known to have  $\mathcal{O}(L \log L)$  complexity in the worst case [25]. Accordingly, we introduce

$$g^*(x) = \begin{cases} x & \text{if } * = \text{ordered;} \\ x(1 + \log x) & \text{if } * = \text{unordered.} \end{cases}$$

At height  $h$ , we construct  $\sigma(h) = \{f^{-1}(S) : S \in \text{Im}(f), \#f^{-1}(S) \geq 2\}$  where  $f : v \in \mathbb{D}_{\mathcal{F}}^h \mapsto \mathcal{C}(v)$ . Finding the preimage of  $f$  requires first to construct  $f$ , by copying the children of each vertex in  $\mathbb{D}_{\mathcal{F}}^h$  (in the unordered case, we also need to sort them, so that we get rid of the order and can properly compare them). Then we only need to explore once the image and check whether an element has two or more antecedents. The global cost is then  $\mathcal{O}(\sum_{v \in \mathbb{D}_{\mathcal{F}}^h} g^*(\#\mathcal{C}(v)))$ . ✍

We reuse the notation  $g^*$  from the proof of Lemma B.1. With respect to  $\Delta$ , the complexity for constructing  $\sigma(\cdot)$  is  $\mathcal{O}(Nng^*(d))$ . Exploring the elements of  $\sigma(h)$  for (i) choosing a vertex  $v_M$  to remain, and (ii) delete the other elements  $\delta_M$  has complexity  $\mathcal{O}(Nn)$ . In addition, at height  $h' > h$ , exploring the children to replace them or not costs  $\mathcal{O}(\sum_{v \in \mathbb{D}_{\mathcal{F}}^{h'}} \#\mathcal{C}(v)) = \mathcal{O}(Ndn)$ .

The global complexity  $C(\mathbb{D}_{\mathcal{F}})$  of the algorithm is then

$$C(\mathbb{D}_{\mathcal{F}}) = \mathcal{O}(\#\mathbb{D}_{\mathcal{F}}) + \sum_{h=0}^{\mathcal{H}(\Delta)} \mathcal{O}(Nng^*(d)) + \mathcal{O}(Nn) + \sum_{h'>h} \mathcal{O}(Ndn).$$

Remark that  $\sum_{h=0}^{\mathcal{H}(\mathbb{D})} \mathcal{O}(\mathbb{N}n) = \mathcal{O}(\mathbb{N}m) = \mathcal{O}(\#\mathbb{D}_{\mathcal{F}})$ , this leads to

$$C(\mathbb{D}_{\mathcal{F}}) = \mathcal{O}(\#\mathbb{D}_{\mathcal{F}} g^*(\deg(\mathcal{F}))) + \mathcal{O}\left(\mathbb{N}dn \sum_{h=0}^{\mathcal{H}(\mathbb{D})} \sum_{h'>h} 1\right).$$

The right-hand inner sum is in  $\mathcal{O}(H^2)$ . As

$$\mathcal{O}(\mathbb{N}dnH^2) = \mathcal{O}(\#\mathbb{D}_{\mathcal{F}} Hd) = \mathcal{O}(\#\mathbb{D}_{\mathcal{F}} \mathcal{H}(\mathbb{D}_{\mathcal{F}}) \deg(\mathcal{F})),$$

this leads to our statement.