



**HAL**  
open science

## **Mona Lisa's digital twin: identifying the mechanical properties of the panel combining experimental data and advanced finite-element modelling**

Lorenzo Riparbelli, Paolo Dionisi-Vici, Jean-Christophe Dupré, Giacomo Goli, Delphine Jullien, Fabrice Brémand, Paola Mazzanti, Franck Hesser, Bertrand Marcon, Marco Togni, et al.

### ► **To cite this version:**

Lorenzo Riparbelli, Paolo Dionisi-Vici, Jean-Christophe Dupré, Giacomo Goli, Delphine Jullien, et al.. Mona Lisa's digital twin: identifying the mechanical properties of the panel combining experimental data and advanced finite-element modelling. 7èmes journées du GDR3544 Sciences du bois, Nov 2018, Cluny, France. pp.250-253. hal-02095404

**HAL Id: hal-02095404**

**<https://hal.science/hal-02095404>**

Submitted on 10 Apr 2019

**HAL** is a multi-disciplinary open access archive for the deposit and dissemination of scientific research documents, whether they are published or not. The documents may come from teaching and research institutions in France or abroad, or from public or private research centers.

L'archive ouverte pluridisciplinaire **HAL**, est destinée au dépôt et à la diffusion de documents scientifiques de niveau recherche, publiés ou non, émanant des établissements d'enseignement et de recherche français ou étrangers, des laboratoires publics ou privés.

## Mona Lisa's digital twin: identifying the mechanical properties of the panel combining experimental data and advanced finite-element modelling

RIPARBELLI Lorenzo<sup>1</sup>, DIONISI-VICI Paolo<sup>1</sup>, DUPRE Jean-Christophe<sup>2</sup>, GOLI Giacomo<sup>1</sup>, JULLIEN Delphine<sup>3</sup>, BREMAND Fabrice<sup>2</sup>, MAZZANTI Paola<sup>1</sup>, HESSER Franck<sup>2</sup>, MARCON Bertrand<sup>1,3</sup>, TOGNI Marco<sup>1</sup>, GAUVIN Cécilia<sup>3</sup>, ARNOULD Olivier<sup>3</sup>, VALLE Valéry<sup>2</sup>, DUREISSEIX David<sup>3</sup>, COCCHI Linda<sup>1</sup>, MANDRON Patrick<sup>4</sup>, RAVAUD Elisabeth<sup>5</sup>, UZIELLI Luca<sup>1</sup>, GRIL Joseph<sup>3,6</sup>

<sup>1</sup>GESAAF, Univ. Florence, Florence, Italy

<sup>2</sup> Institut PPRIME, Univ. Poitiers, CNRS, France

<sup>3</sup> LMGC, Univ. Montpellier, CNRS, Montpellier, France

<sup>4</sup> Les Ateliers Enghien, Paris, France

<sup>5</sup> C2RMF, Centre de Recherche et de Restauration des Musées de France, Paris, France

<sup>6</sup> Institut Pascal, Univ. Clermont Auvergne, CNRS, Sigma Clermont, Clermont-Fd, France

[lorenzo.riparbelli@unifi.it](mailto:lorenzo.riparbelli@unifi.it)

**Mots clefs :** digital twin ; Mona Lisa ; finite elements ; panel painting ; mechanical properties ; optimisation ; experimental tests

### Background and objectives

Since 2004, the “Mona Lisa” painting by Leonardo da Vinci has been studied by an international research group of wood scientists and several experimental campaigns have been carried out to understand its characteristics and provide indications for its conservation. Based on the collected data, a numerical model of the wooden panel has been developed to simulate the mechanical interaction with the framing system. The main objective of this modelling work, described in this paper, is to extract as much information as possible from the experimental tests carried out and, thus, reach a sufficient level of scientific knowledge of the mechanical properties of the panel to build a predictive model. It will be used to predict the effect of modified boundary conditions and as a tool of preventive conservation.

### Material and methods

The artwork is painted on one face of a flat-sawn poplar (*Populus alba* L.) panel (Fig.1a) doubly curved toward the front side (Fig 1b) and pressed on a chassis rebate by the action of crossbars screwed on the chassis (Fig.1c) ; the external frame contributes to the stiffness of the whole through metal legs (Fig 1d). An ancient crack runs through the wood from the left upper edge of the panel down to the top of the Lady's face.

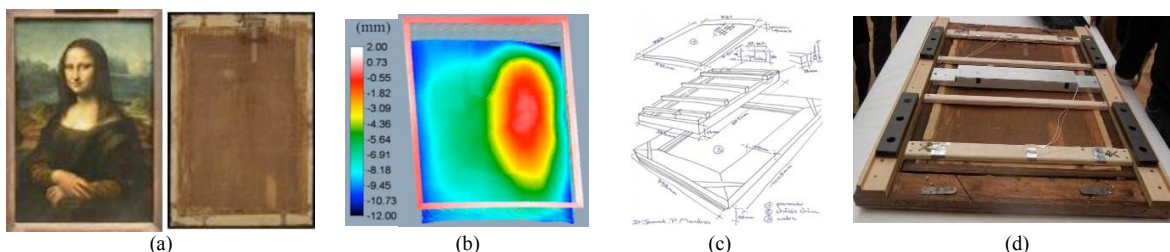


Fig. 1 : Mona Lisa panel painting (a) Painted face and back face; (b) Shape of the panel obtained by fringe pattern profilometry; (c) The panel and its framing system, chassis with crossbars and gilded frame; (d) View of the monitoring systems and the complete assembly

The observations methods, partly described in early reports (Mohen et al 2006, Gril et al 2015), include: (i) optical measurements of the form (Fig. 1b, Brémand et al 2011); (ii) scientific and technological analysis of the wooden support; (iii) continuous monitoring of the forces applied by the crossbars on the back of the panel, and of the central deflections relative to an additional metallic crossbar equipped with transducers (Fig. 1d); (iv) determination of contact areas between the front of the painting and the chassis rebate using pressure-sensitive sheets (Goli et al. 2013).

Based on these results, a finite-elements digital twin was built according to the following steps:

1. Acquisition of the object's shape through optical methodologies and reconstruction of a three-dimensional geometrical model (Fig. 2).
2. Enrichment of this geometry with additional entities defining the boundary conditions (positions and contact areas detected by pressure test on the front side, position of the load cells attached to the crossbars on the back side), the crack on the upper side of the panel. The position of the pith with respect to the panel was also taken into consideration, for the definition of cylindrical coordinates to define orthotropic characteristics.
3. Acquisition and treatment of experimental measurements related to load cells and transducers that continuously record the panel status, in addition to the experimental data acquired by the research group in various studies over the years.
4. Construction of the numerical model using the finite-element method (FEM), evaluation of the discretization, boundary conditions and contact mechanics modelling (Fig. 3).
5. Iterative optimization procedure, through Nelder-Mead (downhill simplex) scheme, for the calibration of the mechanical characteristics of the model based on the experimental response and the control of results consistency.

All the analyses are performed with the FEM solver Code\_Aster in the Salome-Meca ecosystem.

### **Results and discussion**

In summary, starting from the shape detected by the optical measurement and through an optimization process that determined the elasticity properties of the wood, a non-linear model that accounts for the complex unilateral contacts detected during specific experimental campaigns, and for the orthotropic anatomy of the panel, has been developed.

This calibrated model (digital twin) is then used to understand the stress and deformation states related to changes in the boundary conditions, to correlate the forces (measured by the load cells the panel is equipped with, or hypothesized on a simulation level) and the stress states to which the panel is subjected.

The digital twin is also used to assess the effect of inserting a layer of viscoelastic polymer foam for protective purposes between the painting and the chassis (Fig. 4).

Finally, a methodology for comparing two different mechanical configurations is proposed through the numerical computation of point-by-point stress and deformation differences, in order to provide information to the conservators, such as optimizing setting and constrains.

Poster C19

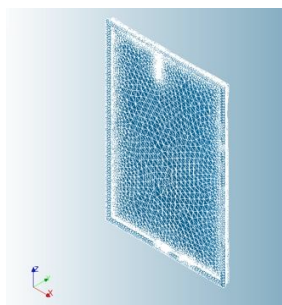


Fig. 2 : Quadratic Mesh of the assembly panel - chassis with mesh refinement on crack and contact areas: 194714 tetrahedrons




Fig. 3 : Stress generated by wood-wood non-linear contact with friction between the panel and the chassis




Fig. 4 : Simulation of the deformations of a viscoelastic foam between two wood interfaces with non-linear contacts

### Acknowledgments

We thank the Louvre Museum for allowing the access to the artwork

### References

Brémand, P. Doumalin, J.C. Dupré, A. Germaneau, F. Hesser, V. Valle (2011) Mechanical structure analysis by Digital Image Correlation and Fringe Pattern Profilometry, Proceedings of Joint focused meeting, COST Actions IE0601 and IE0601 Non-destructive techniques to study Wooden Cultural Heritage Objects (WCHOs), 6-7 May 2011, Cité de la Musique, Paris, France

Électricité De France - EDF. Finite element code\_aster, Analyse des Structures et Thermo-mécanique pour des Etudes et des Recherches, open source on [www.code-aster.org](http://www.code-aster.org), 1989-2018.

Goli, G., Dionisi-Vici, P., Uzielli. L. (2014) Locating contact areas and estimating contact forces between the “Mona Lisa” wooden panel and its frame, *Journal of Cultural Heritage*, 2013, vol. 15(4), 391-402.

Gril J., Cocchi L., Marcon B., Dionisi-Vici P., Goli G., Mazzanti P. Togni M., Uzielli L. (2015) The Mona Lisa Project: An update on the progress of measurement and monitoring activities, *Euromech conference “Theoretical, Numerical, and Experimental Analyses in Wood Mechanics”*, Dresden, DE, 27-29.05.15

Gril J., Ravaud E., Uzielli L., Dupré J.C., Perré P., Dureisseix D., Arnould O., Dionici Vici P., Jaunard D., Mandron P. (2006), *Mona Lisa saved by Griffith theory: assessing the crack propagation risk in the wooden support of a panel painting*, International conference on integrated approach to wood structure, behaviour and application, joint meeting of ESWM and COST Action E35, Florence, Italy, 15-17.5.06, M. Fioravanti, N. Macchioni (eds), 109-114.

Mohen J.P., Menu M., Mottin B. (2006) *Au Coeur de La Joconde*, Gallimard, Paris (English and German translations)

Dureisseix, D. and Marcon, B. (2011), A partitioning strategy for the coupled hygro-mechanical analysis with application to wood structures of cultural heritage. *Int. J. Numer. Meth. Engng.*, 88: 228-256. doi:[10.1002/nme.3173](https://doi.org/10.1002/nme.3173)

Poster C19

Marcon B, (2009), Hygromécanique des panneaux en bois et conservation du patrimoine culturel. Des pathologies... aux outils pour la conservation. Université Montpellier II - Sciences et Techniques du Languedoc. (in French)