



# LiteX: an open-source SoC builder and library based on Migen Python DSL

Florent Kermarrec, Sébastien Bourdeauducq, Hannah Badier,  
Jean-Christophe Le Lann

## ► To cite this version:

Florent Kermarrec, Sébastien Bourdeauducq, Hannah Badier, Jean-Christophe Le Lann. LiteX: an open-source SoC builder and library based on Migen Python DSL. OSDA 2019, colocated with DATE 2019 Design Automation and Test in Europe, Mar 2019, Florence, Italy. hal-02088044

**HAL Id: hal-02088044**

**<https://hal.science/hal-02088044>**

Submitted on 2 Apr 2019

**HAL** is a multi-disciplinary open access archive for the deposit and dissemination of scientific research documents, whether they are published or not. The documents may come from teaching and research institutions in France or abroad, or from public or private research centers.

L'archive ouverte pluridisciplinaire **HAL**, est destinée au dépôt et à la diffusion de documents scientifiques de niveau recherche, publiés ou non, émanant des établissements d'enseignement et de recherche français ou étrangers, des laboratoires publics ou privés.

# LiteX: an open-source SoC builder and library based on Migen Python DSL

Florent Kermarrec

*Enjoy-Digital, Landivisiau, France*

[florent@enjoy-digital.fr](mailto:florent@enjoy-digital.fr)

Sébastien Bourdeauducq

*M-Labs, Hong-Kong*

[sb@m-labs.hk](mailto:sb@m-labs.hk)

Jean-Christophe Le Lann and Hannah Badier

*ENSTA Bretagne, Brest and Lab-STICC UMR*

[lelannje@ensta-bretagne.fr](mailto:lelannje@ensta-bretagne.fr)

**Abstract**—LiteX [1] is a GitHub-hosted SoC builder / IP library and utilities that can be used to create SoCs and full FPGA designs. Besides being open-source and BSD licensed, its originality lies in the fact that its IP components are entirely described using Migen Python internal DSL, which simplifies its design in depth. LiteX already supports various softcores CPUs and essential peripherals, with no dependencies on proprietary IP blocks or generators. This paper provides an overview of LiteX: two real SoC designs on FPGA are presented. They both leverage the LiteX approach in terms of design entry, libraries and integration capabilities. The first one is based on RISC-V core, while the second is based on a LM32 core. In the second use case, we further demonstrate the use of a fully open-source toolchain coupled with LiteX.

**Index Terms**—open-source, SoC, Python, DSL, FPGA, IP library

## I. INTRODUCTION

Electronic Design Automation (EDA) plays a central role in the advent of all the electronic devices we use daily, ranging from small embedded systems to internet-scale infrastructures. The success of EDA may mainly be attributed to its capability to describe semi-conductor devices with tools and languages based on robust abstraction layers: transistors, layout, logic, register-transfer level (RTL), behavioral descriptions, etc. Thanks to these levels of abstraction, engineers do not have to face the entire complexity of the underlying device they are designing, which makes the design process more constructive and efficient. In this process, Hardware Description Languages (HDLs), such as Verilog and VHDL, still play a pivotal role. New features that aim at facilitating the designer's job have been added at a slow pace. This conservative slowness has left only very little room for newcomers. Among them, SystemVerilog has succeeded to emerge as the most natural way to describe and execute complex test benches, while SystemC is now mainly associated to transaction-level platform modeling. On the contrary, synchronous languages [2], whose formal aspects could have been beneficial to EDA, have not been adopted widely in EDA, despite decades of extensive research. In the same vein, High-level Synthesis, which calls for C-based design entry, has not gained the popularity of HDLs yet. Nowadays, classical HDLs, acting as RTL description languages, still stand as the cornerstone of EDA.

### A. EDA renewal through DSLs and platform-based design

A recent trend, however, shows that several new HDLs are starting to emerge. Their common characteristic is that they are

essentially internal Domain Specific Languages (DSLs). These languages –sometimes called “embedded DSLs”– are hosted by a mainstream programming language. No matter which host language is used, embedding a DSL in a mainstream programming language provides several benefits: comfort, smooth learning curve, access to host language libraries and ecosystem. Complex compiler technologies or specific parsers are not necessary, which significantly reduces the amount of work required compared to the effort needed to create a brand-new language. The design of such internal DSLs is based on efficiently mapping domain-specific concepts to the host language syntax.

The renewal of HDLs, based on embedded DSLs like Chisel/SpinalHDL, is also encouraged by the advent of RISC-V platform-based design (PBD). This initiative is intended to counterbalance the supremacy of ARM in the field of embedded systems, by providing a set of royalty-free softcores. Such softcores play a central role in platform-based design, which has been defined [3] as “an integration oriented design approach emphasizing systematic reuse, for developing complex products based upon platforms and compatible hardware and software virtual components, intended to reduce development risks, costs and time to market”. This reuse calls for new methodologies: to build complex embedded systems organized around a processor, two ingredients are mandatory. The first is abstraction: modern languages are likely to provide such characteristics though either object-oriented or functional modeling. As clearly stated in the previous definition, the second ingredient is the availability of component libraries.

### B. Objectives of the paper

In this paper, we present LiteX [1], SoC builder and library of IP components described at the RTL level, together with various utilities that facilitate the building of complete SoC designs. LiteX resorts to a DSL, written in Python and named Migen. LiteX has been used successfully and on a daily basis for several years by Enjoy-Digital [4], a company dedicated to open-source FPGA-based design, in various application domains (multimedia, software defined radio, automotive, etc.) and is progressively being adopted by users around the world. The obvious key of this adoption lies both in the very permissive open-source license adopted by LiteX (BSD), and the choice of Python for the RTL descriptions and deployment.

LiteX participates in a larger trend that will be discussed in this paper.

The rest of the paper is organized as follows. Next Section makes a short survey of the trend of eDSLs for EDA, and especially for RTL design. Section 3 presents Migen FHDL and MiSoC. Section 4 introduces LiteX SoC builder and library. In Section 5, a full SoC design on FPGA is exposed and a fully open-source design flow based on LiteX is presented.

## II. RELATED WORK : BENEFITS OF INTERNAL DSLS FOR RTL DESIGN

Many hardware-oriented embedded DSLs have been proposed. Among them, SystemC itself can be cited at first. It was proposed by Liao in [5] (at that time, SystemC was named Scenic). SystemC relies on C++ objects and allows to describe hardware systems at various level of abstractions. The simulation engine remains event-driven, similar to VHDL and Verilog. It has received a large audience, and has improved since the early paper of Liao to include sophisticated features for transaction-level modeling [6], which allows to build models usable by software programmers for early SoC validation. However, SystemC has not been used fully as RTL entry.

A DSL that has recently been receiving growing attention is Chisel [7] and its fork named SpinalHDL. They both strongly contribute to the recent renew of RTL design practices. They also take an active part in the advent of RISC-V softcores. Chisel initially targets synchronous designs, where the clock is implicit. The host language is Scala, a multi-paradigm language (object-oriented and functional), with a static typing. Here again, Scala [8] is known for its syntactic flexibility: semicolons are optional, any method can be used as an infix operator, etc. These features provide a strong differentiator with respect to VHDL for instance, which is known to be extremely verbose. However, the benefits of Scala go far beyond the syntax: the type inference mechanism, parameterized types and generators are particularly appealing for hardware design. HardCaml, an OCaml library for designing hardware, shares several aspects with Chisel, as OCaml offers many of the same modern multi-paradigm features provided by Scala. Haskell (a pure functional language) has also been used extensively for describing hardware: Lava [9], *CλaSH* [10], [11]. An older approach based on Java for FPGA programming was proposed in [12]. Furthermore, an interesting approach named MyHDL [13] and based on Python was introduced by Decaluwe in [14]. It leverages the interpreted nature of Python and shares several characteristics with Migen.

## III. MIGEN

Migen, a fully open-source Python-based toolbox, contains a HDL, a library of cores, a simulator and a build system. Migen originated from Milkymist project and stands for “Milkymist generator”.

### A. Migen FHDL

Similar to previous cited technologies, Migen FHDL (Fragmented Hardware Description Language) allows to describe

and simulate RTL circuits. It is based on a custom Python abstract syntax tree (AST) and can produce synthesizable Verilog. FHDL does not follow the event-driven paradigm of most HDLs, and instead replaces it with notions of synchronous and combinatorial statements.

Thanks to Migen FHDL, highly and easily configurable cores can be designed. Creating a design by writing a Python program raises the level of abstraction, by for example enabling the use of object-oriented programming or meta-programming. The choice of Python in particular, as opposed to other programming languages such as Scala, also gives a clear advantage for Migen adoption: Python is an easy to learn and well-known language, already used for many other tasks by application engineers, for instance for algorithmic prototyping.

The following code example shows how a functional design can be implemented in a short, efficient and readable manner:

```
from migen import *
from migen.fhdl import verilog

class Blinker(Module):
    def __init__(self, sys_clk_freq, period):
        self.led = led = Signal()

        ###

        toggle = Signal()
        counter_preload = int(sys_clk_freq*period/2)
        counter = Signal(max=counter_preload + 1)

        self.comb += toggle.eq(counter == 0)
        self.sync += \
            If(toggle,
               led.eq(~led),
               counter.eq(counter_preload)
            ).Else(
               counter.eq(counter - 1)
            )

# Create a 10Hz blinker from a 100MHz system clock.
blinker = Blinker(sys_clk_freq=100e6, period=1e-1)
print(verilog.convert(blinker, {blinker.led}))
```

Listing 1. Blinking LED design example

This design consists of a decremting counter that toggles a one-bit signal whenever it reaches 0. The one-bit signal triggers a LED which will blink. The blinking period is controlled by another signal. Following syntax elements can be noted:

- The component is created by inheriting from the `Module` class. This is equivalent to a VHDL *entity* or a Verilog *module*.
- The basic element of any design is `Signal`, which is similar to a VHDL *signal* or a Verilog *wire/reg*. Basic Python operations are redefined on signals, which means that expressions can be formed with a light syntax.
- The `max` parameter of the `Signal` constructor can be used to automatically determine width of multi-bit signals.
- The `eq` method returns an assignment to a signal.

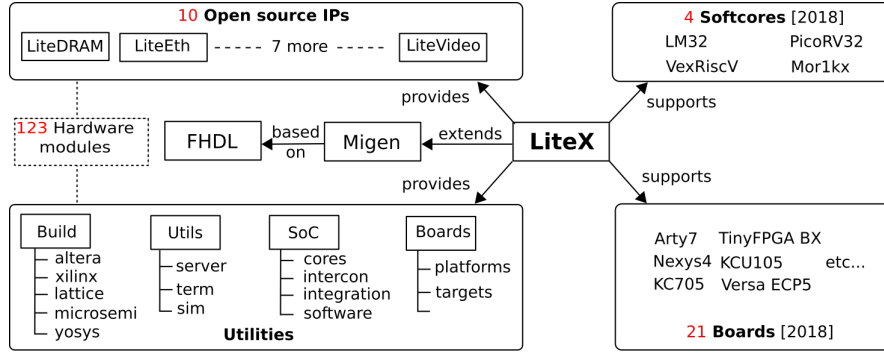


Fig. 1. An overview of LiteX framework

- As mentioned before, the design is split into combinatorial statements using the `comb` attribute, and synchronous statements using the `sync` attribute.
- The `If` object is used to represent conditional statements.
- In more complex designs, several modules can be integrated in one module using a `submodules` property.

All signals in Migen are created using the same `Signal` object, and when they need to be accessed from outside, Migen converts them into Verilog I/O ports and automatically determines their direction.

#### B. MiSoC

LiteX originated from MiSoC [15] and reuses the key concepts and elements.

While Migen offers the generation of digital logic with Python, MiSoC provides the SoC interconnect infrastructure and cores:

- Multiple CPU support: LatticeMico32, mor1kx, VexRiscv.
- Memory controller supports SDR, DDR, LPDDR, DDR2 and DDR3.
- HDMI video in/out cores (Spartan6).
- Provided peripherals: UART, GPIO, timer, GPIO, NOR flash/SPI flash controller, Ethernet MAC, and more.
- High performance and low resource usage.
- Portable and easy to customize thanks to Python- and Migen-based architecture.
- Design new peripherals using Migen and benefit from automatic CSR maps and logic, simplified DMAs, etc.
- Possibility to encapsulate legacy Verilog/VHDL code.

MiSoC is used successfully by M-Labs to build all the gateway for ARTIQ [16] in a portable, flexible and easily maintainable way.

#### IV. LITEX SOC BUILDER, LIBRARY AND UTILITIES

Since 2015, LiteX has been evolving as a fork of MiSoC to provide more coherence for Enjoy-Digital's commercial projects and to ease collaboration with other open-source communities:

- More experimental features.

TABLE I  
IP COMPONENTS AVAILABLE IN LITEX

IP name	note
LiteDRAM	DRAM core, fully pipelined, SDRAM to DDR3
LiteEth	Ethernet core, PHYs, MAC, UDP/IP, up to 1Gbps
LitePCIE	DMA and MMIO PCIE core up to Gen2 X4
LiteSATA	SATA 1/2/3 core, DMA, RAID, Mirroring, up to 6Gbps
LiteUSB	USB2.0/3.0 Slave FIFO core + DMA
LiteSDCard	SD card core, DMA, up to UHS-I (55MB/s R/W)
LiteICLink	Comm core, IOserdes, Transceivers, up to 10Gbps
LiteJESD204B	JESD204B core, TX, Subclass1, up to 10Gbps
LiteVideo	Video core, HDMI RX/TX, Framebuffer, up to 1080p60
LiteScope	Logic Analyzer core, access via various bus protocols

TABLE II  
SOFTCORES INSTANTIABLE VIA MISOC AND LITEX.

Softcore	note
LM32*	Lattice Mico 32 bits
Mor1kx*	OpenRISC 1000 compliant core
PicoRV32	RISC-V core [17]
VexRiscv*	RISC-V core [18]

\*: inherited from MiSoC.

- High speed LiteXSim SoC simulator (based on Verilator).
- Wider collection of cores (PCIE, SATA, Ethernet, DRAM, HDMI, SDCard, USB, etc...).
- AXI4 support (MMIO/Stream/Lite).
- Debugging tools to control/analyze a SoC from Serial/Ethernet/PCIE.

An overview of LiteX is depicted on Figure 1.

LiteX library is made of a dozen of peripheral components, as well as softcores, summarized in Table I. To the best of our knowledge, this gathering of SoC elements makes LiteX unique. LiteX components have been used in several open-source projects like HDMI2USB [19], Fupy [20], NeTV2 [21], Axiom SDI module [22], PCIE Screamer [23] but also in various commercial applications. Softcores instantiable via LiteX are detailed in Table II. Among them, we find Lattice Mico 32 softcore (lm32), a 32-bits RISC architecture softcore, available for free with an open IP core licensing agreement.

Beyond peripherals and softcores, LiteX also provides platform descriptions, which extend the build library distributed with Migen. The import of a generic Xilinx is done

using a single line of code. The specifics of this platform are then given following an object-oriented process. Next, the user can choose the naming of specific input-output pins (i/o) in an array and can finally instantiate a Python object. This platform object keeps track of the i/o mapping, the name of the FPGA target, as well as the actual toolchain used for bitstream generation. The following example describes the FPGA target present on a Digilent Nexys4DDR board.

```
from migen.build.xilinx import XilinxPlatform

_io = [
    ("user_led", 0, Pins("H17"), # etc),
    ("user_led", 1, Pins("K15"), # etc,
    # ... skipped for brevity
    ("serial", 0,
     Subsignal("tx", Pins("D4")),
     Subsignal("rx", Pins("C4")),
     IOStandard("LVCMOS33"),
    ),
    # .... skipped
]

class Nexys4DDR(XilinxPlatform):
    default_clk_name = "clk100"
    default_clk_period = 10.0

    def __init__(self):
        XilinxPlatform.__init__(self,
                                "xc7a100t-CSG324-1", _io,
                                toolchain="vivado")

platform = Nexys4DDR()
```

Listing 2. Nexys4DDR platform description in LiteX/Migen

Concerning the application description itself, the underlying methodology remains similar.

Once instantiated in Python, the user can request board pins easily :

```
user_leds = Cat(*
    [platform.request("user_led", i)
     for i in range(16)])
```

## V. EXPERIMENTS WITH LITEX

### A. SoC synthesis using LiteX + Migen + Vivado

In this section, we describe a SoC built with LiteX and Vivado (for synthesis, place and route).

TABLE III  
LITEX LIBRARY REUSE ON NETV2 LIBRE SoC

IP name	note
LiteVideo	Used to capture/play HDMI videos up to 1080p60
LiteDRAM	Used to store/read video data to/from a 32-bits DDR3 (more than 20Gbps bandwidth)
LitePCIe	Used to read/write data from/to the host at up to PCIe gen2 X4 (more than 12Gbps)
LiteEth	Used to provide a 100Mbps control interface
LiteSDCard	Used to store CPU code and/or configuration data

The NeTV2 Libre SoC is a variant of the official NeTV2 SoC (also using LiteX) and makes use of the NeTV2 hardware to create a PCIe capture/playback HDMI SoC with high debug capabilities. As can be seen on Figure 2, the SoC reuses LiteX capability to create complex SoCs and interconnect cores together, and also heavily reuses the LiteX library of open-source IPs (listed in Table III). The description of the top module in LiteX is too long to be given in this paper (but still under 1000 lines of code with the reuse of open-source IPs), but the following example (Listing 3) describes how the DDR3 controller and HDMI out core are instantiated in the design. The synthesis of such a system using Xilinx Vivado took 10 minutes.

```
from litedram.modules import MT41J128M16
from litedram.phy import a7ddrphy
from litevideo.output import VideoOut

[...]

# sdr
self.submodules.ddrphy = a7ddrphy.A7DDRPHY(
    platform.request("ddram"), sys_clk_freq)
sdr_module = MT41J128M16(sys_clk_freq, "1:4")
self.register_sdr(self.ddrphy,
                  sdr_module.geom_settings,
                  sdr_module.timing_settings)

# hdmi out
hdmi_out_dram_port = self.sdr.crossbar.get_port(
    mode="read",
    dw=16,
    cd="hdmi_out0_pix",
    reverse=True)

self.submodules.hdmi_out0 = VideoOut(
    platform.device,
    platform.request("hdmi_out", 0),
    hdmi_out0_dram_port,
    "ycbcr422",
    fifo_depth=4096)
```

Listing 3. DDR3 and HDMI core instantiation using LiteX/Migen

- The Artix7 DDRPHY is instantiated with `ddram` pads and `sys_clk` frequency passed to it.
- The DDRAM controller is created by registering the DDRAM PHY and DDRAM Module to the SoC.
- A DDRAM port is created on the controller for the HDMI output in read mode, with a `dw` of 16-bits (the logic to convert to native DDRAM width is automatically inserted) and with a specific clock domain (the CDC logic is automatically inserted).
- The video out core is created by passing the HDMI pads, DDRAM port and configuration parameters to the VideoOut core.

This demonstrates that instantiating complex cores can be done in an efficient way and that many of the traditional RTL design tasks are handled automatically. For instance, the DDRPHY controller adapts itself to the provided DDRAM pads and module. Bus width conversion and CDC (clock domain crossing) can also be handled automatically. LiteX generates the RTL design and placement/timing constraints

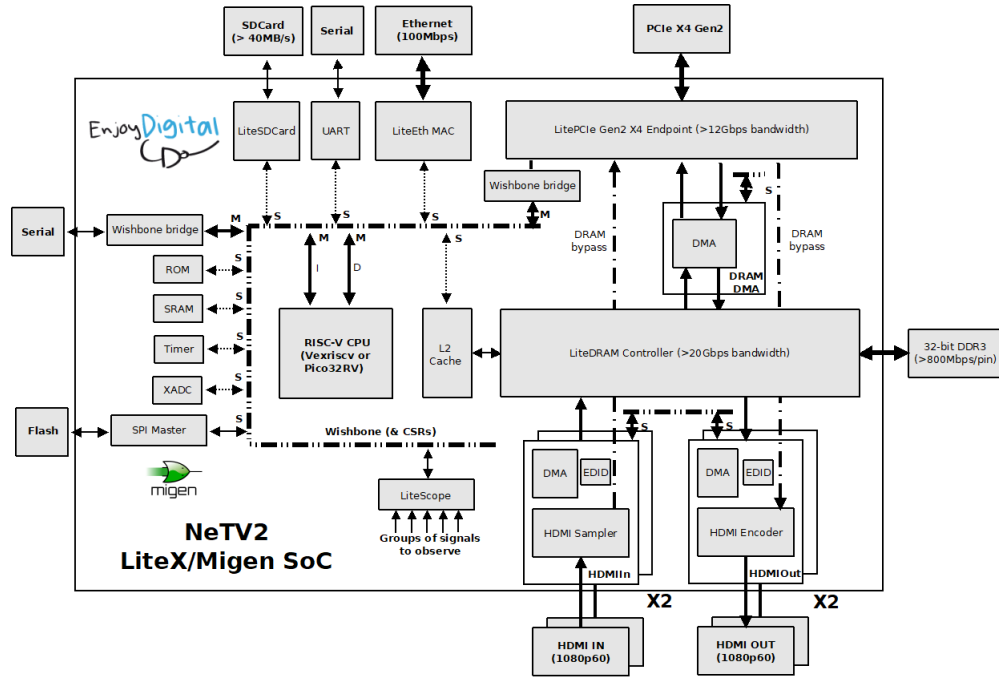


Fig. 2. NeTV2 Libre SoC architecture

files for this SoC. Vivado then handles the synthesis, place and route.

### B. SoC synthesis using LiteX + Migen + Trellis + Yosys + Nextpnr

In this section, we show how LiteX can be used as an entry to create a SoC for a Lattice ECP5 FPGA board with a fully open-source toolchain. Three main projects are used here: Trellis project [24], which aims at documenting ECP5 FPGAs bitstream, Yosys [25] for Verilog synthesis, and Nextpnr, a vendor neutral, timing driven, FPGA place and route tool. The following code (Listing 4) creates a SoC with a LM32 CPU, ROM, UART, Timer, SDRAM controller that executes its BIOS on startup and can then run code from SDRAM when loaded over serial link. The code makes an explicit call to the toolchain (named “trellis”), just the same way as for “vivado”. The full synthesis (bitstream included), starting from LiteX, took 14 minutes, which is the same order of magnitude as for the commercial toolchain experiment.

```
from migen import *
from litex.boards.platforms import versa_ecp5
from litex.soc.cores.clock import *
from litex.soc.integration.soc_sdram import *
from litex.soc.integration.builder import *
from litedram.modules import AS4C32M16
from litedram.phy import GENSDRPHY

class _CRG(Module):
    def __init__(self, platform):
        self.clock_domains.cd_sys = ClockDomain()
        self.clock_domains.cd_sys_ps = ClockDomain()

        # clk / rst
        clk100 = platform.request("clk100")
```

```
rst_n = platform.request("rst_n")
platform.add_period_constraint(clk100, 10.0)

# pll
self.submodules.pll = pll = ECP5PLL()
self.comb += pll.reset.eq(~rst_n)
pll.register_clk_in(clk100, 100e6)
pll.create_clkout(self.cd_sys, 50e6)
pll.create_clkout(self.cd_sys_ps, 50e6, phase=90)
self.comb += self.cd_sys.rst.eq(~rst_n)

# sdr clock
sdr_clock = platform.request("sdr_clock")
self.comb += sdr_clock.eq(sdr_ps_clk)

class BaseSoC(SoCSDRAM):
    def __init__(self, **kwargs):
        platform = versa_ecp5.Platform(
            toolchain="trellis")
        sys_clk_freq = int(50e6)
        SoCSDRAM.__init__(self, platform,
            cpu_type="lm32", l2_size=32,
            clk_freq=sys_clk_freq,
            integrated_rom_size=0x8000)

        self.submodules.crg = _CRG(platform)

        self.submodules.sdrphy = GENSDRPHY(
            platform.request("sdr"))
        sdr_module = AS4C32M16(sys_clk_freq, "1:1")
        self.register_sdr(self.sdrphy,
            sdr_module.geom_settings,
            sdr_module.timing_settings)

soc = BaseSoC()
builder = Builder(soc)
builder.build()
```

Listing 4. LM32-based SoC Using Litex/Migen coupled with a full open-source EDA stack.



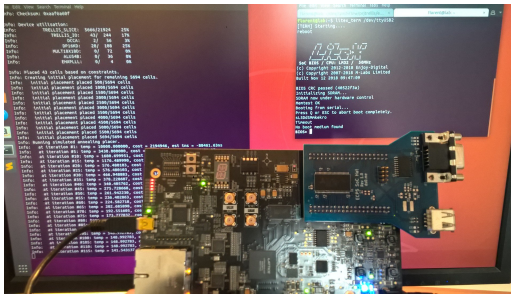


Fig. 3. Versa ECP5 + SDRAM SoC Hat with LiteX / LiteDRAM

This example proves that LiteX entry can be used with a fully open-source toolchain. Lattice iCE40 and ECP5 FPGAs are already supported. Furthermore, these tools have been designed to be portable to others FPGA families. Communities are actually documenting other FPGA families, so we could expect having fully open-source toolchains for Xilinx and Altera FPGAs in the next couple of years.

## VI. CONCLUSION AND PERSPECTIVES

In this paper, we presented LiteX library together with its key DSL: Migen. As an open-source library, made of several processors and peripherals, LiteX has proven efficient and robust enough for the design of complex system-on-chip. LiteX is especially well coupled with FPGAs: Python ease of use seems to add a new argument to a wider adoption of FPGAs. Open-source toolchains will probably bring many new innovations in the future and coupled with Migen, MiSoC/LiteX or others DSLs, have already enabled new ways of thinking and designing hardware.

## REFERENCES

- [1] “Litex.” <https://github.com/enjoy-digital/litex>. [Accessed: 2018-14-01].
- [2] A. Benveniste, P. Caspi, S. A. Edwards, N. Halbwachs, P. Le Guernic, and R. De Simone, “The synchronous languages 12 years later,” *Proceedings of the IEEE*, vol. 91, no. 1, pp. 64–83, 2003.
- [3] B. Bailey, G. Martin, and T. Anderson, *Taxonomies for the Development and Verification of Digital Systems*. Springer Publishing Company, Incorporated, 1st ed., 2010.
- [4] “Enjoy-digital.” <http://www.enjoy-digital.fr/>. [Accessed: 2018-14-01].
- [5] S. Liao, S. Tjiang, and R. Gupta, “An efficient implementation of reactivity for modeling hardware in the scenic design environment,” in *Proceedings of the 34th Design Automation Conference*, pp. 70–75, June 1997.
- [6] N. Bombieri, F. Fummi, and G. Pravadelli, “On the mutation analysis of systemc tlm-2.0 standard,” in *2009 10th International Workshop on Microprocessor Test and Verification*, pp. 32–37, Dec 2009.
- [7] J. Bachrach, H. Vo, B. Richards, Y. Lee, A. Waterman, R. Avienis, J. Wawrzynek, and K. Asanovi, “Chisel: Constructing hardware in a scala embedded language,” in *DAC Design Automation Conference 2012*, pp. 1212–1221, June 2012.
- [8] M. Odersky and T. Rompf, “Unifying functional and object-oriented programming with Scala,” *Commun. ACM*, vol. 57, no. 4, pp. 76–86, 2014.
- [9] P. Bjesse, K. Claessen, M. Sheeran, and S. Singh, “Lava: hardware design in Haskell,” in *ACM SIGPLAN Notices*, vol. 34, pp. 174–184, ACM, 1998.
- [10] C. Baaij, M. Kooijman, J. Kuper, A. Boeijink, and M. Gerards, “*cλash*: Structural descriptions of synchronous hardware using Haskell,” in *2010 13th Euromicro Conference on Digital System Design: Architectures, Methods and Tools*, pp. 714–721, Sept 2010.
- [11] K. Zhai, R. Townsend, L. Lairmore, M. A. Kim, and S. A. Edwards, “Hardware synthesis from a recursive functional language,” in *2015 International Conference on Hardware/Software Codesign and System Synthesis (CODES+ISSS)*, pp. 83–93, Oct 2015.
- [12] S. Guccione, D. Levi, and P. Sundararajan, “Jbits: A java-based interface for reconfigurable computing,” in *2nd annual military and aerospace applications of programmable devices and technologies conference (MAPLD)*, vol. 261, pp. 1–9, 1999.
- [13] K. Jaic and M. C. Smith, “Enhancing hardware design flows with MyHDL,” in *Proceedings of the 2015 ACM/SIGDA International Symposium on Field-Programmable Gate Arrays*, FPGA ’15, (New York, NY, USA), pp. 28–31, ACM, 2015.
- [14] J. Decaluwe, “Myhdl: a python-based hardware description language,” *Linux journal*, p. 5, 2004.
- [15] “Misoc open source project.” <https://m-labs.hk/gateway.html>. [Accessed: 2018-12-01].
- [16] “ARTIQ open source project.” <https://m-labs.hk/artiq/index.html>. [Accessed: 2018-12-01].
- [17] C. Wolf, “Picorv32 softcore.” <https://github.com/cliffordwolf/picorv32>. [Accessed: 2018-12-01].
- [18] “Spinal/vexriscv softcore.” <https://github.com/SpinalHDL/VexRiscv>. [Accessed: 2018-12-01].
- [19] “Hdmi2usb, open video capture hardware + firmware.” <http://hdmi2usb.tv/home>. [Accessed: 2018-12-01].
- [20] “Micropython, running python on fpga.” <https://fupy.github.io>. [Accessed: 2018-12-01].
- [21] “An open video development board in a pci express form factor.” <https://www.crowdsupply.com/alphamax/netv2>. [Accessed: 2018-12-01].
- [22] “AXIOM beta, a professional digital cinema camera built around foss and open hardware licenses.” <https://www.apertus.org/axiom>. [Accessed: 2018-12-01].
- [23] “Pcie screamer, a tlp sniffer/injector.” <https://github.com/enjoy-digital/pcie-screamer-soc>. [Accessed: 2018-12-01].
- [24] “Trellis : documenting lattice ecp5 bit-stream format.” <https://github.com/SymbiFlow/prjtrellis>. Accessed: [2018-12-01].
- [25] C. Wolf, “Yosys open synthesis suite.” <http://www.clifford.at/yosys/>.