



HAL
open science

Advances of Implicit Description Techniques in Modelling and Control of Switched Systems

Moisés E. Bonilla, Michel Malabre, Vadim Azhmyakov

► **To cite this version:**

Moisés E. Bonilla, Michel Malabre, Vadim Azhmyakov. Advances of Implicit Description Techniques in Modelling and Control of Switched Systems. Elena Zattoni; Anna Maria Perdon; Guisepppe Conte. Structural Methods in the Study of Complex Systems, 482, Springer, pp.203-239, 2019, Lecture Notes in Control and Information Sciences, 978-3-030-18571-8. 10.1007/978-3-030-18572-5_7. hal-02088014

HAL Id: hal-02088014

<https://hal.science/hal-02088014>

Submitted on 26 Nov 2020

HAL is a multi-disciplinary open access archive for the deposit and dissemination of scientific research documents, whether they are published or not. The documents may come from teaching and research institutions in France or abroad, or from public or private research centers.

L'archive ouverte pluridisciplinaire **HAL**, est destinée au dépôt et à la diffusion de documents scientifiques de niveau recherche, publiés ou non, émanant des établissements d'enseignement et de recherche français ou étrangers, des laboratoires publics ou privés.

Metadata of the chapter that will be visualized in SpringerLink

Book Title	Structural Methods in the Study of Complex Systems	
Series Title		
Chapter Title	Advances of Implicit Description Techniques in Modelling and Control of Switched Systems	
Copyright Year	2020	
Copyright HolderName	Springer Nature Switzerland AG	
Author	Family Name	Bonilla
	Particle	
	Given Name	E. Moisés
	Prefix	
	Suffix	
	Role	
	Division	
	Organization	CINVESTAV-IPN, Control Automático, UMI 3175 CINVESTAV -CNRS, A.P. 14-740
	Address	07000, México City, México
	Email	mbonilla@cinvestav.mx
Corresponding Author	Family Name	Malabre
	Particle	
	Given Name	Michel
	Prefix	
	Suffix	
	Role	
	Division	
	Organization	CNRS, LS2N (Laboratoire des Sciences du Numérique de Nantes) UMR 6004, B.P. 92101
	Address	44321 Nantes, Cedex 03, France
	Email	Michel.Malabre@ls2n.fr
Author	Family Name	Azhmyakov
	Particle	
	Given Name	Vadim
	Prefix	
	Suffix	
	Role	
	Division	Department of Mathematical Science
	Organization	Universidad EAFIT
	Address	Medellin, Colombia
	Email	vazhmyako@eafit.edu.co

Abstract Our contribution is devoted to a constructive overview of the implicit system approach in modern control of switched dynamic models. We study a class of non-stationary autonomous switched systems and formally establish the existence of solution. We next incorporate the implicit systems approach into our consideration. At the beginning of the contribution, we also develop a specific system example that is used

for illustrations of various system aspects that we consider. Our research involves among others a deep examination of the reachability property in the framework of the implicit system framework that we propose. Based on this methodology, we finally propose a resulting robust control design for the switched systems under consideration and the proposed control strategy is implemented in the context of the illustrative example.

Chapter 7

Advances of Implicit Description Techniques in Modelling and Control of Switched Systems



E. Moisés Bonilla, Michel Malabre and Vadim Azhmyakov

Abstract Our contribution is devoted to a constructive overview of the implicit system approach in modern control of switched dynamic models. We study a class of non-stationary autonomous switched systems and formally establish the existence of solution. We next incorporate the implicit systems approach into our consideration. At the beginning of the contribution, we also develop a specific system example that is used for illustrations of various system aspects that we consider. Our research involves among others a deep examination of the reachability property in the framework of the implicit system framework that we propose. Based on this methodology, we finally propose a resulting robust control design for the switched systems under consideration and the proposed control strategy is implemented in the context of the illustrative example.

AQ1

Notation

Let us first introduce the necessary notation used in this manuscript.

- Script capitals \mathcal{V} , \mathcal{W} , ... denote finite-dimensional linear spaces with elements v, w, \dots . The dimension of a space \mathcal{V} is denoted by $\dim(\mathcal{V})$, $\mathcal{V} \approx \mathcal{W}$ stands for $\dim(\mathcal{V}) = \dim(\mathcal{W})$. Moreover, in the case $\mathcal{V} \subset \mathcal{W}$, $\frac{\mathcal{W}}{\mathcal{V}}$ or $\mathcal{W} / \mathcal{V}$ stands for the quotient space \mathcal{W} modulo \mathcal{V} . The direct sum of independent spaces is written as \oplus . $X^{-1}\mathcal{V}$ stands for the inverse image of the subspace \mathcal{V} by the linear transformation X . Given a linear transformation $X : \mathcal{V} \rightarrow \mathcal{W}$, the expression $\text{Im} X = X\mathcal{V}$ denotes

E. M. Bonilla
CINVESTAV-IPN, Control Automático, UMI 3175 CINVESTAV -CNRS,
A.P. 14-740, 07000 México City, México
e-mail: mbonilla@cinvestav.mx

M. Malabre (✉)
CNRS, LS2N (Laboratoire des Sciences du Numérique de Nantes)
UMR 6004, B.P. 92101, 44321 Nantes Cedex 03, France
e-mail: Michel.Malabre@ls2n.fr

V. Azhmyakov
Department of Mathematical Science, Universidad EAFIT, Medellín, Colombia
e-mail: vazhmyako@eafit.edu.co

© Springer Nature Switzerland AG 2020

E. Zattoni et al. (eds.), *Structural Methods in the Study of Complex Systems*, Lecture Notes in Control and Information Sciences 482,
https://doi.org/10.1007/978-3-030-18572-5_7

1

its image and $\text{Ker } X$ denotes the corresponding kernel. In the case $\mathcal{V} \approx \mathcal{W}$, we write $X : \mathcal{V} \leftrightarrow \mathcal{W}$. Given a space $\mathcal{X} = \mathcal{S} \oplus \mathcal{T}$, the natural projection on \mathcal{S} along \mathcal{T} is denoted as $P : \mathcal{X} \rightarrow \mathcal{S} // \mathcal{T}$. A zero-dimensional subspace is denoted by $\{0\}$, and the identity operator is I . $e_i \in \mathbb{R}^n$ stands for the vector whose i -th entry is equal to 1 and the other ones are equal to 0. $\{e_k, \dots, e_\ell\}$ stands for the subspace generated by the vectors e_k, \dots, e_ℓ .

- Additionally \mathbb{R}^+ , \mathbb{R}^{+*} , \mathbb{Z}^+ and \mathbb{N} stand for sets of non-negative real numbers, positive real numbers, non-negative integers and correspondingly for positive integers (the natural numbers), respectively. The notations $\mathcal{C}^\infty(\mathbb{R}^+, \mathcal{V})$ and $\mathcal{L}^\infty(\mathbb{R}^+, \mathcal{V})$ are used for the space of infinitely differentiable functions and space of bounded functions from \mathbb{R}^+ to \mathcal{V} .

7.1 Introduction

We review recent contributions related to the implicit linear systems and to the corresponding modelling approaches. We mainly analyse here the effective control design schemes for some specific classes of complex systems, namely, for dynamic systems with switches. First, let us mention the celebrated *implicit systems representation* proposed by Rosenbrock [39]. It was developed in the context of a specific generalization of proper linear systems (see also [28]).

Recall that an *implicit representation* $\Sigma^{imp}(E, A, B, C)$ is a set of differential and algebraic equations of the generic form¹:

$$E dx/dt = Ax + Bu \quad \text{and} \quad y = Cx, \quad \forall t \geq 0, \quad (7.1)$$

where $E : \mathcal{X}_d \rightarrow \mathcal{X}_{eq}$, $A : \mathcal{X}_d \rightarrow \mathcal{X}_{eq}$, $B : \mathcal{U} \rightarrow \mathcal{X}_{eq}$ and $C : \mathcal{X}_d \rightarrow \mathcal{Y}$ are linear maps. The spaces $\mathcal{X}_d \approx \mathbb{R}^n$, $\mathcal{X}_{eq} \approx \mathbb{R}^{n_{eq}}$, $\mathcal{U} \approx \mathbb{R}^m$ and $\mathcal{Y} \approx \mathbb{R}^p$ are usually called the “*descriptor*”, “*equation*” and the “*input*” and the “*output*” spaces, respectively. In [5], it was shown that under the condition $n_{eq} \leq n$ one can constructively describe a linear system with an internal Variable Structure. However, in case $n_{eq} < n$, when the system under consideration is solvable, solutions are generally non-unique. In some sense, there is an additional degree of freedom in (7.1) that can finally incorporate (by an implicit way) a *structure variation*. In [8], a non-square implicit description was effectively used for modelling and control of various classes of linear systems. This effective control approach also includes systems with internal switches. Moreover, the necessary and sufficient conditions for a unique dynamic system behaviour (expressed in terms of the overall implicit model) are developed. These conditions imply existence of the system parts which are associated with the common internal dynamic equation and also with the algebraic constraints. The last one are “*controlled*” (in an hidden way) by the degree of freedom. It was also shown how to include the variable internal structure representation into the common square

¹In the case where there is no output equation $y = Cx$, we simply write $\Sigma^{imp}(E, A, B)$.

implicit descriptions for an (A, E, B) invariant subspace generated by the kernel of the generic output map. The above-mentioned embedding makes it possible to get an unobservable variable internal structure. As a consequence of this effect, a proper closed-loop system with a controllable pre-specified structure was obtained.

In [13], we have taken advantage of the results obtained in [8] for a particular model (a class) of the so-called “*time-dependent, autonomous switched systems*” [29]. In [10], the authors propose a specific variable structure decoupling control strategy based on the celebrated ideal proportional and derivative (PD) feedback. Moreover, our contribution [14] is dedicated to a proper practical approximation of the ideal PD feedback mentioned above. This control strategy “rejects” in some sense the given variable structure and makes it possible to establish the stability property (stabilization) of both implicit control strategies. In [15], the authors have tackled the descriptor variable observation problem for implicit descriptions having *column minimal indices* blocks. In this paper, two concrete design procedures are considered, namely, the (i) *Linear descriptor observers* approach (based on the fault detection techniques) and the (ii) *Indirect variable descriptor observers* technique. The last one is based on the finite time structure detection methodology. In the first design scheme, the observer is composed of the celebrated Beard-Jones filter which makes it possible to observe the existing degree of freedom in rectangular implicit representations. Since this observation is accomplished by a pole-zero cancellation, this technique is reserved to minimum phase systems. The second idea from the contribution mentioned above is based on an adaptive structure detection. This technique is implemented in finite time and guarantees avoiding of possible stability problems (due to the temporarily unstable closed-loop systems into the detection procedure [11]).

Our contribution is organized as follows. In Sect. 7.2, we review a class of *time-dependent autonomous switched systems* which can be studied in combination with the newly developed approach of the *linear time-invariant implicit systems* [8, 13]. In Sect. 7.3, we review some properties of the *rectangular implicit representations* [8, 12]. Section 7.4 is devoted to the important structural property associated with the system reachability [6, 8, 9, 12, 16]. Section 7.5 includes the control strategy development for the *rectangular implicit representations* when the descriptor variable is available [8, 14]. In Sect. 7.6, we present some numerical simulations. Section 7.7 summarizes our contribution.

7.2 Time-Dependent Autonomous Switched Systems

In [13], taking into consideration the analytic results obtained in [8], an important class of the so-called *time-dependent autonomous switched systems* [29, 40] has been considered. It can be formally represented by the following *state-space representation* $\Sigma^{state}(A_{q_i}, B, C_{q_i})$:

$$\frac{d}{dt} \bar{x} = A_{q_i} \bar{x} + Bu \text{ and } y = C_{q_i} \bar{x}, \quad (7.2)$$

where u and y are the input and output variables. Here, q_i are elements of a finite set of indexes (locations) \mathcal{Q} . The system remains in location

$$q_i \in \mathcal{Q} = \{q_1, \dots, q_\eta \mid q_i \in \mathbb{R}^\mu, i \in \{1, \dots, \eta\}\}$$

for all time instants $t \in [T_{i-1}, T_i)$, and some $i \in \mathbb{N}$,

$$T_{i-1} \in \mathfrak{T} \left\{ T_i \in \mathbb{R}^+ \mid T_0 = 0, T_{i-1} < T_i \forall i \in \mathbb{N}, \text{ with } \lim_{i \rightarrow \infty} T_i = \infty \right\}.$$

The matrices A_{q_i} and C_{q_i} have here a particular structure (cf. [33, 42]):

$$A_{q_i} = \bar{A}_0 + \bar{A}_1 \bar{D}(q_i) \text{ and } C_{q_i} = \bar{C}_0 + \bar{C}_1 \bar{D}(q_i), \quad (7.3)$$

where $B \in \mathbb{R}^{\bar{n} \times m}$, $\bar{A}_0 \in \mathbb{R}^{\bar{n} \times \bar{n}}$, $\bar{C}_0 \in \mathbb{R}^{p \times \bar{n}}$, $\bar{A}_1 \in \mathbb{R}^{\bar{n} \times \hat{n}}$, $\bar{C}_1 \in \mathbb{R}^{p \times \hat{n}}$ and $\bar{D}(q_i) \in \mathbb{R}^{\hat{n} \times \hat{n}}$, $i \in \{1, \dots, \eta\}$. Moreover, \bar{A}_1 and B are monic, C_1 and $\bar{D}(q_i)$ are epic, and $\bar{D}(0) = 0$.

Let us first introduce an illustrative example which will be used along with this chapter.

7.2.1 Example (Part 1)

Consider (7.2) and (7.3) with the following state-space matrices ($q = (\alpha, \beta)$):

$$\bar{A}_0 = \begin{bmatrix} 0 & 1 \\ 1 & 0 \end{bmatrix}, \bar{A}_1 = \begin{bmatrix} 1 \\ 1 \end{bmatrix}, B = \begin{bmatrix} 0 \\ 1 \end{bmatrix}, \bar{C}_0 = [0 \ 2], \bar{C}_1 = [1], \bar{D}(q) = [\alpha \ \beta],$$

$$q \in \{q_1, q_2, q_3\}, q_1 = (-1, -1), q_2 = (-1, 0), q_3 = (-1, -2). \quad (7.4)$$

Here

$$A_{q_i} = \begin{bmatrix} \alpha & (1 + \beta) \\ (1 + \alpha) & \beta \end{bmatrix}, B = \begin{bmatrix} 0 \\ 1 \end{bmatrix}, C_{q_i} = [\alpha \ (\beta + 2)]. \quad (7.5)$$

For a pair (α, β) we have an expression of the transfer function ($i \in \{1, 2, 3\}$)

$$F_{q_i}(s) = C_{q_i}(sI - A_{q_i})^{-1}B = \frac{(\beta + 2)s - \alpha}{(s + 1)(s - (1 + \alpha + \beta))}. \quad (7.6)$$

112 For the possible three index values $q \in \mathcal{Q}$, we obtain the corresponding three
 113 dynamic behaviours [37, 44, 45]:

$$\begin{aligned}
 114 \quad \mathfrak{B}_{q_1}^\infty &= \left\{ (u(\cdot), y(\cdot)) \in C^\infty(\mathcal{I}_i, \mathbb{R}^2) \mid \left[-1 \mid (d/dt + 1) \right] \begin{bmatrix} u \\ y \end{bmatrix} = 0 \right\} \\
 115 \quad \mathfrak{B}_{q_2}^\infty &= \left\{ (u(\cdot), y(\cdot)) \in C^\infty(\mathcal{I}_j, \mathbb{R}^2) \mid \left[-(2d/dt + 1) \mid (d/dt + 1)(d/dt) \right] \begin{bmatrix} u \\ y \end{bmatrix} = 0 \right\} \\
 116 \quad \mathfrak{B}_{q_3}^\infty &= \left\{ (u(\cdot), y(\cdot)) \in C^\infty(\mathcal{I}_k, \mathbb{R}^2) \mid \left[-1 \mid (d/dt + 1)(d/dt + 2) \right] \begin{bmatrix} u \\ y \end{bmatrix} = 0 \right\} \quad (7.7)
 \end{aligned}$$

117 associated with the disjoints $\mathcal{I}_i, \mathcal{I}_j, \mathcal{I}_k \in \{ \mathcal{I}_\tau = [T_{\tau-1}, T_\tau) \subset \mathbb{R}^+ \mid \tau \in \mathbb{N}, T_{\tau-1} \in \mathfrak{T} \}$,
 118 $i, j, k \in \mathbb{N}$.

119 Taking into consideration the dynamic “behaviour” determined by Eq. (7.7), one
 120 can interpret it as a result of formally different state-space representations. However,
 121 one can show that it is a consequence of the same system represented by (7.2), (7.3)
 122 and by (7.4). The evident change of its internal structure is caused by the pole-zero
 123 cancellation. The last one generates uncontrollable and/or unobservable modes, see
 124 Fig. 7.1.

125 Comparing Fig. 7.1 with the dynamic behaviours (7.7), one can conclude that the
 126 lack of order of $\mathfrak{B}_{q_1}^\infty$ is due to an unobservable mode $\bar{\mathcal{O}}$. In fact, one could carefully
 127 handle the unobservable subspace for getting a desired internal structure. Indeed,
 128 in [13] we have taken an advantage of the particular structure (7.3) in the sense of
 129 handling the unobservable subspace. This approach also includes the consequent
 130 changes of structure inside a known set of models. Let us refer in that connection
 131 to the so-called *ladder systems* which consider irreducible factors of order 1 over \mathbb{R} ,
 132 irreducible factors of order 2 over \mathbb{R} and lead/lag compensation networks [7, 13].

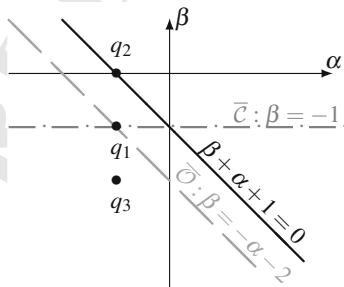


Fig. 7.1 Structural properties of the *state-space representation* $\Sigma^{state}(A_{q_i}, B, C_{q_i})$ with matrices (7.5). The characteristic polynomial is $\det(sI - A_{q_i}) = (s + 1)(s - (1 + \alpha + \beta))$, the

uncontrollable and unobservable modes, $\bar{\mathcal{C}}$ and $\bar{\mathcal{O}}$, are $\det \begin{bmatrix} 0 & (1 + \beta) \\ 1 & \beta \end{bmatrix} = -(1 + \beta)$ and

$$\det \left[\begin{array}{c|c} \alpha & (\beta + 2) \\ \hline (\alpha^2 + (\alpha + 1)(\beta + 2)) & (\alpha(\beta + 1) + \beta(\alpha + 2)) \end{array} \right] = -(2 + \alpha + \beta)^2, \text{ respectively}$$

As it is shown in the next sections, the particular matrices' structure (7.3) of the *time-dependent autonomous switched systems* (7.2) enables its representation by *time-independent linear rectangular implicit descriptions* (7.1). The corresponding control here is given in the form of static or dynamic descriptor variable feedbacks.

7.3 Implicit Systems

Let us come back to the *time-dependent autonomous switched systems* described by (7.2) and (7.3). We next define the *descriptor variable* $x = [\bar{x}^T \hat{x}^T]^T$, where $\hat{x} = -\bar{D}(q_i)\bar{x}$, and get the following expression:

$$\begin{aligned} \begin{bmatrix} \mathbf{I} & \mathbf{0} \\ \mathbf{0} & \mathbf{0} \end{bmatrix} \frac{d}{dt} x &= \begin{bmatrix} \bar{A}_0 & -\bar{A}_1 \\ \bar{D}(q_i) & \mathbf{I} \end{bmatrix} x + \begin{bmatrix} B \\ \mathbf{0} \end{bmatrix} u \\ y &= [\bar{C}_0 \quad -\bar{C}_1] x. \end{aligned} \quad (7.8)$$

From (7.8), we easily deduce that all the possible structure variations of (7.2) and (7.3) share the same dynamics represented by the *rectangular implicit representation*:

$$[\mathbf{I} \ \mathbf{0}] dx/dt = [\bar{A}_0 \ -\bar{A}_1] x + Bu \quad \text{and} \quad y = [\bar{C}_0 \ -\bar{C}_1] x. \quad (7.9)$$

So, if there is a static or dynamic descriptor variable feedback controlling the *rectangular implicit representation* (7.9), it also controls (7.2) and (7.3).

We next review some properties of the *rectangular implicit representations*. These useful properties make it easy to study the *time-dependent autonomous switched systems* in the theoretic framework of *linear time-invariant implicit systems theory*.

7.3.1 Existence of Solution

Let us begin with some formal definitions of the *implicit representation* $\Sigma^{imp}(E, A, B, C)$ of the generic form (cf. (7.1)).

Definition 7.1 (*Implicit representation*) An implicit representation, $\Sigma^{imp}(E, A, B, C)$, is a set of differential and algebraic equations of the form (7.1), where

Hypothesis H1. $\text{Ker } B = \{0\}$ and $\text{Im } C = \mathcal{Y}$.

Hypothesis H2. $\text{Im } [E \ A \ B] = \mathcal{X}_{eq}$.

Definition 7.2 (*Input/descriptor system* [12, 24, 37]) An implicit representation $\Sigma^{imp}(E, A, B)$,

$$E dx/dt = Ax + Bu \quad \forall t \geq 0, \quad (7.10)$$

161 is called an *input/descriptor system*, when for all initial condition $x_0 \in \mathcal{X}_d$, there
 162 exists at least one solution $(u, x) \in \mathcal{C}^\infty(\mathbb{R}^+, \mathcal{U} \times \mathcal{X}_d)$, such that $x(0) = x_0$. The
 163 *input/descriptor system* is completely defined by a triple: $\Sigma_{i/d} = (\mathbb{R}^+, \mathcal{U} \times \mathcal{X}_d,$
 164 $\mathfrak{B}_{[E.A.B]})$, with behaviour:

$$\mathfrak{B}_{[E.A.B]} = \left\{ (u, x) \in \mathcal{C}^\infty(\mathbb{R}^+, \mathcal{U} \times \mathcal{X}_d) \mid \begin{bmatrix} (E d/dt - A) - B \end{bmatrix} \begin{bmatrix} x \\ u \end{bmatrix} = 0 \right\}. \quad (7.11)$$

165
 166 At this point, it is important to clarify what exactly means the qualitative expres-
 167 sion “*there exists at least one solution*”.

168 Let us first review the existence of solution for two conceptually crucial points:

- 169 1. *given any initial condition* and
- 170 2. *for all admissible inputs*.

171 7.3.1.1 Existence of Solution Given Any Initial Condition

172 A. Behavioural approach

173 Following Hautus [20] and Hautus and Silverman [21], Geerts [18] generalized the
 174 solvability results of [19]. An important advantage of this generalization is the natural
 175 way of definition. It is based on the distributional framework [41] and, moreover,
 176 considers the usual time domain associated with the ordinary differential equations.
 177 This fact constitutes the real starting point of the so-called behavioural approach
 178 [37]. Geerts introduced the following definition for the distributional version² of the
 179 *implicit representation* (7.10)³: $pEx = Ax + Bu + Ex_0$.

180 **Definition 7.3** (*C-solvability in the function sense* [18]) Given the *solution set*,
 181 $S_C(x_0, u) \stackrel{\text{def}}{=} \left\{ x \in \mathcal{C}_{\text{imp}}^{nd} \mid [pE - A]x = Bu + Ex_0 \right\}$, the *implicit representation*
 182 (7.10) is *C-solvable in the function sense* if $\forall x_0 \in \mathcal{X}_d \exists u \in \mathcal{C}_{\text{sm}}^m : S_C(x_0, u) \cap$
 183 $\mathcal{C}_{\text{sm}}^n \neq \emptyset$. Given the “*consistent initial conditions set*”, $\mathcal{I}_C \stackrel{\text{def}}{=} \left\{ z_0 \in \mathcal{X}_d \mid \exists u \in \mathcal{C}_{\text{sm}}^m$
 184 $\exists x \in S_C(z_0, u) \cap \mathcal{C}_{\text{sm}}^{nd} : x(0^+) = z_0 \right\}$, and the “*weakly consistent initial conditions*
 185 *set*”, $\mathcal{I}^w \stackrel{\text{def}}{=} \left\{ z_0 \in \mathcal{X}_d \mid \exists u \in \mathcal{C}_{\text{sm}}^m \exists x \in S_C(z_0, u) \cap \mathcal{C}_{\text{sm}}^{nd} \right\}$, a point $x_0 \in \mathcal{X}_d$ is called
 186 *C-consistent* if $x_0 \in \mathcal{I}_C$ and *weakly C-consistent* if $x_0 \in \mathcal{I}^w$.

187 The *C-solvability in the function sense* is concerned with solutions only composed
 188 of some arbitrarily often differentiable ordinary functions. The two notions of consi-
 189 sistency, *C-consistent* and *weakly C-consistent*, lead to *smooth solutions*, namely,

²Geerts [18] considered the linear combinations of impulsive and smooth distributions, with μ coordinates, denoted by $\mathcal{C}_{\text{imp}}^\mu$, as the signal sets. The set $\mathcal{C}_{\text{imp}}^\mu$ is a subalgebra and it can be decomposed as $\mathcal{C}_{\text{p-imp}}^\mu \oplus \mathcal{C}_{\text{sm}}^\mu$, where $\mathcal{C}_{\text{p-imp}}^\mu$ and $\mathcal{C}_{\text{sm}}^\mu$ denote the subalgebras of pure impulses and smooth distributions, respectively [41]. The unit element of this subalgebra is the Dirac delta distribution, δ . Any linear combination of δ and its distributional derivatives $\delta^{(\ell)}$, $\ell > 1$, is called impulsive.

³ Ex_0 stands for $E x_0 \delta$, $x_0 \in \mathcal{X}_d$ being the initial condition, and pEx stands for $\delta^{(1)} * Ex$ ($*$ denotes convolution); if pEx is smooth and $E\dot{x}$ stands for the distribution that can be identified with the ordinary derivative, Edx/dt , then $pEx = E\dot{x} + Ex_{0+}$.

with no impulses, but the C -consistency avoids jumps at the origin, namely, the smooth solutions are continuous on the left. Note that the weakly C -consistent case enables jumps at the origin.

Geerts in [18] characterized the existence of solutions for every initial condition in his main result (see Corollary 3.6, Proposition 4.2 and Theorem 4.5). Hereafter, we summarize some results concerning smooth solutions, together with their geometric equivalences (see [12] for details).

Theorem 7.1 (C -solvability in the function sense [18]) *If $H2$ is fulfilled, then the implicit representation (7.10) is C -solvable in the function sense if and only if $\mathcal{I}^w = \mathcal{X}_d$, namely, if and only if $\text{Im } E + \text{AKer } E + \text{Im } B = \underline{\mathcal{X}}_{eq}$, i.e. if and only if*

$$E\mathcal{V}_{\mathcal{X}_d}^* = \text{Im } E. \quad (7.12)$$

Moreover, the initial conditions will be C -consistent, $\mathcal{I}_C = \mathcal{X}_d$, if and only if $\text{Im } E + \text{Im } B = \underline{\mathcal{X}}_{eq}$, i.e. if and only if

$$E\mathcal{V}_{\mathcal{X}_d}^* + \text{Im } B = \underline{\mathcal{X}}_{eq}. \quad (7.13)$$

$\mathcal{V}_{\mathcal{X}_d}^*$ is the supremal (A, E, B) -invariant subspace contained in \mathcal{X}_d [30, 43],

$$\mathcal{V}_{\mathcal{X}_d}^* \stackrel{\text{def}}{=} \sup \{ \mathcal{V} \subset \mathcal{X}_d \mid A\mathcal{V} \subset E\mathcal{V} + \text{Im } B \}, \quad (7.14)$$

which is the limit of the following algorithm:

$$\mathcal{V}_{\mathcal{X}_d}^0 = \mathcal{X}_d, \quad \mathcal{V}_{\mathcal{X}_d}^{\mu+1} = A^{-1} \left(E\mathcal{V}_{\mathcal{X}_d}^{\mu} + \text{Im } B \right). \quad (7.15)$$

B. Viability approach

In order to study the reachability problem for implicit systems, Frankowska in [16] introduced the specific set-valued map (the set of all admissible velocities) $\mathbf{F} : \mathcal{X}_d \rightsquigarrow \mathcal{X}_d$, $\mathbf{F}(x) = E^{-1}(Ax + \text{Im } B) = \{v \in \mathcal{X} \mid Ev \in Ax + \text{Im } B\}$, and considered the generic differential inclusion:

$$dx/dt \in \mathbf{F}(x), \quad \text{where } x(0) = x_0. \quad (7.16)$$

Frankowska [16] showed that the solutions of (7.10) and (7.16) are the same. Additionally, the meaning of a viable solution was constructively clarified. The largest subspace of such viable solutions is given as follows.

Definition 7.4 (*Viability kernel* [2, 16]) An absolutely continuous function, $x : \mathbb{R}^+ \rightarrow \mathcal{X}_d$, is called a *trajectory* of (7.16), if $x(0) = x_0$ and $dx/dt \in \mathbf{F}(x)$ for almost every $t \in \mathbb{R}^+$, that is to say, if there exists a measurable function, $u : \mathbb{R}^+ \rightarrow \mathcal{U}$, such that $x(0) = x_0$ and $Edx/dt = Ax + Bu$ for almost every $t \in \mathbb{R}^+$.

221 Let \mathcal{K} be a subspace⁴ of \mathcal{X}_d . A trajectory x of (7.16) is called *viable in \mathcal{K}* , if
 222 $x(t) \in \mathcal{K}$ for all $t \geq 0$. The set of such trajectories is called *the set of viable solutions*
 223 *in \mathcal{K}* . The subspace \mathcal{K} is called *a viability domain of \mathbf{F}* , if for all $x \in \mathcal{K} : \mathbf{F}(x) \cap \mathcal{K}$
 224 $\neq \emptyset$. The subspace \mathcal{K} is called *the viability kernel of (7.16)* when it is the largest
 225 viability domain of \mathbf{F} .

226 **Theorem 7.2** (Viability kernel [2]) *The supremal (A, E, B) -invariant subspace*
 227 *contained in \mathcal{X}_d , $\mathcal{V}_{\mathcal{X}_d}^*$, is the viability kernel of \mathcal{X}_d for the set-valued map, $\mathbf{F} :$
 228 $\mathcal{X}_d \rightsquigarrow \mathcal{X}_d$, $\mathbf{F}(x) = E^{-1}(Ax + \text{Im } B)$. Moreover, for all $x_0 \in \mathcal{V}_{\mathcal{X}_d}^*$, there exists a
 229 trajectory, $x \in C^\infty(\mathbb{R}^+, \mathcal{V}_{\mathcal{X}_d}^*)$, solution of (7.10), satisfying $x(0) = x_0$.*

230 A singular system is “strict” when the viability kernel coincides with the whole
 231 descriptor space, \mathcal{X}_d , namely,

$$232 \quad \mathcal{V}_{\mathcal{X}_d}^* = \mathcal{X}_d. \quad (7.17)$$

233 As we have shown in Theorem 7.1, the specific condition (7.13) implies that for
 234 any initial condition $\lim_{t \rightarrow 0^+} x(t) = x_0 \in \mathcal{X}_d$, there exists at least one solution pair
 235 $(u, x) \in C^\infty(\mathbb{R}^+, \mathcal{U} \times \mathcal{X}_d)$ of (7.10).

236 7.3.1.2 Existence of Solution for All Admissible Inputs

237 When an implicit representation $\Sigma^{imp}(E, A, B)$ has a solution for all admissible
 238 inputs, it is simply called *solvable*.

239 **Definition 7.5** (Solvable representation [4]) *The implicit representation (7.10) is*
 240 *called solvable, if for any $u(\cdot) \in C^\infty(\mathbb{R}^+, \mathcal{U})$, there exists at least one trajectory*
 241 *$x(\cdot) \in C^\infty(\mathbb{R}^+, \mathcal{X}_d)$ solution of $[Ed/dt - A]x(t) = Bu(t)$, $\forall t \geq 0$.*

242 **Lemma 7.1** (Existence of solution [25, 27, 28]) *The implicit representation (7.10)*
 243 *admits at least one solution for all $u(\cdot) \in C^\infty(\mathbb{R}^+, \mathcal{U})$*
 244 *if and only if*

$$245 \quad \text{rang}[\lambda E - A B] = \text{rang}[\lambda E - A], \text{ for almost all } \lambda \in \mathbb{C} \quad (7.18)$$

246 *if and only if*

$$247 \quad \text{Im } B \subset \text{Im}(\lambda E - A), \text{ for almost any } \lambda \in \mathbb{C} \quad (7.19)$$

248 *if and only if*

$$249 \quad \text{Im } B \subset \mathcal{B}_1^* + \mathcal{B}_2^*, \quad (7.20)$$

250

⁴We restrict our discussion to subspaces of finite-dimensional vector spaces. In [16] and in [2], these definitions are stated in the more general framework of closed sets of normed vector spaces.

251 where \mathcal{B}_1^* and \mathcal{B}_2^* are the limits of the following geometric algorithms:

252
$$\mathcal{B}_1^0 = \mathcal{X}_{eq}, \quad \mathcal{B}_1^{\mu+1} = EA^{-1}\mathcal{B}_1^\mu \quad (7.21)$$

253
$$\mathcal{B}_2^0 = \{0\}, \quad \mathcal{B}_2^{\mu+1} = AE^{-1}\mathcal{B}_2^\mu. \quad (7.22)$$

255 **Corollary 7.1** (Existence of solution [8]) *The following statements hold true:*

256 1. *If the geometric condition*

257
$$\text{Im } A + \text{Im } B \subset \text{Im } E \quad (7.23)$$

258 *holds, then the implicit representation (7.10) admits at least one solution for*
 259 *all $u(\cdot) \in C^\infty(\mathbb{R}^+, \mathcal{U})$, and for any initial condition $\lim_{t \rightarrow 0^+} x(t) = x_0 \in \mathcal{X}_d$,*
 260 *there exists at least one trajectory $(u, x) \in C^\infty(\mathbb{R}^+, \mathcal{U} \times \mathcal{X}_d)$ solution of (7.10).*

261 2. *If the geometric condition*

262
$$\text{Im } E + \text{Im } A = \mathcal{X}_{eq} \quad (7.24)$$

263 *holds, then the implicit representation (7.10) admits at least one solution for all*
 264 *$u(\cdot) \in C^\infty(\mathbb{R}^+, \mathcal{U})$.*

265 Indeed, (7.23) implies $\mathcal{B}_1^* = \text{Im } E$ and $\mathcal{V}_{\mathcal{X}_d^*} = \mathcal{X}_d$, and (7.24) implies (7.19).

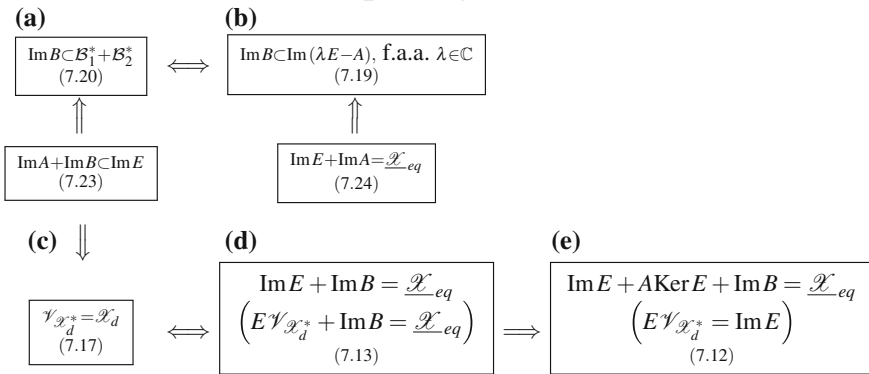


Fig. 7.2 Connexions between the notions of existence of solution. **a, b** Conditions of existence of at least one solution for all admissible inputs of Lebrete [25]. **c** Condition of viable solution of Aubin and Frankowska [2] or smooth solution (without any jump) of Özçaldıran and Haliloğlu [36]. **d** Condition of Geerts [18] guaranteeing that the set of consistent initial conditions equals the whole space. **e** Condition of *C*-solvability in the function sense of Geerts [18] or the condition of Przyłuski and Sosnowski [38] guaranteeing that the set of initial conditions of smooth solutions (with possible jumps) equals the whole space, or the impulse controllability condition of Ishihara and Terra [23], or the impulse-mode controllability with arbitrary initial conditions of Hou [22]

In Fig. 7.2, we compare the solvability conditions of Geerts (7.12) and (7.13), based on a distributional framework, with the solvability condition of Frankowska (7.17), based on a viability approach; as well as the solvability conditions of Lebret [25], (7.19) and (7.20).

7.3.2 Proper Implicit Representations

We now are interested in the proper linear systems in the presence of internal switches, which can be represented and controlled by means of *implicit representations*. Let us first introduce some basic definitions and present the necessary analytic results which naturally lead to *implicit representations* given by a proper linear system with internal structure variations.

Definition 7.6 (Regularity [17]) A pencil $[\lambda E - A]$, with $\lambda \in \mathbb{C}$, is called *regular* if it is square and its determinant is not the zero polynomial. An *implicit representation* $\Sigma^{imp}(E, A, B, C)$ is called *regular* if its pencil $[\lambda E - A]$ is regular.

Definition 7.7 (Internal properness [1, 3]) An *implicit representation* $\Sigma^{imp}(E, A, B, C)$ is called *internally proper* if its pencil $[\lambda E - A]$ is proper, namely, if its pencil is regular and has no infinite elementary divisor greater than 1. In other words, there is no derivative action in the system dynamics.

It is common knowledge that an *implicit representation* is completely characterized by the canonical Kronecker form of its pencil $[\lambda E - A]$, with $\lambda \in \mathbb{C}$. Usually, there are four possible types of suitable blocks [17]:

1. *Finite elementary divisors (fed)*, as for example, $[\lambda E_{fed} - A_{fed}] = \begin{bmatrix} (\lambda - \alpha) & 1 \\ 0 & (\lambda - \alpha) \end{bmatrix}$. The *fed* corresponds to the proper part of the system (integral actions), and it was geometrically characterized by Wong [46] and Bernhard [3].
2. *Infinite elementary divisors (ied)*, as for example, $[\lambda E_{ied} - A_{ied}] = \begin{bmatrix} 1 & \lambda \\ 0 & 1 \end{bmatrix}$. The *ied* corresponds to the non-proper part of the system (time-derivative actions), and it was geometrically characterized by Armentano [1].
3. *Minimal column indices (mci)*, as for example, $[\lambda E_{mci} - A_{mci}] = \begin{bmatrix} \lambda & 1 & 0 \\ 0 & \lambda & 1 \end{bmatrix}$. The *mci* corresponds to the existence of a certain degree of freedom (more variables than equations), and it was geometrically characterized by Armentano [1].
4. *Minimal row indices (mri)*, as for example, $[\lambda E_{mri} - A_{mri}] = \begin{bmatrix} \lambda & 0 \\ 1 & \lambda \\ 0 & 1 \end{bmatrix}$. The *mri* is related with the existence of algebraic and differential constraints on the external signals. For example, an admissible input has to satisfy some given algebraic and differential equations. Clearly, [1] geometrically characterized the *mri*.

300 *Example 7.1* Let us consider the following *implicit representation*:

$$\begin{aligned}
 [E d/dt - A]x - Bu &= \left[\begin{array}{c|cc} \boxed{1} & 0 & 0 \\ \hline 0 & \boxed{[d/dt \ 1]} & \end{array} \right]_{ied} \begin{bmatrix} x_{ied} \\ \bar{x}_{mci} \\ \hat{x}_{mci} \end{bmatrix} - \begin{bmatrix} -1 \\ I \end{bmatrix} u = 0, \\
 y - Cx &= y - [1 \ 2 \ -1] \begin{bmatrix} x_{ied} \\ \bar{x}_{mci} \\ \hat{x}_{mci} \end{bmatrix} = 0,
 \end{aligned}
 \tag{7.25}$$

301

302 and let us suppose that the degree of freedom satisfies the algebraic equation:

$$303 \quad Dx = [a \mid b \ c] \begin{bmatrix} x_{ied} \\ \bar{x}_{mci} \\ \hat{x}_{mci} \end{bmatrix} = 0, \tag{7.26}$$

304 1. if $[a \mid b \ c] = [1 \mid 1 \ 0]$, we then get the non-proper external behaviour:

$$305 \quad y(t) = du(t)/dt, \tag{7.27}$$

306 2. if $[a \mid b \ c] = [0 \mid 1 \ -1]$, we then get the proper external behaviour:

$$307 \quad y(t) = e^{-t} \bar{x}_c(0) + \int_0^t e^{-(t-\tau)} u(\tau) d\tau - u(t). \tag{7.28}$$

308 As we can see from the analysis realized above the existence of the degree of
 309 freedom can lead to a non-proper solution. This fact implies the necessity to add
 310 some specific geometric conditions on the degree of freedom in order that proper
 311 solutions are guaranteed.

312 Let us consider an implicit representation $\Sigma^{ig}(\mathbb{E}, \mathbb{A}, \mathbb{B}, C)$, where $\mathbb{E} : \mathcal{X}_d \rightarrow \mathcal{X}_g$,
 313 $\mathbb{A} : \mathcal{X}_d \rightarrow \mathcal{X}_g$, $\mathbb{B} : \mathcal{U} \rightarrow \mathcal{X}_g$, $C : \mathcal{X}_d \rightarrow \mathcal{Y}$, such that the following hypotheses
 314 are satisfied:

315 *Hypothesis H3.* $\Sigma^{ig}(\mathbb{E}, \mathbb{A}, \mathbb{B}, C)$ satisfies the standard assumptions **H1** and **H2**,
 316 namely,

$$317 \quad \text{Ker } \mathbb{B} = \{0\}, \quad \text{Im } C = \mathcal{Y} \quad \text{and} \quad \text{Im } [\mathbb{E} \ \mathbb{A} \ \mathbb{B}] = \mathcal{X}_g. \tag{7.29}$$

318 *Hypothesis H4.* $\Sigma^{ig}(\mathbb{E}, \mathbb{A}, \mathbb{B}, C)$ admits at least one solution for all $u(\cdot)$
 319 $\in C^\infty(\mathbb{R}^+, \mathcal{U})$, which is implied by (cf. Corollary 7.1 (7.24)):

$$320 \quad \text{Im } \mathbb{E} + \text{Im } \mathbb{A} = \mathcal{X}_g. \tag{7.30}$$

321 *Hypothesis H5.* The differential part of $\Sigma^{ig}(\mathbb{E}, \mathbb{A}, \mathbb{B}, C)$, say $\Sigma^{ir}(E, A, B)$:
 322 $E dx/dt = Ax + Bu$ ($E : \mathcal{X}_d \rightarrow \mathcal{X}_{eq}$, $A : \mathcal{X}_d \rightarrow \mathcal{X}_{eq}$, $B : \mathcal{U} \rightarrow \mathcal{X}_{eq}$, $\mathcal{X}_{eq} \subset$

323 $\underline{\mathcal{X}}_g$), admits at least one solution for all $u(\cdot) \in C^\infty(\mathbb{R}^+, \mathcal{U})$, and for any initial
 324 condition $\lim_{t \rightarrow 0^+} x(t) = x_0 \in \mathcal{X}_d$, there exists at least one trajectory $(u, x) \in$
 325 $C^\infty(\mathbb{R}^+, \mathcal{U} \times \mathcal{X}_d)$ solution of $\Sigma^{ir}(E, A, B)$, which is implied by (cf. Corollary
 326 7.1: (7.23))

$$327 \quad \text{Im } A + \text{Im } B \subset \text{Im } E. \quad (7.31)$$

328 Keeping in mind assumptions (7.29), (7.30) and (7.31), the implicit representation
 329 $\Sigma^{ig}(\mathbb{E}, \mathbb{A}, \mathbb{B}, C)$ can be expressed as follows:

$$330 \quad \underbrace{\begin{bmatrix} E \\ 0 \end{bmatrix}}_{\mathbb{E}} \frac{d}{dt} x = \underbrace{\begin{bmatrix} A \\ D \end{bmatrix}}_{\mathbb{A}} x + \underbrace{\begin{bmatrix} B \\ 0 \end{bmatrix}}_{\mathbb{B}} u \quad \text{and} \quad y = Cx. \quad (7.32)$$

331 **Lemma 7.2** (Σ^{ig} internally proper [8]) *Let us consider the implicit global repre-*
 332 *sentation $\Sigma^{ig}(\mathbb{E}, \mathbb{A}, \mathbb{B}, C)$, (7.32), satisfying the standard assumptions (7.29), and*
 333 *the solvability assumptions (7.30) and (7.31). Then, (7.32) is internally proper if and*
 334 *only if*

$$335 \quad \text{Ker } D \oplus \text{Ker } E = \mathcal{X}_d. \quad (7.33)$$

336 Let us note that assumptions (7.29.c) and (7.30) are equivalent to

$$337 \quad \underline{\mathcal{X}}_g = \text{Im } E \oplus \text{Im } D. \quad (7.34)$$

338 Let us introduce the following implicit representations definitions.

339 **Definition 7.8** (*Rectangular implicit representation*) An implicit representation
 340 $\Sigma^{ir}(E, A, B, C)$,

$$341 \quad E \frac{d}{dt} x = Ax + Bu \quad \text{and} \quad y = Cx, \quad (7.35)$$

342 where the matrices E and A have more columns than rows, and the solvability
 343 condition (7.31) is satisfied, is called *implicit rectangular representation*.

344 **Definition 7.9** (*Algebraic constraint*) An *algebraic constraint* is a set of algebraic
 345 equations independent of the input variable, $\Sigma^{alc}(0, D, 0)$:

$$346 \quad 0 = Dx, \quad (7.36)$$

347 where $D : \mathcal{X}_d \rightarrow \underline{\mathcal{X}}_{alc}$ is a linear map and the finite-dimensional space, $\underline{\mathcal{X}}_{alc}$, is
 348 called the algebraic constraint space.

349 **Definition 7.10** (*Global implicit representation*) If we gather the *implicit rectangu-*
 350 *lar representation* (7.35) with the *algebraic constraint* (7.36), which describes the
 351 degree of freedom, we get the following *global implicit representation*, $\Sigma^{ig}(\mathbb{E}, \mathbb{A},$
 352 $\mathbb{B}, C)$:

$$\mathbb{E} \frac{d}{dt} x = \mathbb{A}x + \mathbb{B}u \text{ and } y = \mathbb{C}x$$

$$\mathbb{E} = \begin{bmatrix} E \\ 0 \end{bmatrix}, \mathbb{A} = \begin{bmatrix} A \\ D \end{bmatrix}, \mathbb{B} = \begin{bmatrix} B \\ 0 \end{bmatrix}. \quad (7.37)$$

The Cartesian product, $\underline{\mathcal{X}}_g \stackrel{\text{def}}{=} \underline{\mathcal{X}}_{eq} \times \underline{\mathcal{X}}_{cal}$, is the space of global equations. We shall assume that (7.34) is satisfied.

7.3.3 Switched Systems

Let us note that the above-mentioned conditions (7.33) and (7.34) imply the following important statement: there exist bases in \mathcal{X}_d and also in $\underline{\mathcal{X}}_g$ such that (7.32) takes the specific form ($\bar{D}(q_i)$ is a variable matrix with respect to the location $q_i \in \mathcal{Q}$):

$$\begin{bmatrix} \mathbf{I} & \mathbf{0} \\ \mathbf{0} & \mathbf{0} \end{bmatrix} \frac{d}{dt} \begin{bmatrix} \bar{x} \\ \hat{x} \end{bmatrix} = \begin{bmatrix} \bar{A}_0 & -\bar{A}_1 \\ \bar{D}(q_i) & \mathbf{I} \end{bmatrix} \begin{bmatrix} \bar{x} \\ \hat{x} \end{bmatrix} + \begin{bmatrix} B \\ 0 \end{bmatrix} u \text{ and } y = [\bar{C}_0 \ -\bar{C}_1] \begin{bmatrix} \bar{x} \\ \hat{x} \end{bmatrix}, \quad (7.38)$$

and defining: $\begin{bmatrix} \bar{x} \\ \tilde{x} \end{bmatrix} = \begin{bmatrix} \mathbf{I} & \mathbf{0} \\ \bar{D}(q_i) & \mathbf{I} \end{bmatrix} \begin{bmatrix} \bar{x} \\ \hat{x} \end{bmatrix}$, we get

$$\begin{bmatrix} \mathbf{I} & \mathbf{0} \\ \mathbf{0} & \mathbf{0} \end{bmatrix} \frac{d}{dt} \begin{bmatrix} \bar{x} \\ \tilde{x} \end{bmatrix} = \begin{bmatrix} (\bar{A}_0 + \bar{A}_1 \bar{D}(q_i)) & \mathbf{0} \\ \mathbf{0} & \mathbf{I} \end{bmatrix} \begin{bmatrix} \bar{x} \\ \tilde{x} \end{bmatrix} + \begin{bmatrix} B \\ 0 \end{bmatrix} u$$

$$y = [(\bar{C}_0 + \bar{C}_1 \bar{D}(q_i)) \ -\bar{C}_1] \begin{bmatrix} \bar{x} \\ \tilde{x} \end{bmatrix}, \quad (7.39)$$

which coincides with *time-dependent autonomous switched systems* (7.2) with the particular structure (7.3).

Remark 7.1 (Implicit representation of switched systems) The *time-dependent autonomous switched systems* (7.2), with the particular structure (7.3), are described by the *global implicit representation* $\Sigma^{ig}(\mathbb{E}, \mathbb{A}_i, \mathbb{B}, C)$ (7.37), where the linear maps $E : \mathcal{X}_d \rightarrow \underline{\mathcal{X}}_{eq}$, $A : \mathcal{X}_d \rightarrow \underline{\mathcal{X}}_{eq}$, $B : \mathcal{U} \rightarrow \underline{\mathcal{X}}_{eq}$, $C : \mathcal{X}_d \rightarrow \mathcal{Y}$ and $D_i : \mathcal{X}_d \rightarrow \underline{\mathcal{X}}_{alc}$ are equal to

$$E = [\mathbf{I} \ \mathbf{0}], \quad A = [\bar{A}_0 \ -\bar{A}_1], \quad C = [\bar{C}_0 \ -\bar{C}_1], \quad D_i = [\bar{D}(q_i) \ \mathbf{I}]. \quad (7.40)$$

- The fixed structure of all $\Sigma^{ig}(\mathbb{E}, \mathbb{A}_i, \mathbb{B}, C)$, which is active for a particular D_i , is described by the *implicit rectangular representation* $\Sigma^{ir}(E, A, B, C)$ (7.1).
- The degree of freedom is characterized by the *algebraic constraints* $\Sigma^{alc}(0, D_i, 0)$ (7.36).
- Since $\dim \underline{\mathcal{X}}_{eq} < \dim \mathcal{X}_d$, there then exists a degree of freedom.

- 376 • Since $\text{Im } A + \text{Im } B \subset \text{Im } E = \mathcal{X}_{eq}$, $\Sigma^{ir}(E, A, B, C)$ admits at least one solution
 377 for all $u(\cdot) \in C^\infty(\mathbb{R}^+, \mathcal{U})$, and for any initial condition $\lim_{t \rightarrow 0^+} x(t) = x_0 \in$
 378 \mathcal{X}_d , there exists at least one trajectory $(u, x) \in C^\infty(\mathbb{R}^+, \mathcal{U} \times \mathcal{X}_d)$ solution of
 379 $\Sigma^{ir}(E, A, B)$.
- 380 • Since $\text{Im } D_i = \mathcal{X}_{alc}$ and $\mathcal{X}_{eq} \times \mathcal{X}_{alc} \approx \mathcal{X}_d$ for all $i \in \{1, \dots, \eta\}$ then the
 381 $\Sigma^{ig}(\mathbb{E}, \mathbb{A}_i, \mathbb{B}, C)$ have unique solutions for any $i \in \{1, \dots, \eta\}$.
- 382 • Since $\text{Ker } D_i \oplus \text{Ker } E = \mathcal{X}_d$ for all $i \in \{1, \dots, \eta\}$ then the *implicit global repre-*
 383 *sentations* $\Sigma^{ig}(\mathbb{E}, \mathbb{A}_i, \mathbb{B}, C)$ are proper.

384 7.3.4 Example (Part 2)

385 Let us continue Example 7.2.1

386 A. Global implicit representation

387 The *state-space representation* $\Sigma^{state}(A_{q_i}, B, C_{q_i})$, (7.2) and (7.5), is also repre-
 388 sented by the following *global implicit representation* (cf. (7.39)):

$$\begin{aligned}
 & \begin{array}{c} \text{Ker } E \\ \leftarrow \hspace{1.5cm} \rightarrow \\ \left[\begin{array}{ccc|c} 1 & 0 & 0 & 0 \\ 0 & 1 & 0 & 0 \\ \hline 0 & 0 & 0 & 0 \end{array} \right] \\ \text{DKer } E \uparrow \hspace{0.5cm} \downarrow \text{EKer } D \end{array} \frac{d}{dt} \begin{bmatrix} \bar{x} \\ \bar{x} \end{bmatrix} = \begin{array}{c} \text{Ker } D \\ \leftarrow \hspace{1.5cm} \rightarrow \\ \left[\begin{array}{cc|cc} \alpha & (1+\beta) & 0 & 0 \\ (1+\alpha) & \beta & 0 & 0 \\ \hline 0 & 0 & 0 & 1 \end{array} \right] \begin{bmatrix} \bar{x} \\ \bar{x} \end{bmatrix} + \begin{bmatrix} 0 \\ 1 \\ 0 \end{bmatrix} u \\ \\ \left[\begin{array}{cc|c} \alpha & (\beta+2) & -1 \\ \hline & & 1 \end{array} \right] \begin{bmatrix} \bar{x} \\ \bar{x} \end{bmatrix} \\ y \end{array} \tag{7.41}
 \end{aligned}$$

390 Let us note that

- 391 • $\text{Im } A + \text{Im } B \subset \text{Im } E$, $\mathcal{X}_g = \text{EKer } D \oplus \text{DKer } E = \text{Im } E \oplus \text{Im } D$ and \mathcal{X}_d
 392 $= \text{Ker } D \oplus \text{Ker } E$ then the *implicit global representation* (7.41) is externally proper
 393 (cf. Lemma 7.2).
- 394 • The part limited to $\text{Ker } E$ and $\text{DKer } E$ is algebraically redundant.
- 395 • The part of the *implicit global representation* (7.41) limited to $\text{Ker } D$, in the domain,
 396 and to $\text{EKer } D$, in the co-domain, which matrices are depicted with continuous
 397 lines, coincides with the state representations (7.2) and (7.5).
- 398 • The upper part of the *implicit global representation* (7.41) is an *implicit rectan-*
 399 *gular representation*, in which matrices are depicted with dashed lines. This part
 400 explicitly contains the changes in the behaviour which are due to the switches in
 401 the α and β parameters.
- 402 • The lower part of the *implicit global representation* (7.41) is an *algebraic con-*
 403 *straint* which includes the components of the descriptor variable which are always
 404 zero.

B. Fixed structure

Premultiplying (7.41) by $\begin{bmatrix} 1 & 0 & | & -1 \\ 0 & 1 & | & -1 \\ \hline 0 & 0 & | & 1 \end{bmatrix}$, and defining: $x = \begin{bmatrix} \bar{x} \\ \hat{x} \end{bmatrix} = \begin{bmatrix} 1 & 0 & | & 0 \\ 0 & 1 & | & 0 \\ \hline -\alpha & -\beta & | & 1 \end{bmatrix} \begin{bmatrix} \bar{x} \\ \hat{x} \end{bmatrix}$,

we get the *implicit global representation* $\Sigma^{ig}(\mathbb{E}, \mathbb{A}_i, \mathbb{B}, C)$ (cf. (7.37)):

$$\begin{bmatrix} 1 & 0 & 0 \\ 0 & 1 & 0 \\ 0 & 0 & 0 \end{bmatrix} \frac{d}{dt}x = \begin{bmatrix} 0 & 1 & -1 \\ 1 & 0 & -1 \\ \alpha & \beta & 1 \end{bmatrix} x + \begin{bmatrix} 0 \\ 1 \\ 0 \end{bmatrix} u \text{ and } y = [0 \ 2 \ -1] x. \quad (7.42)$$

In the upper part of the *implicit global representation* (7.42), we get the *rectangular implicit representation* $\Sigma^{ir}(E, A, B, C)$ (cf. (7.35)):

$$\begin{bmatrix} 1 & 0 & 0 \\ 0 & 1 & 0 \end{bmatrix} \frac{d}{dt}x = \begin{bmatrix} 0 & 1 & -1 \\ 1 & 0 & -1 \end{bmatrix} x + \begin{bmatrix} 0 \\ 1 \end{bmatrix} u \text{ and } y = [0 \ 2 \ -1] x. \quad (7.43)$$

In the lower part of the *implicit global representation* (7.42), we get the *algebraic constraint* $\Sigma^{alc}(0, D_i, 0)$ (cf. (7.36)):

$$0 = [\alpha \ \beta \ 1] x. \quad (7.44)$$

C. Kronecker normal form

In order to better understand how the internal structure variation is acting in the implicit representations $\Sigma^{ig}(\mathbb{E}, \mathbb{A}_i, \mathbb{B}, C)$ and $\Sigma^{ir}(E, A, B, C)$, let us obtain their respective Kronecker normal forms.

C.1 Kronecker normal forms of $\Sigma^{ig}(\mathbb{E}, \mathbb{A}_i, \mathbb{B}, C)$:

- If $\beta = -1$:

$$G_{ig1}[\lambda\mathbb{E} - \mathbb{A}_i]D_{ig1} = \begin{bmatrix} \boxed{1}_{ied} & 0 & 0 \\ 0 & \boxed{(\lambda - \alpha)}_{fed} & 0 \\ 0 & 0 & \boxed{(\lambda + 1)}_{fed} \end{bmatrix}. \quad (7.45)$$

- If $\beta \neq -1$ and $\alpha + \beta = -2$:

$$G_{ig2}[\lambda\mathbb{E} - \mathbb{A}_i]D_{ig2} = \begin{bmatrix} \boxed{1}_{ied} & 0 & 0 \\ 0 & \boxed{(\lambda + 1)}_{fed} & 1 \\ 0 & 0 & \boxed{(\lambda + 1)}_{fed} \end{bmatrix}. \quad (7.46)$$

- If $\beta \neq -1$ and $\alpha + \beta \neq -2$:

$$G_{ig3}[\lambda \mathbb{E} - \mathbb{A}_i]D_{ig3} = \begin{bmatrix} \boxed{1}_{ied} & 0 & 0 \\ 0 & \boxed{(\lambda - 1 - \alpha - \beta)}_{fed} & 0 \\ 0 & 0 & \boxed{(\lambda + 1)}_{fed} \end{bmatrix}, \quad (7.47)$$

where $G_{ig1} = \begin{bmatrix} 0 & 0 & -1 \\ 1 & 0 & 1 \\ -1 & 1 & 0 \end{bmatrix}$, $D_{ig1} = \begin{bmatrix} 0 & 1 & 0 \\ 0 & 1 & 1 \\ 1 & (1 - \alpha) & 1 \end{bmatrix}$, G_{ig2}

$= \begin{bmatrix} 0 & 0 & -1 \\ 1 & 0 & 1 \\ (1 + \beta) & -(1 + \beta) & 0 \end{bmatrix}$, $D_{ig2} = \begin{bmatrix} 0 & 1 & 0 \\ 0 & 1 & -\frac{1}{1+\beta} \\ 1 & 2 & \frac{\beta}{1+\beta} \end{bmatrix}$, $G_{ig3} =$

$\begin{bmatrix} 0 & 0 & -1 \\ \left(1 - \frac{1+\beta}{2+\alpha+\beta}\right) & \frac{1+\beta}{2+\alpha+\beta} & 1 \\ (1 + \beta) & -(1 + \beta) & 0 \end{bmatrix}$ and $D_{ig3} = \begin{bmatrix} 0 & 1 & \frac{1}{2+\alpha+\beta} \\ 0 & 1 & \left(\frac{1}{2+\alpha+\beta} - \frac{1}{(1+\beta)}\right) \\ 1 & -(\alpha + \beta) & \left(\frac{\beta}{1+\beta} - \frac{\alpha+\beta}{2+\alpha+\beta}\right) \end{bmatrix}$.

C.2 Kronecker normal form of $\Sigma^{ir}(E, A, B, C)$:

$$G_{ir}[\lambda E - A]D_{ir} = \begin{bmatrix} \boxed{\lambda \ 1}_{mci} & 0 \\ 0 \ 0 & \boxed{(\lambda + 1)}_{fed} \end{bmatrix} \quad (7.48)$$

where $G_{ir} = \begin{bmatrix} 1 & 0 \\ -1 & 1 \end{bmatrix}$ and $D_{ir} = \begin{bmatrix} 1 & 0 & 0 \\ 1 & 0 & 1 \\ 1 & 1 & 1 \end{bmatrix}$.

Remark 7.2 (Internal structure variation) When we split the global implicit representation $\Sigma^{ig}(\mathbb{E}, \mathbb{A}, \mathbb{B}, C)$, (7.41), via the global implicit representation $\Sigma^{ig}(\mathbb{E}, \mathbb{A}_i, \mathbb{B}, C)$, (7.42), into the rectangular implicit representation $\Sigma^{ir}(E, A, B, C)$, (7.43), and the algebraic constraint $\Sigma^{alc}(0, D_k, 0)$, (7.44), we get the common structure of the system which is described by $\Sigma^{ir}(E, A, B, C)$ (7.43).

When comparing the Kronecker normal forms, (7.45), (7.46) and (7.47), of the pencils associated with (7.42), with the Kronecker normal form, (7.48), of the pencil associated with (7.43), we realize that the **variable internal structure** of the global implicit representation (7.42) is taken into account by the **fixed block minimal column index** of the Kronecker normal form (7.48), $\boxed{\lambda \ 1}_{mci}$, associated with the rectangular implicit representation (7.43).

7.4 Reachability

Reachability is the most important concept studied in System Theory, since it characterizes the set of vectors which can be reached from the origin, in a finite time, following trajectories, solutions of the system. For *state-space representations* $\Sigma^{state}(A, B)$, $dx/dt = Ax + Bu$, this set of vectors is geometrically characterized by the reachability subspace (see, for example, [47]):

$$\mathcal{R}^* = \langle A \mid \text{Im } B \rangle \stackrel{\text{def}}{=} \text{Im } B + A\text{Im } B + \cdots + A^{n-1}\text{Im } B, \quad (7.49)$$

and the trajectories are generated by the external control input, u .

For the case of *implicit representations*—/ $\Sigma^{imp}(E, A, B)$, $E dx/dt = Ax + Bu$, where E and A are square but $[\lambda E - A]$ is not necessarily invertible, Özçaldıran extended his geometric characterization of reachability by considering the supremal (A, E, B) reachability subspace contained in \mathcal{X}_d [34, 35]:

$$\mathcal{R}_{\mathcal{X}_d}^* = \mathcal{V}_{\mathcal{X}_d}^* \cap \mathcal{S}_{\mathcal{X}_d}^*, \quad (7.50)$$

where $\mathcal{V}_{\mathcal{X}_d}^*$ is the supremal (A, E, B) -invariant subspace contained in \mathcal{X}_d (7.14), computed by (7.15), and $\mathcal{S}_{\mathcal{X}_d}^*$ is the infimal (E, A, B) -invariant subspace associated with $\text{Im } B$,

$$\mathcal{S}_{\mathcal{X}_d}^* = \inf \{ \mathcal{S} \subset \mathcal{X}_d \mid \mathcal{S} = E^{-1}(A\mathcal{S} + \text{Im } B) \}, \quad (7.51)$$

which is the limit of the algorithm:

$$\mathcal{S}_{\mathcal{X}_d}^0 = \text{Ker } E, \quad \mathcal{S}_{\mathcal{X}_d}^{\mu+1} = E^{-1}(A\mathcal{S}_{\mathcal{X}_d}^{\mu} + \text{Im } B). \quad (7.52)$$

The geometric characterization of $\mathcal{R}_{\mathcal{X}_d}^*$, given by (7.50), (7.14) and (7.51), is a nice generalization of the classical state-space characterization (7.49). Indeed, for $\Sigma^{state}(A, B) = \Sigma^{imp}(I, A, B)$: $\mathcal{V}_{\mathcal{X}}^* = \mathcal{X}$ and $\mathcal{S}_{\mathcal{X}}^* = \langle A \mid \text{Im } B \rangle$. Thus, it would appear quite natural that for the more general representations $\Sigma^{imp}(E, A, B)$, with E and A not necessarily square, the reachability would be also characterized by $\mathcal{R}_{\mathcal{X}_d}^*$.

The trueness of this conjecture was established by Frankowska [16] using tools of differential inclusions. But, as enhanced later on, this reachability concept needed to be further determined in order to discriminate the action of an effective external control input from an internal degree of freedom.

Indeed, the trajectories generated by $\Sigma^{imp}(E, A, B)$ depend on the initial conditions, $x(0)$, and not only on the external control input, but also possibly on internal degrees of freedom, which are completely free and unknown. Since the system $\Sigma^{imp}(E, A, B)$ represented by (7.10) has more unknowns than equations, when a solution does exist, this is, in general, non-unique. The possible resulting trajectories can be studied within so-called *viability domains*, see Frankowska [16].

7.4.1 $\mathcal{R}_{\mathcal{X}_d}^*$: Reachable Subspace

Frankowska formally defined reachability as follows:

Definition 7.11 (Reachability [16]) The implicit representation (7.10) is called *reachable* if for any possible $x_0, x_1 \in \mathcal{X}_d$ and for any time $t_1 > t_0 \geq 0$, there exists a trajectory $x(\cdot)$, solution of (7.10), such that $x(t_0) = x_0$ and $x(t_1) = x_1$.

And using tools of differential inclusions, she proved for the more general case.

Theorem 7.3 (Reachability [2, 16]) For any $t_1 > t_0 \geq 0$, the reachable subspace of (7.10) at time t_1 , starting from any initial value $x(t_0)$, is equal to $\mathcal{R}_{\mathcal{X}_d}^*$. Moreover, $\mathcal{R}_{\mathcal{X}_d}^*$ is the largest subspace such that for any $x_0, x_1 \in \mathcal{R}_{\mathcal{X}_d}^*$ and any $t_1 > t_0 \geq 0$, there exists a trajectory $x(\cdot) \in C^\infty(\mathbb{R}^+, \mathcal{R}_{\mathcal{X}_d}^*)$, solution of (7.10), with $x(t_0) = x_0$ and $x(t_1) = x_1$.

Note that the reachability Definition 7.11 requires no explicit control action!

In order to have a better understanding of Frankowska's reachability concept, let us decompose the *descriptor* and *equation* spaces in function of the supremal (A, E, B) -invariant subspace contained in \mathcal{X}_d , $\mathcal{V}_{\mathcal{X}_d}^*$, and of the supremal (A, E, B) reachability subspace contained in \mathcal{X}_d , $\mathcal{R}_{\mathcal{X}_d}^*$.

In the third Lemma of [12], it is proved that there exist some complementary subspaces, $\mathcal{X}_1, \mathcal{X}_2, \mathcal{B}_C$ and \mathcal{R}_C , such that

$$\begin{aligned} \mathcal{X}_d &= \mathcal{V}_{\mathcal{X}_d}^* \oplus \mathcal{X}_1, \\ \mathcal{V}_{\mathcal{X}_d}^* &= \mathcal{R}_{\mathcal{X}_d}^* \oplus \mathcal{X}_2, \\ \mathcal{R}_{\mathcal{X}_d}^* &= \mathcal{R}_C \oplus (\mathcal{R}_{\mathcal{X}_d}^* \cap \text{Ker} E), \end{aligned} \quad (7.53)$$

$$\begin{aligned} \mathcal{X}_{eq} &= (E\mathcal{V}_{\mathcal{X}_d}^* + \text{Im} B) \oplus A\mathcal{X}_1, \\ E\mathcal{V}_{\mathcal{X}_d}^* + \text{Im} B &= (A\mathcal{R}_{\mathcal{X}_d}^* + \text{Im} B) \oplus E\mathcal{X}_2, \\ A\mathcal{R}_{\mathcal{X}_d}^* + \text{Im} B &= E\mathcal{R}_{\mathcal{X}_d}^* \oplus \mathcal{B}_C, \end{aligned} \quad (7.54)$$

$$\mathcal{U} = B^{-1}E\mathcal{R}_{\mathcal{X}_d}^* \oplus B^{-1}\mathcal{B}_C, \quad (7.55)$$

satisfying

$$\begin{aligned} \mathcal{R}_C &\approx E\mathcal{R}_{\mathcal{X}_d}^*, \quad \mathcal{X}_2 \approx E\mathcal{X}_2, \quad \mathcal{X}_1 \approx A\mathcal{X}_1, \\ \mathcal{V}_{\mathcal{X}_d}^* \cap \text{Ker} E &= \mathcal{R}_{\mathcal{X}_d}^* \cap \text{Ker} E, \quad \text{Im} B \cap E\mathcal{V}_{\mathcal{X}_d}^* = \text{Im} B \cap E\mathcal{R}_{\mathcal{X}_d}^*. \end{aligned} \quad (7.56)$$

502 Given the geometric decompositions (7.53), (7.54) and (7.55), the implicit repre-
 503 sentation (7.10) takes the following form (recall (7.56)):

$$\begin{aligned}
 & \begin{array}{c} E\mathcal{V}_{\mathcal{X}_d}^* + \text{Im}B \\ \mathcal{R}_C \\ \mathcal{R}_C \cap \text{Ker}E \\ \mathcal{R}_2 \\ \mathcal{R}_1 \end{array} \begin{bmatrix} I_C & 0 & & \\ 0 & 0 & & \\ 0 & & I_2 & \\ 0 & & & 0 \end{bmatrix} \begin{array}{c} \mathcal{R}_C \\ \mathcal{R}_C \\ \mathcal{R}_2 \\ \mathcal{R}_1 \end{array} \begin{array}{c} \mathcal{R}_C \\ \mathcal{R}_C \cap \text{Ker}E \\ \mathcal{R}_2 \\ \mathcal{R}_1 \end{array} \\
 \frac{d}{dt}x &= \begin{array}{c} A\mathcal{B}\mathcal{R}_{\mathcal{X}_d}^* + \text{Im}B \\ \mathcal{R}_{\mathcal{X}_d}^* \\ \mathcal{V}_{\mathcal{X}_d}^* \\ \mathcal{X}_1 \end{array} \begin{bmatrix} \overline{A}_{1,1} & \overline{A}_{1,2} & \widehat{A}_1 & \\ \overline{A}_{2,1} & \overline{A}_{2,2} & \widehat{A}_2 & 0 \\ 0 & & \widehat{A}_3 & \\ 0 & & & I_1 \end{bmatrix} x + \begin{array}{c} B^{-1}E\mathcal{R}_{\mathcal{X}_d}^* \\ B^{-1}\mathcal{B}_C \\ \mathcal{B}_C \end{array} \begin{bmatrix} \overline{B}_1 & 0 \\ 0 & I_{\mathcal{B}_C} \\ 0 \\ 0 \end{bmatrix} u
 \end{aligned}
 \tag{7.57}$$

504
 505 In the third Lemma of [12], it is also proved that

$$E\mathcal{R}_{\mathcal{X}_d}^* = \left[\overline{A}_{1,1} \mid \text{Im} \left[\overline{A}_{1,2} \ \overline{B}_1 \right] \right].
 \tag{7.58}$$

- $E\mathcal{R}_{\mathcal{X}_d}^*$ has the form of the classical state reachable subspace (7.49).
- $E\mathcal{R}_{\mathcal{X}_d}^*$ is handled by two actions: (i) the input action, via $\text{Im} \overline{B}_1$, and (ii) the internal degree of freedom action, via $\text{Im} \overline{A}_{1,2}$.
- The pair $(\overline{A}_{1,1}, [\overline{A}_{1,2} \ \overline{B}_1])$ is reachable in the classical state sense.

508 *Example 7.2* Let us consider the following implicit representation, which is consti-
 509 tuted by a *minimal column index* and has no input actions:

$$[1 \ 0] \frac{d}{dt} \begin{bmatrix} \bar{x} \\ \hat{x} \end{bmatrix} = [0 \ 1] \begin{bmatrix} \bar{x} \\ \hat{x} \end{bmatrix} + [0] u.
 \tag{7.59}$$

511 Let us compute its reachability subspace $\mathcal{R}_{\mathcal{X}_d}^*$: From algorithms (7.15) and (7.52),
 512 we get

$$\mathcal{R}_{\mathcal{X}_d}^* = \mathcal{V}_{\mathcal{X}_d}^* = \{e_1, e_2\} = \mathcal{X}_d,$$

514 and also (cf. (7.53), (7.54) and (7.55)):

$$\begin{aligned}
 \text{Im} E &= E\mathcal{R}_{\mathcal{X}_d}^* = \mathcal{R}_C = \{e_1\}, \quad \mathcal{R}_{\mathcal{X}_d}^* \cap \text{Ker}E = \{e_2\}, \\
 \mathcal{B}_C &= \text{Im} B = B^{-1}E\mathcal{R}_{\mathcal{X}_d}^* = B^{-1}\mathcal{B}_C = \{0\}.
 \end{aligned}$$

516 The matrices involved in (7.57) are

$$\overline{A}_{1,1} = 0, \quad \overline{A}_{1,2} = 1, \quad \overline{A}_{2,1} = \overline{A}_{2,2} = \emptyset, \quad \overline{B}_1 = 0, \quad I_C = 1, \quad I_{\mathcal{B}_C} = \emptyset.$$

- (7.59) is reachable: $\mathcal{R}_{\mathcal{X}_d}^* = \mathcal{V}_{\mathcal{X}_d}^*$.
- (7.59) has no inputs actions: $\text{Im } B = \{0\}$.
- (7.59) is handled by its internal degree of freedom: $E\mathcal{R}_{\mathcal{X}_d}^* = \langle \bar{A}_{1,1} \mid \text{Im} [\bar{A}_{1,2} \ \bar{B}_1] \rangle = \langle 0 \mid \text{Im} [1 \ 0] \rangle$.

518

519 7.4.2 External Reachability

520 In order to avoid the pathologies illustrated in the previous example, in [6] we have
521 introduced the concept of *external reachability*.

522 **Definition 7.12** (*External reachability* [6]) The implicit representation (7.10) is
523 called *externally reachable* (by *P.D.* feedback) if

- 524 • It is *reachable*.
- 525 • The spectrum of $\lambda(E - BF_d) - (A + BF_p)$ can be freely assigned by the selection
526 of $u = F_px + F_d dx/dt$.

527 **Theorem 7.4** (*External reachability* [6]) (7.10) is externally reachable (by *P.D.*
528 *feedback*) if and only if

$$529 \mathcal{R}_{\mathcal{X}_d}^* = \mathcal{X}_d \tag{7.60}$$

$$530 \dim \left(\frac{\text{Im } B}{E\mathcal{V}_{\mathcal{X}_d}^* \cap \text{Im } B} \right) \geq \dim (\mathcal{V}_{\mathcal{X}_d}^* \cap \text{Ker } E). \tag{7.61}$$

- 532 • To prove this, Theorem, Bonilla, and Malabre [6] have used tools from Kronecker
533 theory.
- 534 • Theorem 7.4 is the combination of the notion of *reachability* by Frankowska [16]
535 and the notion of *unicity of the descriptor variable solution* by Lebet [25]
- 536 • Indeed, if there exists a proportional and derivative feedback of the descriptor
537 variable which insures the unicity of the descriptor variable, no internal degree of
538 freedom will be present. This implies that the trajectory of the descriptor variable
539 is compulsorily due to an action of the external control input.

540 *Example 7.3* Let us consider again the implicit representation (7.59) of Example 7.2.
541 For that example, we have computed $\mathcal{R}_{\mathcal{X}_d}^* = \mathcal{X}_d$, $\mathcal{B}_C = \{0\}$ and $\mathcal{R}_{\mathcal{X}_d}^* \cap \text{Ker } E =$
542 $\{e_2\} \approx \mathbb{R}^1$. Hence, Theorem 7.4 is not satisfied.

543 This means that there exists no external control input $u \in C^\infty(\mathbb{R}^+, \mathcal{U})$, to control
544 the whole descriptor variable, x of system (7.59).

545 *Example 7.4* If we add an effective input action to (7.59), say

$$546 \quad [1 \ 0] \frac{d}{dt} \begin{bmatrix} \bar{x} \\ \hat{x} \end{bmatrix} = [0 \ 1] \begin{bmatrix} \bar{x} \\ \hat{x} \end{bmatrix} + [1] u, \quad (7.62)$$

547 we get from algorithms (7.15) and (7.52): $\mathcal{R}_{\mathcal{X}_d}^* = \mathcal{V}_{\mathcal{X}_d}^* = \{e_1, e_2\} = \mathcal{X}_d$, which
 548 imply $\text{Im } B = \text{Im } E = E\mathcal{R}_{\mathcal{X}_d}^* = \text{Im } B \cap E\mathcal{R}_{\mathcal{X}_d}^* = \{e_1\} \approx \mathbb{R}^1$ and $\mathcal{R}_{\mathcal{X}_d}^* \cap \text{Ker } E =$
 549 $\{e_2\} \approx \mathbb{R}^1$. Hence, Theorem 7.4 is still not satisfied. This means that there exists no
 550 external control input $u \in C^\infty(\mathbb{R}^+, \mathcal{U})$ able to control the whole descriptor variable,
 551 x , of system (7.62).

552 However, we would like to control, at least partly, systems with representations like (7.62).

553 7.4.3 Externally Assignable Output Dynamics

554 In order to partly control implicit representations with an internal degree of free-
 555 dom, like (7.62), we have introduced in [9] the concept of *external output dynamics*
 556 *assignment*.

557 **Definition 7.13** (*External output dynamics assignment* [9]) The implicit representa-
 558 tion (7.10) has an *assignable external output dynamics* when there exists a *P.D.*
 559 feedback $u = F_p x + F_d dx/dt + u_r$ such that the closed-loop system is *externally*
 560 *reachable*.

561 **Theorem 7.5** (*External output dynamics assignment* [9]) *The implicit representa-*
 562 *tion* $\Sigma^{imp}(E, A, B, C)$, (7.1), *has an assignable external output dynamics if and only*
 563 *if*

$$564 \quad \mathcal{R}_{\mathcal{X}_d}^* + \mathcal{V}^* = \mathcal{X}_d \quad (7.63)$$

$$566 \quad \dim \left(\frac{\text{Im } B}{E\mathcal{V}_{\mathcal{X}_d}^* \cap \text{Im } B} \right) \geq \dim(\mathcal{V}_{\mathcal{X}_d}^* \cap \text{Ker } E) - \dim(\mathcal{V}^* \cap E^{-1} \text{Im } B), \quad (7.64)$$

567 \mathcal{V}^* is the supremal (A, E, B) invariant subspace contained in $\text{Ker } C$ [30, 31],

$$568 \quad \mathcal{V}^* \stackrel{\text{def}}{=} \sup \{ \mathcal{V} \subset \text{Ker } C \mid A\mathcal{V} \subset E\mathcal{V} + \text{Im } B \}, \quad (7.65)$$

569 which is the limit of the following algorithm:

$$570 \quad \mathcal{V}^0 = \mathcal{X}_d, \quad \mathcal{V}^{\mu+1} = \text{Ker } C \cap A^{-1}(E\mathcal{V}^\mu + \text{Im } B). \quad (7.66)$$

571 \mathcal{V}^* characterizes the supremal part of the implicit representation $\Sigma^{imp}(E, A, B, C)$
 572 which can be made unobservable when using a *P.D.* feedback $u = F_p x + F_d dx/dt$
 573 $+ u_r$, namely, for all derivative feedback $F_d : \mathcal{X}_d \rightarrow \mathcal{U}$ there exists a proportional
 574 feedback $F_p : \mathcal{X}_p \rightarrow \mathcal{U}$, such that $(A + BF_p)\mathcal{V}^* \subset (E - BF_d)\mathcal{V}^*$. The set feed-
 575 back pairs (F_p, F_d) satisfying this geometric inclusion is noted as $\mathbf{F}(\mathcal{V}^*)$.

576 Condition (7.64) has been established by Lebrez [25] to guarantee unicity of the
 577 output.

578 *Example 7.5* For the implicit representation (7.62) of Example 7.4, let us add an
 579 output equation:

$$580 \quad [1 \ 0] \frac{d}{dt} \begin{bmatrix} \bar{x} \\ \hat{x} \end{bmatrix} = [0 \ 1] \begin{bmatrix} \bar{x} \\ \hat{x} \end{bmatrix} + [1] u \text{ and } y = [a \ b] x, \quad (7.67)$$

581 with $a^2 + b^2 \neq 0$.

582 From (7.67), (7.15) and (7.52), we get $\mathcal{R}_{\mathcal{X}_d}^* = \mathcal{X}_d$, $\text{Im } B = \text{Im } E = E\mathcal{V}_{\mathcal{X}_d}^* \cap$
 583 $\text{Im } B = \{e_1\} \approx \mathbb{R}^1$ and $\mathcal{V}_{\mathcal{X}_d}^* \cap \text{Ker } E = \{e_2\} \approx \mathbb{R}^1$, then $E^{-1}\text{Im } B = \mathcal{X}_d$.

584 From (7.67) and (7.66), follows that $\mathcal{V}^* = \text{Ker } C = \{be_1 - ae_2\} \approx \mathbb{R}^1$. Hence,
 585 Theorem 7.5 is satisfied and there exists a *P.D.* feedback, $u = F_p x + F_d dx/dt + u_r$,
 586 such that the output dynamics of the closed-loop system is externally reachable, like,
 587 for example,

$$588 \quad u = [(1-a) \ -b] \frac{d}{dt} \begin{bmatrix} \bar{x} \\ \hat{x} \end{bmatrix} + [a \ (b-1)] \begin{bmatrix} \bar{x} \\ \hat{x} \end{bmatrix} + u_r$$

589 obtaining in this way:

$$590 \quad [1 \ 0] \frac{d}{dt} \begin{bmatrix} \bar{\xi} \\ \hat{\xi} \end{bmatrix} = [1 \ 0] \begin{bmatrix} \bar{\xi} \\ \hat{\xi} \end{bmatrix} + [1] u_r \text{ and } y = [1 \ 0] \begin{bmatrix} \bar{\xi} \\ \hat{\xi} \end{bmatrix},$$

$$591 \quad \text{where } \begin{bmatrix} \bar{\xi} \\ \hat{\xi} \end{bmatrix} = \begin{bmatrix} a & b \\ b & -a \end{bmatrix} \begin{bmatrix} \bar{x} \\ \hat{x} \end{bmatrix}.$$

592 7.4.4 Example (Part 3)

593 Let us come back to the *rectangular implicit representation* (7.43), which comes
 594 from the *implicit global representation* (7.42) of the *switched system* of Sects. 7.2.1
 595 and 7.3.4, described by (7.2) and (7.5), or by (7.41).

596 From (7.43), (7.15) and (7.52), we get $\text{Im } A + \text{Im } B \subset \text{Im } E = \mathcal{X}_{eq}$, $\mathcal{V}_{\mathcal{X}_d}^* = \mathcal{R}_{\mathcal{X}_d}^*$
 597 $= \mathcal{X}_d$, $E\mathcal{V}_{\mathcal{X}_d}^* = \text{Im } E$ and $E\mathcal{V}_{\mathcal{X}_d}^* \cap \text{Im } B = \text{Im } B$. Also, $\text{Ker } E = \{e_3\} \approx \mathbb{R}^1$ and
 598 $E^{-1}\text{Im } B = \{e_2, e_3\}$.

599 From (7.43) and (7.66), follows that $\mathcal{V}^* = \text{Ker } C = \{e_1, e_2\}$, then $\mathcal{V}^* \cap E^{-1}\text{Im } B$
 600 $= \{e_2\} \approx \mathbb{R}^1$.

Hence, Theorem 7.5 is satisfied and there then exists a *P.D.* feedback $u = F_p x + F_d dx/dt + u_r$, such that the output dynamics of the closed-loop system is externally reachable.

7.5 Control

Lebret and Loiseau [26] have extended the famous Morse Canonical Form [32] to the general case of *implicit descriptions*. In that paper, Lebret and Loiseau have completely characterized the internal structure of the *implicit descriptions*. With respect to the *minimal column indices*, which are responsible for the variation of the internal structure, they have distinguished two kinds of blocks, namely,

Blocks L_{q_i} : These blocks characterize the *degree of freedom* which are observable at the output. For reachable representations, $\mathcal{R}_{\mathcal{X}_d}^* = \mathcal{X}_d$, their number is characterized as follows:

$$\text{card} \{L_{q(i)}; q_i \geq 1\} = \dim \left(\frac{\text{Ker } E}{\mathcal{V}^* \cap \text{Ker } E} \right). \quad (7.68)$$

Blocks L_{σ_i} : These blocks characterize the *degree of freedom* which are unobservable at the output. For reachable representations, $\mathcal{R}_{\mathcal{X}_d}^* = \mathcal{X}_d$, their number is characterized as follows:

$$\text{card} \{L_{\sigma(i)}; \sigma_i \geq 1\} = \dim (\mathcal{V}^* \cap \text{Ker } E). \quad (7.69)$$

The internal structure variation will then be unobservable at the output if there exists a pair $(F_p^*, F_d^*) \in \mathbf{F}(\mathcal{V}^*)$, such that

$$\mathcal{V}^* \supset \text{Ker}(E - B F_d^*). \quad (7.70)$$

7.5.1 Decoupling of the Variable Structure

In [8], we have introduced the *variable structure decoupling problem*.

Problem 7.1 (*Variable structure decoupling* [8]) Let us consider the *global implicit representation* $\Sigma^{is}(\mathbf{E}, \mathbf{A}, \mathbf{B}, C)$, (7.37), such that the solvability assumptions, (7.31) and (7.34), and the internal properness condition, (7.33), are satisfied.

Under which geometric conditions does there exist a *P.D.* feedback, $u = F_p^* x + F_d^* dx/dt$, for the *implicit rectangular representation* $\Sigma^{ir}(E, A, B, C)$, (7.35), such that the external behaviour of the closed-loop system is time-invariant with pre-specified dynamics?

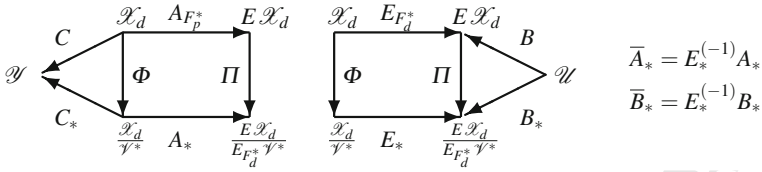


Fig. 7.3 Maps induced by $A_{F_p^*}$ and $E_{F_d^*}$. Φ and Π are canonical projections. The map E_* is invertible and $E_*^{(-1)}$ is its inverse

Theorem 7.6 (Variable structure decoupling [8]) *If the implicit rectangular representation $\Sigma^{ir}(E, A, B, C)$, (7.35), satisfies (7.31), (7.34), (7.33) and ⁵*

$$\dim(\text{Ker } E) \leq \dim(\mathcal{V}^* \cap E^{-1}\text{Im } B), \tag{7.71}$$

*there then exists a P.D. feedback, $u = F_p^*x + F_d^*dx/dt$, such that the internal variable structure of the closed-loop system implicit rectangular representation $\Sigma^{ir}(E_{F_d^*}, A_{F_p^*}, B, C)$ is made unobservable, namely,*

$$\mathcal{V}^* \supset \text{Ker}(E - BF_d^*),$$

where $(F_p^, F_d^*) \in \mathbf{F}(\mathcal{V}^*)$.*

Moreover, $\Sigma^{ir}(E_{F_d^}, A_{F_p^*}, B, C)$ is externally equivalent⁶ to the state-space representation $\Sigma^{state}(\bar{A}_*, \bar{B}_*, C_*)$, where $E_{F_d^*} = E - BF_d^*$ and $A_{F_p^*} = A + BF_p^*$, and \bar{A}_*, \bar{B}_* and C_* , are induced by $A_{F_p^*}$ and $E_{F_d^*}$ as it is shown in Fig. 7.3.*

Furthermore, if $\Sigma^{ir}(E, A, B, C)$, (7.35), satisfies

$$\mathcal{R}_{\mathcal{X}_d}^* + \mathcal{V}^* = \mathcal{X}_d,$$

then $\Sigma^{state}(\bar{A}_, \bar{B}_*, C_*)$ is controllable (reachable), namely, $(\bar{A}_* \mid \text{Im } \bar{B}_*) = \mathcal{X}_d / \mathcal{V}^*$.*

For proving Theorem 7.6, in [8] we have done the following geometric decompositions:

$$\begin{aligned} \mathcal{X}_d &= (\mathcal{V}^* + E^{-1}\text{Im } B) \oplus \mathcal{X}_0, \\ \mathcal{V}^* &= \mathcal{X}_{\mathcal{V}^*} \oplus (\mathcal{V}^* \cap E^{-1}\text{Im } B), \\ E^{-1}\text{Im } B &= ((\mathcal{V}^* \cap E^{-1}\text{Im } B) + \text{Ker } E) \oplus \mathcal{X}_3, \\ \text{Ker } E &= (\mathcal{V}^* \cap \text{Ker } E) \oplus \mathcal{X}_E, \end{aligned} \tag{7.72}$$

⁵Let us note that (7.31) implies that (cf. Fig. 7.2): $E\mathcal{V}_{\mathcal{X}_d}^* + \text{Im } B = \mathcal{X}_{eq}$ and $\mathcal{V}_{\mathcal{X}_d}^* = \mathcal{X}_d$, hence (7.64) takes the form (7.71).

⁶Recall that two representations are externally equivalent when the sets of all possible trajectories for their external signals (here u and y) are identical (see [37, 44, 45]).

648 and we have shown that (7.71) implies that there exist two complementary subspaces,
 649 \mathcal{X}_1 and \mathcal{X}_2 , such that

650
$$\mathcal{V}^* \cap E^{-1}\text{Im } B = \mathcal{X}_1 \oplus \mathcal{X}_2 \oplus (\mathcal{V}^* \cap \text{Ker } E) \text{ and } \mathcal{X}_2 \approx \mathcal{X}_E. \quad (7.73)$$

651 Hence, under the bases (7.72) and (7.73), the map E restricted to $\text{Im } B$ takes the
 652 following form:

$$\begin{array}{c}
 \begin{array}{c}
 \xrightarrow{\mathcal{V}^*} \\
 \xrightarrow{\text{Ker } E} \\
 \begin{array}{|c|c|c|c|c|c|}
 \hline
 * & \mathcal{X}_1 & \mathcal{X}_2 & 0 & 0 & \mathcal{X}_3 & * \\
 \hline
 \end{array} \\
 \xrightarrow{\mathcal{X}\mathcal{V}^*} \quad \xrightarrow{\mathcal{X}_1 \mathcal{X}_2} \quad \xrightarrow{\mathcal{X}_E \mathcal{X}_3} \quad \xrightarrow{\mathcal{X}_0} \\
 \xrightarrow{\mathcal{V}^* \cap \text{Ker } E} \\
 \end{array}
 \end{array}
 \begin{array}{l}
 E^{-1}\text{Im } B \\
 \text{Im } B \\
 \text{Im } B
 \end{array}
 \quad (7.74)$$

653 Now, in view of the isomorphism $\mathcal{X}_2 \approx \mathcal{X}_E$, for satisfying (7.70) we only have to
 654 move the zero block of \mathcal{X}_E to \mathcal{X}_2 by means of the derivative action F_d^* , namely,
 655

$$\begin{array}{c}
 \begin{array}{c}
 \xrightarrow{\mathcal{V}^*} \\
 \xrightarrow{\text{Ker } E_{F_d^*}} \\
 \begin{array}{|c|c|c|c|c|c|}
 \hline
 0 & \bar{\mathcal{X}}_1 & 0 & 0 & \bar{\mathcal{X}}_2 & \bar{\mathcal{X}}_3 & * \\
 \hline
 \end{array} \\
 \xrightarrow{\mathcal{X}\mathcal{V}^*} \quad \xrightarrow{\mathcal{X}_1 \mathcal{X}_2} \quad \xrightarrow{\mathcal{X}_E \mathcal{X}_3} \quad \xrightarrow{\mathcal{X}_0} \\
 \xrightarrow{\mathcal{V}^* \cap \text{Ker } E} \\
 \end{array}
 \end{array}
 \begin{array}{l}
 E^{-1}\text{Im } B \\
 \text{Im } B \\
 \text{Im } B
 \end{array}
 \quad (7.75)$$

656 After having chosen F_d^* , we shall select F_p^* , such that $(F_p^*, F_d^*) \in \mathbf{F}(\mathcal{V}^*)$, namely,
 657

658
$$(A + BF_p)\mathcal{V}^* \subset (E - BF_d)\mathcal{V}^*. \quad (7.76)$$

659 Hence,

$$A_{F_p^*} | \text{Im} B = \begin{array}{|c|c|c|c|c|c|} \hline 0 & 0 & 0 & 0 & * & * \\ \hline \end{array} \quad \begin{array}{l} \text{Im} B \\ \hline \end{array} \quad (7.77)$$

660

661 7.5.2 Example (Part 4)

662 Let us now verify if the *rectangular implicit representation* (7.43) satisfies the
 663 geometric conditions of Theorem 7.6: $\mathcal{R}_d^* = \mathcal{X}_d$, $\mathcal{V}^* = \{e_1, -e_2 - 2e_3\}$, $\text{Ker} E =$
 664 $\{e_3\} \approx \mathbb{R}^1$ and $E^{-1} \text{Im} B = \{e_2, e_3\}$; hence, $\mathcal{V}^* \cap E^{-1} \text{Im} B = \{-e_2 - 2e_3\} \approx \mathbb{R}^1$,
 665 which implies (7.71). There then exists $u = F_p^* x + F_d^* dx/dt$ making unobservable
 666 the structure variation. AQ3

667 In order to satisfy (7.70), the derivative part of the control law has to contain the
 668 term $[0 \ -1 \ 1]$. Indeed, $\text{Ker}(E - BF_d^*) = \{-e_2 - 2e_3\} \subset \mathcal{V}^*$.

669 In order to satisfy (7.76), the proportional part of the control law has to contain
 670 the term⁷ $[-1 \ -2/\tau \ (1 + 1/\tau)]$, where τ is a positive real number. Indeed, $(A +$
 671 $BF_p^*)\mathcal{V}^* = \{e_1\} = (E - BF_d^*)\mathcal{V}^*$.

672 Thus, the proportional and derivative feedback is

$$673 \quad u^* = [-1 \ -2/\tau \ (1 + 1/\tau)]x + [0 \ -1 \ 1]dx/dt + [1/\tau]u_r. \quad (7.78)$$

674 Applying the control law (7.78) to system (7.42), we get the closed-loop system:

$$675 \quad \begin{bmatrix} \boxed{1} & \boxed{0} & \boxed{0} \\ 0 & 0 & \boxed{1} \\ 0 & 0 & 0 \end{bmatrix} \frac{d}{dt} \xi = \begin{bmatrix} \boxed{0} & \boxed{1} \\ 0 & 0 & \boxed{-1/\tau} \\ \alpha - (\beta + 2) & -1 \end{bmatrix} \xi + \begin{bmatrix} 0 \\ 1/\tau \\ 0 \end{bmatrix} u_r, \quad (7.79)$$

$$y^* = [0 \ 0 \ \boxed{1}] \xi$$

⁷Since Theorem 7.5 is satisfied, one can also assign the output dynamics.

where $\xi = T^{-1}x$, $T = \begin{bmatrix} 1 & 0 & 0 \\ 0 & -1 & 0 \\ 0 & -2 & -1 \end{bmatrix}$. In [14], we show that the necessary stability region is⁸

$$\mathcal{R}_{\mathcal{N}SC}^*(\alpha, \beta) = \{(\alpha, \beta) \mid \alpha \cdot (\beta + 2) < 0\} \cup \{(\alpha, \beta) \mid \beta = -2 \ \& \ \alpha \neq 0\}, \quad (7.80)$$

and that the sufficient stability region is⁹

$$\mathcal{R}_{\mathcal{S}SC}^*(\alpha, \beta) = \{(\alpha, \beta) \mid \alpha \cdot (\beta + 2) < 0, \underline{\beta} \leq |\beta + 2| \leq \bar{\beta}, \underline{\alpha} \leq |\alpha| \leq \bar{\alpha}\} \cup \{(\alpha, \beta) \mid \beta = -2, \underline{\alpha} \leq |\alpha| \leq \bar{\alpha}\}, \quad (7.81)$$

where $\underline{\alpha}$, $\bar{\alpha}$, $\underline{\beta}$ and $\bar{\beta}$ are some given real numbers $0 < \underline{\alpha} \leq \bar{\alpha}$ and $0 < \underline{\beta} \leq \bar{\beta}$.

7.5.3 Rejection of the Variable Structure

Since the implementation of the “pure” derivative-based actions is not practically feasible, we have to generate a proper filter with the aim to approximate the external behaviour of the ideal non-proper controller.

In [14], we have considered the following problem.

Problem 7.2 (*Variable structure rejection* [14]) Let us consider a *global implicit representation* $\Sigma^{ig}(\mathbf{E}, \mathbf{A}, \mathbf{B}, C)$, (7.37), such that the solvability assumptions, (7.31) and (7.34), and the internal properness condition, (7.33), are satisfied, and $Ex(t)$ is continuous for all $t \geq 0$. Let us consider the *P.D.* feedback

$$u^* = F_p^*x + F_d^*dx/dt + u_r, \quad (7.82)$$

which constitutes a solution of Problem 7.1, where the feedback pair $(F_p^*, F_d^*) \in \mathbf{F}(\mathcal{Y}^*)$ was chosen as it is indicated in Theorem 7.6.

Find a proper approximation of the ideal control law (7.82) such that the closed-loop system is BIBO-stable and moreover, for a given $\delta > 0$

$$|y(t) - y^*(t)| \leq \delta \quad \forall t \geq t^*(\delta), \quad (7.83)$$

where $t^*(\delta)$ is a fixed transient time, y^* is the output for the ideal control law (7.82) and y is the output associated with the proper approximation of (7.82).

⁸This region is obtained from det $\begin{bmatrix} s & -1 & -1 \\ 0 & 0 & (s+1/\tau) \\ -\alpha(\beta+2) & & 1 \end{bmatrix} = -((\beta+2)s - \alpha)(s+1/\tau)$.

⁹This region is obtained following the methodology of [42], namely, we solve two Lyapunov equations for the two cases: (i) $\beta \neq -2$ and (ii) $\alpha \neq 0$ (with $\beta = -2$), with a common positive definite matrix P .

699 **Theorem 7.7** (Variable structure rejection [14]) *Under the same conditions like in*
 700 *Theorem 7.6 and the additional assumptions*

701 *Hypothesis H6.* $u_r \in C^\infty(\mathbb{R}^+, \mathbb{R}^m)$ and $d^2u_r/dt^2 \in \mathcal{L}^\infty(\mathbb{R}^+, \mathbb{R}^m)$,

702 *Hypothesis H7.* The matrix \bar{A}_* , defined in Theorem 7.6 is Hurwitz,

703 *Hypothesis H8.* Given $\bar{q}_0, \bar{q}_1, \dots, \bar{q}_\ell \in \mathcal{Q}$, $g = [g_1 \cdots g_\ell]^T$, $g_1, \dots, g_\ell \in \mathbb{R}^+$, the
 704 locations $q \in \mathcal{Q}$ belong to the convex set

$$705 \quad \bar{\mathcal{Q}}_{\bar{q}_0}(g) = \left\{ q \in \mathcal{Q} \mid q = \bar{q}_0 + \sum_{j=1}^{\ell} \gamma_{(i,j)} g_j \bar{q}_j \right\},$$

706 where for each $[T_{i-1}, T_i)$, the value of $\gamma_{(i,j)}$ takes constant values in the closed
 707 subset of \mathbb{R} : $[0, 1]$,

708 we now consider the following proper approximation of the ideal control law
 709 (7.82):

$$710 \quad \begin{aligned} d\bar{x}/dt &= -(1/\varepsilon)\bar{x} + (1/\varepsilon)F_d^*x, \\ u &= -(1/\varepsilon)\bar{x} + ((1/\varepsilon)F_d^* + F_p^*)x + u_r, \end{aligned} \quad (7.84)$$

711 where $\varepsilon > 0$. If for a given pair (ε, \bar{A}_*) , there exists a nonempty convex sufficient
 712 stability condition region $\mathcal{R}_{SSC}^\#(q; \varepsilon)$ contained in the stability region of the ideal
 713 solution, $\mathcal{R}_{SSC}^*(q)$, for which the linear combination $\bar{X} + \Gamma\bar{\Delta}_0$, of the matrices
 714 coming from

$$715 \quad \left[s \begin{bmatrix} E & 0 \\ -BF_d^* & \varepsilon I \\ 0 & 0 \end{bmatrix} - \begin{bmatrix} AF_p^* & I \\ 0 & -I \\ D_i & 0 \end{bmatrix} \right] \approx \begin{bmatrix} sI - \bar{X} & \Gamma \\ -\bar{\Delta}_i & -I \end{bmatrix}, \quad (7.85)$$

716 is a Hurwitz matrix and moreover, there exist constant positive definite matrices
 717 \bar{P} , \bar{Q}_0 such that

$$718 \quad \begin{aligned} (\bar{X} + \Gamma\bar{\Delta}_0)^T \bar{P} + \bar{P} (\bar{X} + \Gamma\bar{\Delta}_0) &= -\bar{Q}_0, \\ \lambda_{\min}(\bar{Q}_0) + \sum_{j=1}^{\ell} g_j \lambda_{\min}(\bar{Q}_j) &> 0, \end{aligned} \quad (7.86)$$

719 then Problem 7.2 has a solution. Here we denote $\bar{Q}_j = (\Gamma\bar{\Delta}_j)^T \bar{P} + \bar{P} (\Gamma\bar{\Delta}_j)$,
 720 $j \in \{1, \dots, \ell\}$.

7.5.4 Example (Part 5)

The proper approximation of the ideal control law (7.78) is (cf. (7.84))

$$\begin{aligned} d\bar{x}/dt &= -(1/\varepsilon)\bar{x} + [0 \ -1/\varepsilon \ 1/\varepsilon] x \\ u &= -(1/\varepsilon)\bar{x} + [-1 \ -(2/\tau + 1/\varepsilon) \ (1 + 1/\tau + 1/\varepsilon)] x + [1/\tau] u_r. \end{aligned} \quad (7.87)$$

ε is a positive number which tunes the precision of the approximation.

Equation (7.85) takes the form (cf. (7.42) and (7.78), with $x = T\xi$)

$$\begin{aligned} \begin{bmatrix} s \\ s \end{bmatrix} \begin{bmatrix} 1 & 0 & 0 & 0 \\ 0 & -1 & 0 & 0 \\ 0 & 0 & \varepsilon & 0 \\ 0 & 1 & 1 & 0 \\ 0 & 0 & 0 & 0 \end{bmatrix} - \begin{bmatrix} 0 & 1 & 1 & 1 & 0 \\ 0 & 0 & -1/\tau & 0 & 1 \\ 0 & 0 & 0 & -1 & 0 \\ 0 & 0 & 0 & 0 & -1 \\ \alpha & -(\beta + 2) & 1 & 0 & 0 \end{bmatrix} &\approx \begin{bmatrix} s\mathbf{I} - \bar{\mathbf{X}} & \Gamma \\ -\bar{\Delta}_i & -\mathbf{I} \end{bmatrix} \\ \bar{\mathbf{X}} = \begin{bmatrix} 0 & 1 & 1 & 0 \\ 0 & 0 & 0 & 1 \\ 0 & 0 & -1/\varepsilon & 0 \\ 0 & 0 & 0 & 0 \end{bmatrix}, \quad \Gamma = \begin{bmatrix} 1 \\ (1/\varepsilon + 1/\tau) \\ 0 \\ 1/(\varepsilon\tau) \end{bmatrix}, \quad \bar{\Delta}_i = [\alpha \ -(\beta + 2) \ 0 \ 0]. \end{aligned}$$

If in our example we put $\tau = 4$ and $\varepsilon = 1/4$, we then get

$$\bar{\mathbf{X}} = \begin{bmatrix} 0 & 1 & 1 & 0 \\ 0 & 0 & 0 & 1 \\ 0 & 0 & -4 & 0 \\ 0 & 0 & 0 & 0 \end{bmatrix}, \quad \Gamma = \begin{bmatrix} 1 \\ 17/4 \\ 0 \\ 1 \end{bmatrix},$$

and $\phi_q^\# = \det \begin{bmatrix} s\mathbf{I} - \bar{\mathbf{X}} & \Gamma \\ -\bar{\Delta}_i & -\mathbf{I} \end{bmatrix} = -(s+4)(s^3 + (17\beta/4 - \alpha + 17/2)s^2 + (\beta - 17\alpha/4 + 2)s - \alpha)$. Thus the necessary stability region is

$$\mathcal{R}_{\mathcal{N}SC}^\#(\alpha, \beta; \varepsilon = 1/4) = \left\{ (\alpha, \beta) \mid \alpha < 0, \ 17\beta/4 - \alpha + 17/2 > 0, \right. \\ \left. \beta^2 + (4 - 305\alpha/68)\beta + (4\alpha/17 + 4(17\alpha/4 - 2)(\alpha - 17/2)/17) > 0 \right\},$$

thus $q_1, q_2, q_3 \in \mathcal{R}_{\mathcal{N}SC}^\#(-1, \beta; \varepsilon = 1/4) = \{(\alpha, \beta) \mid -(\beta + 2) < 0.1775\}$ (see (7.4) and Fig. 7.1). Then $(\underline{\alpha}, \underline{\beta}) = (1, 0)$ and $(\bar{\alpha}, \bar{\beta}) = (1, 2)$. We assume that (c.f. H8)

$$(\alpha, -(\beta + 2)) \in \left\{ (-1, \beta) \in \mathcal{Q} \mid (-1, -(\beta + 2)) = (-1, 0) + 0\gamma_1(-1, 0) + 2\gamma_2(0, -1), \gamma_1, \gamma_2 \in [0, 1] \right\}.$$

Then,

$$\bar{\Delta}_0 = [-1 \ 0 \ 0 \ 0], \quad \bar{\Delta}_1 = [1 \ 0 \ 0 \ 0], \quad \bar{\Delta}_2 = [0 \ 1 \ 0 \ 0],$$

$$\bar{X} + \Gamma \bar{\Delta}_0 = \begin{bmatrix} -1 & 1 & 1 & 0 \\ -17/4 & 0 & 0 & 1 \\ 0 & 0 & -4 & 0 \\ -1 & 0 & 0 & 0 \end{bmatrix},$$

$$\Gamma \bar{\Delta}_1 = \begin{bmatrix} 1 & 0 & 0 & 0 \\ 17/4 & 0 & 0 & 0 \\ 0 & 0 & 0 & 0 \\ 1 & 0 & 0 & 0 \end{bmatrix}, \quad \Gamma \bar{\Delta}_2 = \begin{bmatrix} 0 & 1 & 0 & 0 \\ 0 & 17/4 & 0 & 0 \\ 0 & 0 & 0 & 0 \\ 0 & 1 & 0 & 0 \end{bmatrix}.$$

Choosing $\bar{Q}_0 = \begin{bmatrix} 1 & 0 & 0 & 0 \\ 0 & 1 & 0 & 0 \\ 0 & 0 & 1 & 0 \\ 0 & 0 & 0 & 1 \end{bmatrix}$, we get

$$\bar{P} = \begin{bmatrix} 3.7404 & -0.5000 & 0.7480 & -1.1154 \\ -0.5000 & 1.1154 & 0.0620 & -0.5000 \\ 0.7480 & 0.0620 & 0.3120 & -0.2633 \\ -1.1154 & -0.5000 & -0.2633 & 2.7404 \end{bmatrix}, \quad \sigma\{\bar{P}\} = \begin{cases} 0.1237 \\ 0.7815 \\ 2.3950 \\ 4.6079 \end{cases},$$

$$\bar{Q}_1 = \begin{bmatrix} 1.0000 & 3.7404 & 0.7482 & -0.5000 \\ 3.7404 & 0 & 0 & 0 \\ 0.7482 & 0 & 0 & 0 \\ -0.5000 & 0 & 0 & 0 \end{bmatrix}, \quad \sigma\{\bar{Q}_1\} = \begin{cases} 4.3795 \\ -3.3795 \\ 0 \\ 0 \end{cases},$$

$$\bar{Q}_2 = \begin{bmatrix} 0 & 0.5000 & 0 & 0 \\ 0.5000 & 7.4808 & 0.7482 & -0.5000 \\ 0 & 0.7482 & 0 & 0 \\ 0 & -0.5000 & 0 & 0 \end{bmatrix}, \quad \sigma\{\bar{Q}_2\} = \begin{cases} 7.6199 \\ 0.0000 \\ -0.1391 \\ 0 \end{cases}.$$

Then

$$\lambda_{\min}(\bar{Q}_0) + (\bar{\alpha} - \underline{\alpha})\lambda_{\min}(\bar{Q}_1) + (\bar{\beta} - \underline{\beta})\lambda_{\min}(\bar{Q}_2) = 1 + 0(-3.3795) + 2(-0.1391) = 0.7218 > 0.$$

The last condition implies that the stability condition (7.86) is satisfied.

7.6 Numerical Simulation

We made a MATLAB[®] numerical simulation:

“Start time” = 0.0, “Stop time” = 150, “Type” = “Variable–Step”, “Solver” = “ode45 Dornand–Prince”, “Max step size” = “auto”, “Relative tolerance” = $1e^{-4}$, “Min step size” = “auto”, “Absolute tolerance” = “auto”, “Initial step size” = “auto”, “Consecutive min step size violations allowed” = 1, “States shape preservation” = “Disable all”, et “Zero crossing control” = “Disable all”.

The behaviours, $\mathfrak{B}_{q_i}^\infty$, take place as follows (recall (7.7)): In the time interval $[0, 50)$ takes place $\mathfrak{B}_{q_1}^\infty$. In the time interval $[50, 100)$ takes place $\mathfrak{B}_{q_2}^\infty$. In the time interval $[100, 150]$ takes place $\mathfrak{B}_{q_3}^\infty$.

We apply the proper approximation (7.87) of the ideal control law (7.78), with the choice: $\tau = 4$ and $\varepsilon = 0.25$. We assume that we do not have access to the descriptor variable x , so we use the following descriptor variable observer synthesized in [15] (see equations (3.35) and (3.19) in [15]):

$$\begin{aligned} d\hat{x}_c/dt &= \begin{bmatrix} 0 & -1 \\ 1 & -2 \end{bmatrix} \hat{x}_c + \begin{bmatrix} 1 \\ 1 \end{bmatrix} y + \begin{bmatrix} 0 \\ 1 \end{bmatrix} u, \\ \hat{x}_\ell &= [0 \ 1] \hat{x}_c + [-1] y, \end{aligned} \quad (7.88)$$

where

$$\begin{bmatrix} \bar{x}_c \\ \bar{x}_\ell \end{bmatrix} = \begin{bmatrix} 1 & 0 & 0 \\ 0 & 1 & 0 \\ 0 & 1 & 1 \end{bmatrix}^{-1} x. \quad (7.89)$$

The reference u_r has been chosen as follows (see Definition 2.4.5–[37]):

$$\begin{aligned} \phi(t) &= \begin{cases} e^{-\frac{1}{1-(t')^2}}, & t \in A = (\frac{1}{6}, \frac{2}{6}), t' = 12t - 3 \\ -e^{-\frac{1}{1-(t'')^2}}, & t \in B = (\frac{4}{6}, \frac{5}{6}), t'' = -12t + 9 \\ 0, & t \in \mathbb{R} \setminus (A \cup B) \end{cases} \\ r(t) &= \int_0^t \left(\sum_{i=0}^3 (-1)^i \phi(\frac{2}{75}\sigma - i) \right) d\sigma, \quad t \in [0, 150]. \end{aligned}$$

The model matching error is computed as follows:

$$\left| y(t) - y^*(t) \right| = \left| y(t) - \int_0^t e^{-\frac{1}{\tau}(t-\sigma)} u_r(\sigma) d(\sigma) \right|.$$

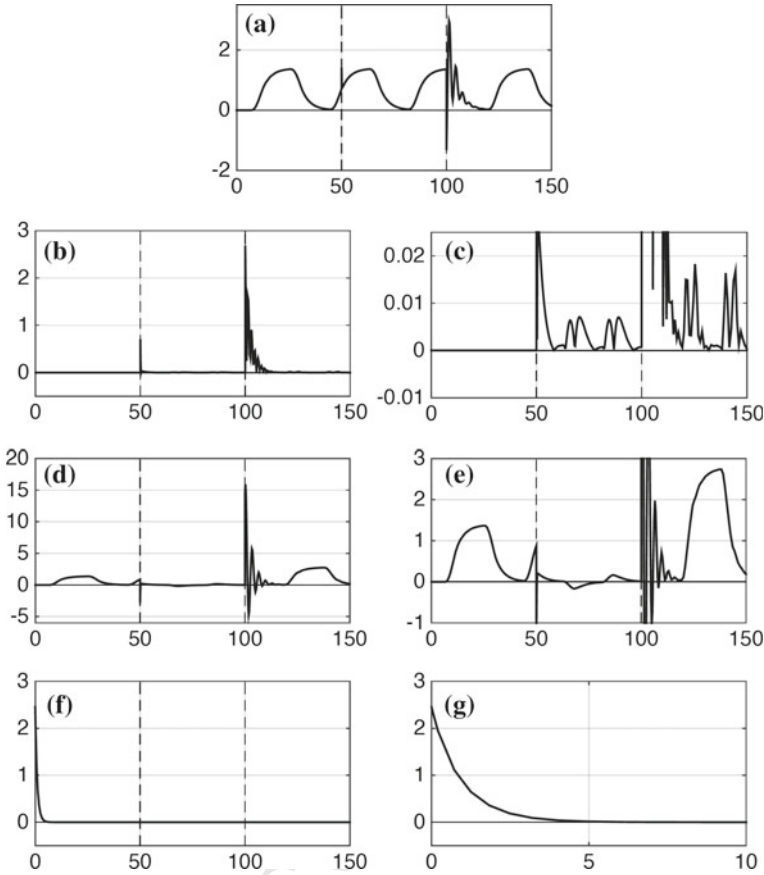


Fig. 7.4 Simulation results of Control with observation of the descriptor variable. **a** Output, y . **b** and **c** Model matching error, $|y(t) - y^*(t)|$. **d** and **e** Control input, u . **f** and **g** Observation error, $\|\hat{x} - x\|_2$

763 In Fig. 7.4, we show the numerical simulations for this minimum phase case. In
 764 order to appreciate the performance of the remainder generator, in this simulation,
 765 we have set the initial condition: $\bar{x}(0) = \begin{bmatrix} 1 \\ 1 \end{bmatrix}$.

766 7.7 Summary

767 In Sect. 7.2, we have shown how to use the *linear implicit systems theory* in order
 768 to model and control, in an efficient way, a class of complex systems, namely, *time-*
 769 *varying, autonomous, switched systems*. Thanks to a simple example, we have shown

770 that the internal structure variations can take into account wide situations with varying
 771 parameters, such as, among others: (1) the relative degree, (2) the system gain and
 772 (3) the values of the finite zeros.

773 In Sect. 7.3, we have shown how linear time-invariant implicit systems theory can
 774 be efficiently used to model a certain class of switched systems with autonomous
 775 location transitions.

776 For the equivalent *state-space representations* $\Sigma^{state}(A_{q_i}, B, C_{q_i})$ (7.2) and (7.3),
 777 we have determined the common fixed structure. The general systems structure is
 778 represented by the *implicit rectangular representation* $\Sigma^{ir}(E, A, B, C)$ in (7.35). We
 779 also have derived a *linear time-invariant implicit representation* for the initial linear
 780 switched system with autonomous location transitions, $\Sigma^{state}(A_{q_i}, B, C_{q_i})$. Note that
 781 the *implicit global representations* $\Sigma^{ig}(\mathbb{E}, \mathbb{A}_i, \mathbb{B}, C)$ in (7.37) and (7.40) are time-
 782 dependent. Alternatively, the *implicit rectangular representation* $\Sigma^{ir}(E, A, B, C)$
 783 in (7.35) is time-invariant.

784 As shown in some simple examples, the corresponding structure variation has a
 785 wide structure. For instance, it includes variable relative degree, variable gain and
 786 variable finite zeros.

787 In the particular structure (7.3) studied above, only the matrices A_{q_i} and C_{q_i} have
 788 a generic “switched” structure and additionally depend on index q_i . The independ-
 789 ence (assumed above) of matrix B on the switchings $q_i \in \mathcal{Q}$ does not involve any
 790 restriction into the used formulation. The zeros and the unobservable subspace of
 791 the systems under consideration are indeed only characterized by the structure of the
 792 matrices A_{q_i} and C_{q_i} .

793 The main advantage of these implicit representations is reflected in the structural
 794 concept of solvability. Indeed, condition (7.30) for having at least one solution for
 795 all $u(\cdot) \in \mathcal{C}^\infty(\mathbb{R}^+, \mathcal{U})$ and condition (7.31) for the existence of solution (for all
 796 $u(\cdot) \in \mathcal{C}^\infty(\mathbb{R}^+, \mathcal{U})$ and for any initial condition) naturally lead to the *global implicit*
 797 *representation* (7.37).

798 When we restrict to proper systems, the matrices of the *implicit rectangular rep-*
 799 *resentation* (7.35), the *algebraic constraint* (7.36) and the *implicit rectangular rep-*
 800 *resentation* (7.37) have the particular form (7.40), which are precisely the structure
 801 of the switched system, (7.2), and (7.3) here considered.

802 In Sect. 7.4, we have tackled the most important concept studied in System Theory,
 803 *the reachability*. For the general case of implicit systems, represented by (7.10), with
 804 E and A not necessarily square, Frankowska [16] has been the first to give a functional
 805 interpretation of *reachability*. For this, she has used the Viability Theory [2]. More
 806 precisely, she has shown that *reachability* is equivalent to finding a smooth trajectory
 807 $x(\cdot)$, solution of (7.10), starting from the initial condition x_0 and reaching the desired
 808 x_1 in a given finite time t_1 , namely, $x(0) = x_0$ and $x(t_1) = x_1$. Frankowska [16] has
 809 shown that *reachability* is geometrically characterized by the well-known *reachable*
 810 *space*, $\mathcal{R}_{\mathcal{X}_d}^*$. Of course, $\mathcal{R}_{\mathcal{X}_d}^*$ is contained in the viability kernel $\mathcal{V}_{\mathcal{X}_d}^*$, since this last
 811 guaranties the existence of at least one trajectory, solution of (7.10), leaving from x_0 .
 812 This is also clear from $\mathcal{R}_{\mathcal{X}_d}^* = \mathcal{V}_{\mathcal{X}_d}^* \cap \mathcal{I}_{\mathcal{X}_d}^*$.

813 It has to be pointed out that the fundamental *reachability* Definition 7.11 requires
 814 no explicit control actions, and in general, the trajectories inside the *reachability*

815 *subspace* are handled by input actions and by internal degree of freedom actions; it
 816 might exist *reachable systems* without any effective external input (see, for instance,
 817 Example 7.2). In order to guarantee that the trajectories are caused by control inputs,
 818 we have introduced the *external reachability* concept; for this, we have combined
 819 the Frankowska's *reachability* notion [16] with the notion of *unicity of the descriptor*
 820 *variable solution* of Lebret [25].

821 In the case of *implicit descriptions* constituted by *minimal column indices*, there
 822 exists no external input for controlling the whole descriptor variable: this is due
 823 to the existence of completely free variables. In order to partly control implicit
 824 representations having an internal degree of freedom, we have introduced the *external*
 825 *output dynamics assignment* concept; for this we have used the characterization of
 826 Lebret and Loiseau [26], which enables us to make unobservable the degree of
 827 freedom by means of a *P.D.* feedback, and insure that the closed-loop system gets
 828 the *external reachability* property.

829 In Sect. 7.5, we have proposed a control scheme based on *proportional and deriva-*
 830 *tive feedbacks* of the descriptor variable, in order to obtain a *closed-loop system* which
 831 is *proper, linear and time-invariant*, whatever be the positions of the internal switches.

832 The Canonical Form of Lebret and Loiseau [26] has enabled us to characterize
 833 the internal structure of the *implicit descriptions*.

834 Following the typical geometric procedure of the *disturbance decoupling*
 835 *problem* [47], we have decoupled the variable structure by means of an ideal *P.D.*
 836 feedback [8].

837 In [10], we have proposed an effective procedure to approximate the ideal static
 838 *P.D.* feedback by means of a dynamic *P.* feedback. Following the ideas of [33, 42],
 839 in [14] we have studied the stability aspects.

840 In Sect. 7.6, we have presented a MATLAB® numerical simulation. We have
 841 used a descriptor variable observer based on fault detection techniques [15]. This
 842 observer is composed of a Beard-Jones filter, which aim is to observe the existing
 843 degree of freedom in rectangular implicit representations. Notice that after the initial
 844 transient, this observer remains insensitive to the switchings events (see Fig. 7.4f, g);
 845 this is the case, because the observer is based on the fault detection of a continuous
 846 linear system. Since this observation is accomplished by a pole-zero cancellation,
 847 this technique is reserved to minimum phase systems, with respect to the output-
 848 degree-of-freedom transfer, namely, to *implicit rectangular representations* having
 849 Hurwitz output decoupling zeros. When unstable zeros are present, alternatives exist
 850 (see [15]).

851 **Acknowledgements** This research was conducted in the framework of the regional programme
 852 "Atlantic 2020, Research, Education and Innovation in Pays de la Loire", supported by the French
 853 Region Pays de la Loire and the European Regional Development Fund.

References

1. Armentano, V.A.: The pencil ($sE - A$) and controllability-observability for generalized linear systems: a geometric approach. *SIAM J. Control Optim.* **24**(4), 616–638 (1986)
2. Aubin, J.P., Frankowska, H.: Viability kernels of control systems. In: Byrnes, C.I., Kurzhanski, A.B. (eds.) *Nonlinear Synthesis*, no. 9 in *Progress in Systems and Control Theory*, Birkhäuser, Boston, pp. 12–33 (1991)
3. Bernhard, P.: On singular implicit dynamical systems. *SIAM J. Control Optim.* **20**(5), 612–633 (1982)
4. Bonilla, M., Malabre, M.: One side invertibility for implicit descriptions. In: *29th IEEE Conference on Decision and Control*, pp. 3601–3602 (1990)
5. Bonilla, M., Malabre, M.: Variable structure systems via implicit descriptions. In: *1st European Control Conference*, vol. 1, pp. 403–408 (1991)
6. Bonilla, M., Malabre, M.: External reachability (reachability with pole assignment by P.D. feedback) for implicit descriptions. *Kybernetika* **29**(5), 449–510 (1993)
7. Bonilla, M., Malabre, M.: More about non square implicit descriptions for modelling and control. In: *39th IEEE Conference on Decision and Control*, pp. 3642–3647 (2000)
8. Bonilla, M., Malabre, M.: On the control of linear systems having internal variations. *Automatica* **39**, 1989–1996 (2003)
9. Bonilla, M., Lebret, G., Malabre, M.: Output dynamics assignment for implicit descriptions. *Circ. Syst. Signal Process.* **13**(2–3), 349–359 (1994). Special issue on “Implicit and Robust Systems”
10. Bonilla, M., Pacheco, J., Malabre, M.: Almost rejection of internal structural variations in linear systems. In: *42nd IEEE Conference on Decision and Control*, pp. 116–121 (2003)
11. Bonilla, M., Martínez, J.C., Pacheco, J., Malabre, M.: Matching a system behavior within a known set of models: a quadratic optimization based adaptive solution. *Int. J. Adapt. Control Signal Process.* **23**, 882–906 (2009)
12. Bonilla, M., Lebret, G., Loiseau, J.J., Malabre, M.: Simultaneous state and input reachability for linear time invariant systems. *Linear Algebr. Appl.* **439**, 1425–1440 (2013)
13. Bonilla, M., Malabre, M., Azhmyakov, V.: An implicit systems characterization of a class of impulsive linear switched control processes. Part 1: modeling. *Nonlinear Anal. Hybrid Syst.* **15**, 157–170 (2015a)
14. Bonilla, M., Malabre, M., Azhmyakov, V.: An implicit systems characterization of a class of impulsive linear switched control processes. Part 2: control. *Nonlinear Anal. Hybrid Syst.* **18**, 15–32 (2015b)
15. Bonilla, M., Malabre, M., Martínez-García, J.C.: On the descriptor variable observation of rectangular implicit representations, in the presence of column minimal indices blocks. *IMA J. Math. Control Inf.* 1–29 (2017). <https://doi.org/10.1093/imamci/dnx020>
16. Frankowska, H.: On the controllability and observability of implicit systems. *Syst. Control Lett.* **14**, 219–225 (1990)
17. Gantmacher, F.R.: *The Theory of Matrices*, vol. II. Chelsea, New York (1977)
18. Geerts, T.: Solvability conditions, consistency, and weak consistency for linear differential-algebraic equations and time-invariant singular systems: the general case. *Linear Algebr. Appl.* **181**, 111–130 (1993)
19. Geerts, T., Mehrmann, V.: *Linear differential equations with constant coefficients: a distributional approach*. Preprint 90–073 SFB 343, University of Bielefeld, Germany (1990)
20. Hautus, M.L.J.: The formal Laplace transform for smooth linear systems. In: Marchesini, G., Mitter, S.K. (eds.) *Mathematical Systems Theory. Lecture Notes in Economics and Mathematical Systems (Systems Theory)*, vol. 131, pp. 29–47. Springer, Heidelberg (1976)
21. Hautus, M.L.J., Silverman, L.M.: System structure and singular control. *Linear Algebr. Appl.* **50**, 369–402 (1983)
22. Hou, M.: Controllability and elimination of impulsive modes in descriptor systems. *IEEE Trans. Autom. Control AC* **49**(10), 1723–1727 (2004)

- 906 23. Ishihara, J.Y., Terra, M.H.: Impulse controllability and observability of rectangular descriptor
907 systems. *IEEE Trans. Autom. Control* **46**(6), 991–994 (2001)
- 908 24. Kuijper, M.: First-order representations of linear systems. Ph.D. thesis, Katholieke Universiteit
909 Brabant, Amsterdam (1992)
- 910 25. Lebret, G.: Contribution à l'Étude des Systèmes Linéaires Généralisés: Approches Géométrique
911 et Structurelle. Ph.D. thesis, Université de Nantes, France (1991)
- 912 26. Lebret, G., Loiseau, J.J.: Proportional and proportional-derivative canonical forms for descrip-
913 tor systems with outputs. *Automatica* **30**(5), 847–864 (1994)
- 914 27. Lewis, F.L.: A survey of linear singular systems. *Circ. Syst. Signal Process.* **5**(1), 3–36 (1986)
- 915 28. Lewis, F.L.: A tutorial on the geometric analysis of linear time-invariant implicit systems.
916 *Automatica* **28**(1), 119–137 (1992)
- 917 29. Liberzon, D.: Switching in Systems and Control. *Systems and Control: Foundations and Appli-
918 cations*. Birkhäuser, Boston, MA (2003)
- 919 30. Malabre, M.: More geometry about singular systems. In: 26th IEEE Conference on Decision
920 and Control, pp. 1138–1139 (1987)
- 921 31. Malabre, M.: Generalized linear systems, geometric and structural approaches. *Linear Algebr.
922 Appl.* **122**(123/124), 591–621 (1989)
- 923 32. Morse, A.S.: Structural invariants of linear multivariable systems. *SIAM J. Control Optim.*
924 **11**(3), 446–465 (1973)
- 925 33. Narendra, K.S., Balakrishnan, J.: A common Lyapunov function for stable LTI systems with
926 commuting A -matrices. *IEEE Trans. Autom. Control* **39**, 2469–2471 (1994)
- 927 34. Özçaldıran, K.: Control of Descriptor Systems. Ph.D. thesis, Georgia Institute of Technology,
928 United States (1985)
- 929 35. Özçaldıran, K.: A geometric characterization of the reachable and controllable subspaces of
930 descriptor systems. *Circ. Syst. Signal Process.* **5**(1), 37–48 (1986)
- 931 36. Özçaldıran, K., Haliloğlu, L.: Structural properties of singular systems. *Kybernetika* **29**(6),
932 518–546 (1993)
- 933 37. Polderman, J.W., Willems, J.C.: Introduction to Mathematical Systems Theory: A Behavioral
934 Approach. Springer, New York (1998)
- 935 38. Przyluski, K.M., Sosnowski, A.: Remarks on the theory of implicit linear continuous-time
936 systems. *Kybernetika* **30**(5), 507–515 (1994)
- 937 39. Rosenbrock, H.H.: State-Space and Multivariable Theory. Nelson, London (1970)
- 938 40. van der Schaft, A.J., Schumacher, H.: An Introduction to Hybrid Dynamical Systems. *Lecture
939 Notes in Control and Information Sciences*, vol. 251. Springer, New York (2000)
- 940 41. Schwartz, L.: *Theorie des Distributions*. Hermann, Paris (1978)
- 941 42. Shorten, R.N., Narendra, K.S.: Necessary and sufficient conditions for the existence of a com-
942 mon quadratic Lyapunov function for a finite number of stable second order linear time-invariant
943 systems. *Int. J. Adapt. Control Signal Process.* **16**, 709–728 (2002)
- 944 43. Verghese, G.C.: Further notes on singular descriptions. In: Joint Automatic Control Conference,
945 vol. 18, p. 85, TA4 (1981)
- 946 44. Willems, J.C.: Input-output and state space representations of finite-dimensional linear time-
947 invariant systems. *Linear Algebr. Appl.* **50**, 581–608 (1983)
- 948 45. Willems, J.C.: Paradigms and puzzles in the theory of dynamical systems. *IEEE Trans. Autom.
949 Control* **36**(3), 259–264 (1991)
- 950 46. Wong, K.T.: The eigenvalue problem $\lambda Tx + Sx$. *J. Differ. Equ.* **1**, 270–281 (1974)
- 951 47. Wonham, W.M.: *Linear Multivariable Control A Geom. Approach*, 3rd edn. Springer, New
952 York (1985)

Author Queries

Chapter 7

Query Refs.	Details Required	Author's response
AQ1	Please confirm if the corresponding author is correctly identified. Amend if necessary.	
AQ2	Corollary 3.6, Proposition 4.2 and Theorem 4.5 is cited in text but not provided their respective chapters. Please provide them or delete these citations.	
AQ3	Please note that the equations are treated as image	

UNCORRECTED PROOF

MARKED PROOF

Please correct and return this set

Please use the proof correction marks shown below for all alterations and corrections. If you wish to return your proof by fax you should ensure that all amendments are written clearly in dark ink and are made well within the page margins.

<i>Instruction to printer</i>	<i>Textual mark</i>	<i>Marginal mark</i>
Leave unchanged	... under matter to remain	Ⓟ
Insert in text the matter indicated in the margin	∧	New matter followed by ∧ or ∧ [Ⓢ]
Delete	/ through single character, rule or underline or ┌───┐ through all characters to be deleted	Ⓞ or Ⓞ [Ⓢ]
Substitute character or substitute part of one or more word(s)	/ through letter or ┌───┐ through characters	new character / or new characters /
Change to italics	— under matter to be changed	↵
Change to capitals	≡ under matter to be changed	≡
Change to small capitals	≡ under matter to be changed	≡
Change to bold type	~ under matter to be changed	~
Change to bold italic	≈ under matter to be changed	≈
Change to lower case	Encircle matter to be changed	≡
Change italic to upright type	(As above)	⊕
Change bold to non-bold type	(As above)	⊖
Insert 'superior' character	/ through character or ∧ where required	Υ or Υ under character e.g. Υ or Υ
Insert 'inferior' character	(As above)	∧ over character e.g. ∧
Insert full stop	(As above)	⊙
Insert comma	(As above)	,
Insert single quotation marks	(As above)	ʹ or ʸ and/or ʹ or ʸ
Insert double quotation marks	(As above)	“ or ” and/or ” or ”
Insert hyphen	(As above)	⊥
Start new paragraph	┌	┌
No new paragraph	┐	┐
Transpose	└┐	└┐
Close up	linking ○ characters	Ⓞ
Insert or substitute space between characters or words	/ through character or ∧ where required	Υ
Reduce space between characters or words		↑