



## A community proposal to integrate proteomics activities in ELIXIR

Juan Antonio Vizcaíno, Mathias Walzer, Rafael Jimenez, Wout Bittremieux,  
David Bouyssié, Christine Carapito, Fernando Corrales, Myriam Ferro, Albert  
J.R. Heck, Peter Horvatovich, et al.

### ► To cite this version:

Juan Antonio Vizcaíno, Mathias Walzer, Rafael Jimenez, Wout Bittremieux, David Bouyssié, et al..  
A community proposal to integrate proteomics activities in ELIXIR. F1000Research, 2017, 6, pp.875.  
10.12688/f1000research.11751.1 . hal-02083641

**HAL Id: hal-02083641**

**<https://hal.science/hal-02083641>**

Submitted on 23 Mar 2021


**HAL** is a multi-disciplinary open access archive for the deposit and dissemination of scientific research documents, whether they are published or not. The documents may come from teaching and research institutions in France or abroad, or from public or private research centers.

L'archive ouverte pluridisciplinaire **HAL**, est destinée au dépôt et à la diffusion de documents scientifiques de niveau recherche, publiés ou non, émanant des établissements d'enseignement et de recherche français ou étrangers, des laboratoires publics ou privés.



## OPINION ARTICLE

# A community proposal to integrate proteomics activities in ELIXIR [version 1; peer review: 2 approved]

Juan Antonio Vizcaíno <sup>1</sup>, Mathias Walzer <sup>1</sup>, Rafael C. Jiménez <sup>2</sup>,  
Wout Bittremieux<sup>3</sup>, David Bouyssie<sup>4</sup>, Christine Carapito<sup>4</sup>, Fernando Corrales<sup>5</sup>,  
Myriam Ferro<sup>4</sup>, Albert J.R. Heck<sup>6,7</sup>, Peter Horvatovich <sup>8</sup>, Martin Hubalek<sup>9</sup>,  
Lydie Lane<sup>10,11</sup>, Kris Laukens<sup>3</sup>, Fredrik Levander<sup>12</sup>, Frederique Lisacek<sup>13,14</sup>,  
Petr Novak<sup>15</sup>, Magnus Palmblad <sup>16</sup>, Damiano Piovesan<sup>17</sup>, Alfred Pühler<sup>18</sup>,  
Veit Schwämmle <sup>19</sup>, Dirk Valkenburg<sup>20-22</sup>, Merlijn van Rijswijk <sup>23,24</sup>,  
Jiri Vondrasek<sup>9</sup>, Martin Eisenacher<sup>25</sup>, Lennart Martens<sup>26,27</sup>, Oliver Kohlbacher <sup>28-31</sup>

<sup>1</sup>European Molecular Biology Laboratory, European Bioinformatics Institute (EMBL-EBI), Cambridge, CB10 1SD, UK

<sup>2</sup>ELIXIR Hub, Cambridge, CB10 1SD, UK

<sup>3</sup>Department of Mathematics and Computer Science, University of Antwerp, Antwerp, 2020, Belgium

<sup>4</sup>French Proteomics Infrastructure ProFI, Grenoble, (EDyP U1038, CEA/Inserm/ Grenoble Alpes University) Toulouse (IPBS, Université de Toulouse, CNRS, UPS), Strasbourg (LSMBO, IPHC UMR7178, CNRS-Université de Strasbourg), France

<sup>5</sup>ProteoRed, Proteomics Unit, Centro Nacional de Biotecnología (CSIC), Madrid, 28049, Spain

<sup>6</sup>Biomolecular Mass Spectrometry and Proteomics, Bijvoet Centre for Biomolecular Research and Utrecht Institute for Pharmaceutical Sciences, University of Utrecht, Utrecht, 3548 CH, The Netherlands

<sup>7</sup>Netherlands Proteomics Center, Utrecht, 3584 CH, The Netherlands

<sup>8</sup>Analytical Biochemistry, Department of Pharmacy, University of Groningen, Groningen, 9713 AV, The Netherlands

<sup>9</sup>Institute of Organic Chemistry and Biochemistry, Czech Academy of Sciences, Prague 1, 117 20, Czech Republic

<sup>10</sup>CALIPHO Group, SIB Swiss Institute of Bioinformatics, Geneva, 1015, Switzerland

<sup>11</sup>Department of Human Protein Science, Faculty of Medicine, University of Geneva, Geneva, 1205, Switzerland

<sup>12</sup>National Bioinformatics Infrastructure Sweden (NBIS), SciLifeLab, Department of Immunotechnology, Lund University, Lund, 223 62, Sweden

<sup>13</sup>Proteome Informatics Group, SIB Swiss Institute of Bioinformatics, Geneva, 1015, Switzerland

<sup>14</sup>Computer Science Department, University of Geneva, Geneva, 1205, Switzerland

<sup>15</sup>Institute of Microbiology, Czech Academy of Sciences, Prague 1, 117 20, Czech Republic

<sup>16</sup>Center for Proteomics and Metabolomics, Leiden University Medical Center, Leiden, 2333 ZA, The Netherlands

<sup>17</sup>Department of Biomedical Sciences, University of Padova, Padova, I-35121, Italy

<sup>18</sup>Center for Biotechnology, Bielefeld University, Bielefeld, 33615, Germany

<sup>19</sup>Department of Biochemistry and Molecular Biology, University of Southern Denmark, Odense M, 5230, Denmark

<sup>20</sup>Interuniversity Institute for Biostatistics and Statistical Bioinformatics, Hasselt University, Hasselt, 3500, Belgium

<sup>21</sup>Center for Proteomics, University of Antwerp, Antwerpen, 2000, Belgium

<sup>22</sup>Applied Bio & Molecular Systems, VITO, Mol, BE-2400, Belgium

<sup>23</sup>Netherlands Metabolomics Centre, Utrecht, 3511 GC, The Netherlands

<sup>24</sup>Dutch Techcentre for Life Sciences / ELIXIR-NL, Utrecht, 3511 GC, The Netherlands

<sup>25</sup>Medical Bioinformatics, Medizinisches Proteom-Center, Ruhr-University Bochum, Bochum, 44801, Germany

<sup>26</sup>VIB-UGent Center for Medical Biotechnology, Ghent, 9052, Belgium

<sup>27</sup>Department of Biochemistry, Ghent University, Ghent, 9000, Belgium

<sup>28</sup>Applied Bioinformatics, Department of Computer Science, University of Tübingen, Tübingen, 72074, Germany

<sup>29</sup>Center for Bioinformatics Tübingen, University of Tübingen, Tübingen, 72074, Germany

<sup>30</sup>Quantitative Biology Center, University of Tübingen, Tübingen, 72074, Germany

<sup>31</sup>Biomolecular Interactions, Max Planck Institute for Developmental Biology, Tübingen, 72076, Germany

**v1** First published: 13 Jun 2017, 6:875 (<https://doi.org/10.12688/f1000research.11751.1>)  
Latest published: 13 Jun 2017, 6:875 (<https://doi.org/10.12688/f1000research.11751.1>)

### Abstract

Computational approaches have been major drivers behind the progress of proteomics in recent years. The aim of this white paper is to provide a framework for integrating computational proteomics into ELIXIR in the near future, and thus to broaden the portfolio of omics technologies supported by this European distributed infrastructure. This white paper is the direct result of a strategy meeting on 'The Future of Proteomics in ELIXIR' that took place in March 2017 in Tübingen (Germany), and involved representatives of eleven ELIXIR nodes.

These discussions led to a list of priority areas in computational proteomics that would complement existing activities and close gaps in the portfolio of tools and services offered by ELIXIR so far. We provide some suggestions on how these activities could be integrated into ELIXIR's existing platforms, and how it could lead to a new ELIXIR use case in proteomics. We also highlight connections to the related field of metabolomics, where similar activities are ongoing. This white paper could thus serve as a starting point for the integration of computational proteomics into ELIXIR. Over the next few months we will be working closely with all stakeholders involved, and in particular with other representatives of the proteomics community, to further refine this paper.

### Keywords

proteomics, mass spectrometry, computational proteomics, databases, bioinformatics infrastructure, data standards, training, multi-omics approaches.



This article is included in the **International Society for Computational Biology Community Journal** gateway.



This article is included in the **ELIXIR** gateway.



This article is included in the **EMBL-EBI** collection.

### Open Peer Review

Reviewer Status  

	Invited Reviewers	
	1	2
version 1 13 Jun 2017	 report	 report

- 1 **Felix Elortza**, CIC bioGUNE, CIBERehd, ProteoRed-ISCIII, Derio, Spain
- 2 **Chuming Chen**, University of Delaware, Newark, USA

Any reports and responses or comments on the article can be found at the end of the article.

**Corresponding author:** Juan Antonio Vizcaíno ([juan@ebi.ac.uk](mailto:juan@ebi.ac.uk))

**Author roles:** **Vizcaíno JA:** Conceptualization, Funding Acquisition, Investigation, Project Administration, Supervision, Writing – Original Draft Preparation, Writing – Review & Editing; **Walzer M:** Formal Analysis, Investigation, Writing – Original Draft Preparation, Writing – Review & Editing; **Jiménez RC:** Conceptualization, Investigation, Writing – Review & Editing; **Bittremieux W:** Investigation, Writing – Review & Editing; **Bouyssie D:** Investigation, Writing – Review & Editing; **Carapito C:** Investigation, Writing – Review & Editing; **Corrales F:** Writing – Review & Editing; **Ferro M:** Investigation, Writing – Review & Editing; **Heck AJR:** Writing – Review & Editing; **Horvatovich P:** Investigation, Writing – Review & Editing; **Hubalek M:** Investigation, Writing – Review & Editing; **Lane L:** Investigation, Writing – Review & Editing; **Laukens K:** Investigation, Writing – Review & Editing; **Levander F:** Investigation, Writing – Review & Editing; **Lisacek F:** Investigation, Writing – Review & Editing; **Novak P:** Investigation, Writing – Review & Editing; **Palmblad M:** Investigation, Writing – Review & Editing; **Piovesan D:** Investigation, Writing – Review & Editing; **Pühler A:** Investigation, Writing – Review & Editing; **Schwämmle V:** Investigation, Writing – Review & Editing; **Valkenborg D:** Investigation, Writing – Review & Editing; **van Rijswijk M:** Investigation, Writing – Review & Editing; **Vondrasek J:** Investigation, Writing – Review & Editing; **Eisenacher M:** Funding Acquisition, Investigation, Writing – Original Draft Preparation, Writing – Review & Editing; **Martens L:** Investigation, Writing – Original Draft Preparation, Writing – Review & Editing; **Kohlbacher O:** Conceptualization, Funding Acquisition, Investigation, Writing – Original Draft Preparation, Writing – Review & Editing

**Competing interests:** No competing interests were disclosed.

**Grant information:** The meeting was funded by funds provided by the ELIXIR Central Hub (supported by EU H2020 Research Infrastructures). This activity is included in the ELIXIR Implementation Project entitled ‘Mining the Proteome: Enabling Automated Processing and Analysis of Large-Scale Proteomics Data’.

*The funders had no role in study design, data collection and analysis, decision to publish, or preparation of the manuscript.*

**Copyright:** © 2017 Vizcaíno JA *et al.* This is an open access article distributed under the terms of the [Creative Commons Attribution License](#), which permits unrestricted use, distribution, and reproduction in any medium, provided the original work is properly cited.

**How to cite this article:** Vizcaíno JA, Walzer M, Jiménez RC *et al.* **A community proposal to integrate proteomics activities in ELIXIR [version 1; peer review: 2 approved]** F1000Research 2017, 6:875 (<https://doi.org/10.12688/f1000research.11751.1>)

**First published:** 13 Jun 2017, 6:875 (<https://doi.org/10.12688/f1000research.11751.1>)

## Introduction

Proteomics is generally defined as the large-scale experimental study of the proteome. High-throughput proteomics approaches have matured significantly, becoming an increasingly used tool in biological research. The rapid development of the field over the last decade has been primarily driven by technological progress in mass spectrometry instrumentation, chromatographic separation, genomics (increased availability of sequenced genomes) and bioinformatics<sup>1,2</sup>. The primary workhorse of proteomics today is mass spectrometry coupled to liquid chromatography (LC-MS), with less commonly used high-throughput proteomics approaches based on antibodies (e.g., protein arrays and other immunofluorescence-based techniques). Key applications of proteomics are the study of (differential) protein expression in time and space, characterization of protein primary structures and their post-translational modifications (PTMs), such as phosphorylation and glycosylation, elucidating protein structures, and protein-protein interactions. It is the primary technology driving progress in unravelling signalling networks (e.g. protein phosphorylation driven signalling) and protein interaction networks, and is indispensable for understanding biological function of protein isoforms and disentangling their specific functions. In complex systems biology and systems medicine studies, proteomics often complements information gained from other omics levels, such as genomics and transcriptomics (the so-called proteogenomics and proteotranscriptomics studies<sup>3</sup>), metagenomics (metaproteomics), glycomics, and metabolomics.

As already highlighted, remarkable advances in computational methods have been a key driver in the fast development of the field of proteomics. ELIXIR (<https://www.elixir-europe.org/>) is a European Research Infrastructure (ESFRI), which coordinates, integrates and sustains bioinformatics resources across its member states. Some of the most prominent research groups in proteomics are active in Europe, such as Prof. Matthias Mann (Martinsried, Munich, Germany), Prof. Ruedi Aebersold (Zurich, Switzerland), Prof. Albert Heck (Utrecht, the Netherlands) and Prof. Mathias Uhlén (Stockholm, Sweden). In addition, Europe also hosts world-wide renowned groups that are focused on the development and application of widely-used bioinformatics tools and resources, including MaxQuant<sup>4</sup>, the OpenMS framework<sup>5</sup>, CompOmics<sup>6</sup> tools, such as PeptideShaker<sup>7</sup>, the PRIDE database, as the world-leading proteomics repository<sup>8</sup> (also coordinating the global ProteomeXchange Consortium of proteomics resources<sup>9</sup>), and a collection of open data standards and related software<sup>10</sup>, emphasizing the European leading role in the activities of the HUPO (Human Proteome Organisation) Proteomics Standards Initiative (PSI).

Outside mass spectrometry proteomics, the Human Protein Atlas<sup>11</sup>, located in Sweden, is the world-leading resource for antibody-based characterization of the human proteome. In this context, it should also be highlighted that two of the three sites behind the development of UniProt<sup>12</sup>, the most-widely used protein knowledgebase, are European: the Swiss Institute of Bioinformatics (SIB) and the European Bioinformatics Institute (EMBL-EBI). Furthermore, neXtProt<sup>13</sup>, which is the reference knowledgebase

for human proteins in the context of the HUPO Human Proteome Project, is also developed and maintained at SIB.

Additionally, it is of note to highlight that a number of national proteomics-dedicated infrastructures have already prioritised structuring and developing computational proteomics among their activities. This is the case of the French proteomics infrastructure ProFI (which has, for instance, devoted a major investment to develop the Proline tool) and the Spanish infrastructure ProteoRed (which has, for example, contributed heavily to PSI activities). Also, proteomics is represented in other national scientific infrastructures. One example is the Netherlands DTL (Dutch Techcentre for Life Sciences), having an active role in advocating for FAIR data management.

In the context of providing infrastructure for storing proteomics data, it is worth highlighting here that, although it was not the case just a few years ago, thanks to many of these efforts, and with the support of scientific publishers and funders, public availability of proteomics data has increased exponentially in recent years, becoming a common scientific practise, similarly to how it routinely happens in disciplines such as genomics and transcriptomics<sup>14</sup>. Figure 1 summarises the growth of the PRIDE database in recent years.

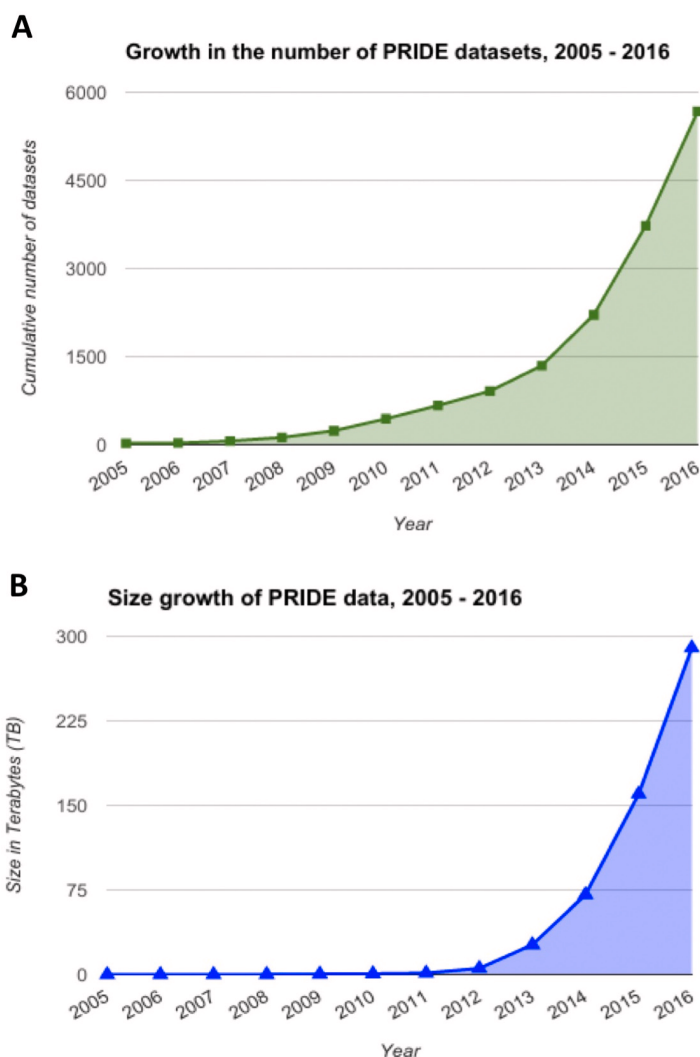
Although the European bioinformatics community has been very active in the proteomics field (see above), proteomics activities have not been highly represented in ELIXIR so far. There was a proteomics component in two small ELIXIR pilot actions (collaborations between EMBL-EBI, now ELIXIR central node, and Bioinformatics Services to Swedish Life Science [BILS], now ELIXIR-Sweden). In addition, a selection of proteomics tools and training events have been included in the ELIXIR tool registry<sup>15</sup> (<http://bio.tools>) and in TeSS, the ELIXIR training portal (<https://tess.elixir-europe.org/>), respectively. These platforms were recently presented to the proteomics community<sup>16</sup>. However, we propose that, due to the growing importance of the field and the prominence of proteomics bioinformatics activities in Europe, it is the right time to formally integrate proteomics activities in ELIXIR.

In this context, in February 2017, EMBL-EBI and ELIXIR-DE initiated the first ELIXIR ‘Implementation study’ involving proteomics approaches, as a starting point for the field. Within this implementation study, suggested by ELIXIR management, the meeting “The future of proteomics in ELIXIR” took place in Tübingen (Germany), as a general strategy meeting for future proteomics activities in ELIXIR. In this white paper, we first summarize the main conclusions of the meeting, and then explain possible future directions for the incorporation of proteomics activities in ELIXIR, taking into account the current overall ELIXIR structure, split in platforms and use cases.

## Methods

### Meeting “The future of proteomics in ELIXIR”

The meeting took place on March 1<sup>st</sup>–2<sup>nd</sup> 2017 in Tübingen (Germany). Attendance was widely advertised through ELIXIR dissemination channels (e.g., mailing lists, newsletter) and was open to any interested member of the community. There were



**Figure 1.** Number of datasets (**A**), and the total size of the PRIDE database (**B**), from 2005 to 2016. Data was retrieved directly from the PRIDE Archive Oracle™ database instance, which contains the file sizes and the dates when the datasets were originally submitted.

24 attendees representing eleven ELIXIR nodes: Germany (host), Belgium, Czech Republic, Denmark, France, Italy, Netherlands, Sweden, Switzerland, EMBL-EBI, and one representative from the ELIXIR Hub. The detailed minutes of the meeting are available as [Supplementary File 1](#). The meeting started with a presentation given by Rafael Jiménez (ELIXIR Chief Technical Officer) who provided a general overview of the current ELIXIR activities. This initial talk was followed by a series of presentations where the representatives of each node summarized their ongoing activities related to proteomics. All the presentations are freely available at <http://tinyurl.com/elixir-proteomics>.

The remainder of the meeting was devoted to an open discussion on how to bring together activities, experience, stakeholders, and emerging needs. First of all, ten potential ELIXIR stakeholders in this domain were identified, namely: funding agencies, regulatory

bodies, educators, infrastructures, publishers, core facilities, bio-informaticians, life scientists, industries and hospitals/patients. Second, a series of needs and challenges were outlined for each of the stakeholders, and these were then mapped to each of the existing ELIXIR platforms: *Data*, *Tools*, *Interoperability*, *Compute* and *Training* (see below). The output of this activity is summarized in [Supplementary Table 1](#). In the second day of the meeting, more concrete topics, derived from the identified needs and challenges were outlined by the attendees, and then organised in wider areas, so called “clusters”. Finally, they were prioritised, with the idea that these could form the basis for future proteomics activities in ELIXIR.

### Current ELIXIR internal structure

Here we describe the current status of ELIXIR platforms and use cases, by May 2017. ELIXIR’s activities are structured around

platforms and use cases. They bring together resources and expertise from the ELIXIR Nodes and form the basic unit of operation within ELIXIR. The ELIXIR platforms are responsible of the implementation of the ELIXIR programme and are organised in five key areas: *Data*, *Tools*, *Compute*, *Interoperability* and *Training*. The platforms are complemented by four use cases that represent four scientific communities: *Human data*, *Rare diseases*, *Marine metagenomics* and *Plant sciences* (Figure 2). The use cases drive the work of the ELIXIR platforms by defining their bioinformatics needs and requirements. The close collaboration between the ELIXIR use cases and platforms ensures that the services developed by the ELIXIR platforms are fit for purpose. Each platform and use case is led by a group of senior scientists from across the ELIXIR nodes. In addition to the funding available in each national ELIXIR node, the main source of financial support for ELIXIR activities comes from the ELIXIR-EXCELERATE EU H2020 project. Additional activities are funded through other complementary grants as well as ‘Implementation studies’ supported by the ELIXIR Hub.

**The ELIXIR platforms.** The *Data* platform focuses on sustaining Europe’s life science data infrastructure. This platform is working on guidelines and indicators for data resources to improve their impact and sustainability<sup>17</sup>. It also works on improving links between curated data resources and literature data.

The *Tools* platform is dedicated to services and connectors to drive access and exploitation of bioinformatics research software. The main key activities within this platform are centred to facilitate the discovery, benchmarking and interoperability of software. It does also focus on software development best practices, as well as on a strategy for workflows and software containers.

The *Interoperability* platform supports the discovery, integration and analysis of biological data. Activities driven by this platform are organised in projects around identifiers, metadata standards and linked data. It also works on the description of interoperability services as well as specialised workshops named BYOD (Bring Your

Own Data)<sup>18</sup> to improve the “FAIRness” (Findable, Accessible, Interoperable and Re-usable) of data resources<sup>19</sup>.

The *Compute* platform is dedicated to the compute, storage, transfer, authentication and authorization of biological data relying on services provided by ELIXIR nodes and e-infrastructures. Finally, the *Training* platform aims to increase the professional skills for managing and exploiting data. Part of activities are meant to train researchers, trainers and service providers, but it also includes other activities related to e-learning, to improve the discovery and availability of training materials and to measure the impact of training.

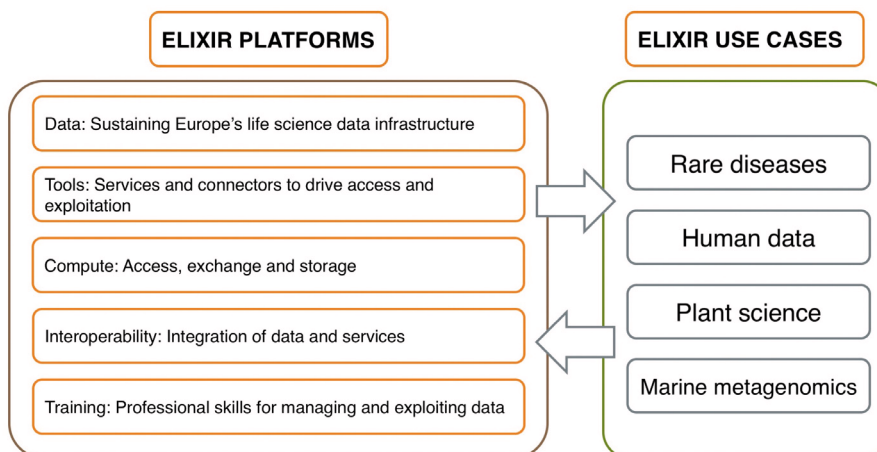
**Current ELIXIR use cases.** There are four use cases. First of all, the *Human data* use case develops long-term strategies for managing and accessing sensitive human data. The *Rare diseases* use case supports the development of new therapies for rare diseases. The *Marine metagenomics* use case works towards a sustainable metagenomics infrastructure to nurture research and innovation in the marine domain. Finally, the *Plant sciences* use case develops an infrastructure to support genotype-phenotype analysis for crop and tree species.

## Results and discussion

### Areas prioritised in the meeting

In an attempt to assess the relative priorities of the various areas of proteomics that might steer integration into ELIXIR, attendees voted on the relative importance of the topics. The following list shows the top-ranked areas for future ELIXIR related proteomics activities (called “Clusters” from now on), sorted in descending order by the number of votes received:

**Cluster 1. Multi-omics approaches.** It includes topics such as data integration of proteomics and other types of omics data, correlation between gene and protein expression, and development of data standards for “multi-omics” data types. A closely related group of activities was “Cancer proteomics”, comprising topics such as support for clinical proteomics data (including large patient cohorts) and cancer “multi-omics” (proteogenomics) studies.



**Figure 2.** Overview of current ELIXIR platforms and use cases (by May 2017).

**Cluster 2. Proteoforms and PTMs.** The term proteoform<sup>20</sup> represents the different molecular forms in which the protein product of a single gene can be found, including changes due to genetic variations, alternatively spliced RNA transcripts and PTMs, among other events. This cluster of activities included topics such as the handling, validation of proteoforms and creation of standards for their description, improvement of the existing connection between proteoforms, genes and metabolites (topic related to Cluster 1 above), and activities devoted to explain unidentified spectral signals.

**Cluster 3. Quality Control (QC) activities.** In any analytical discipline, QC is essential. Due to the fact that proteomics is a newer and still rapidly developing field, QC has historically not been as well-developed in proteomics as in, for instance, the more established small molecule mass spectrometry field<sup>14</sup>. This cluster is therefore focused on activities to develop automatic and reliable pipelines for QC of proteomics data at different levels.

**Cluster 4. Data analysis workflows and cloud computing.** The concrete activities outlined here could be summarized as the development of robust, reproducible, scalable, user-friendly, integrated, QC-controlled, data analysis pipelines, ideally enabling the use of compatible cloud infrastructures, which in addition, could also be used for data storage. Infrastructure supporting efficient development of such pipelines and workflows is also important, including tool repositories and documentation, workflow management systems and interfaces for accessing computational resources.

**Cluster 5. Protein quantification and statistics.** This topic encompasses the improvement of protein inference in shotgun proteomics approaches, the use of peptides that match to more than one protein precursor, and enhanced data integration/harmonisation for quantitative proteomics. It was perceived by many attendees that, although many of these issues are often considered solved, there are still many improvements possible in this area.

**Cluster 6. Metadata, standardisation, annotation, and data management.** This topic also includes the improvement in the annotation of proteomics datasets, in particular in data repositories like PRIDE (to facilitate public data reuse by third parties), the development and/or extension of existing Laboratory Information Management Systems (LIMS), standard data formats, and guidelines summarising best practises for data management, following FAIR principles.

The rest of the areas discussed got only one or two votes from the attendees, and included activities related to interactomics, structural proteomics, metabolomics, metaproteomics, the development of benchmarking datasets, and training efforts. Finally, it is worth highlighting an additional proposal for the creation of a repository for tool-related ideas.

### Alignment between ELIXIR activities and the needs of the proteomics community

As mentioned in the 'Methods' section, ELIXIR activities are currently structured in five platforms (*Data*, *Tools*, *Interoperability*, *Compute* and *Training*) and four longitudinal use cases (*Human data*, *Rare diseases*, *Marine metagenomics* and *Plant sciences*)

([Figure 2](#)). Our preferred option is that proteomics becomes the main focus of one additional ELIXIR use case in the near future. If there is no scope for proteomics to have its own use case, other options could be possible, for instance the integration of proteomics activities into the existing ELIXIR use cases. We think that the current use cases, heavily focused on genomics data, would also benefit from having a "multi-omics" perspective. Out of the existing cases, *Human data* would be an obvious choice. The other three could also benefit from proteomics activities: *Rare diseases* (clinical proteomics), *Marine metagenomics* (metaproteomics), and *Plant sciences* (plant proteomics).

In any case, and without considering specific use cases, it is clear that there are several topics that, in our opinion, would fit very well into the scope of the current five ELIXIR platforms:

1- *Data* platform. Metadata, standardisation, annotation and data management activities (Cluster 6), and "multi-omics" approaches (Cluster 1), involving data integration efforts from different omics data types, would be highly relevant in this context. Moreover, QC efforts (Cluster 3) are essential for all such types of data re-use. Indeed, data re-use is a very important aspect in proteomics data, as only 30–40% of the acquired data is typically exploited<sup>14</sup>. This creates extremely exciting opportunities for proteomics data re-use with specialized tools that can lead to the discovery of new biological information<sup>21</sup>.

2- *Tools* platform. In this platform, the overall aim would be to increase the visibility, quality and sustainability of proteomics software developed following best practices. First of all, more proteomics tools should be effectively included into the ELIXIR tool registry, and highlighted there appropriately. However, it is worth highlighting that there are around 350 proteomics tools represented in this resource already. In addition, the development of improved and user-friendly quantification algorithms and tools, along with direct coupling to dedicated and performant statistical analysis (Cluster 5), also connects directly to the ELIXIR tools platform. Other possible activities would be related to Cluster 4, and would involve the improvement of the description and sharing of proteomics workflows, facilitating the encapsulation of workflows, data and tools into proteomics software containers that could be shared across ELIXIR, taking advantage of existing resources. Finally, the proposed idea in the meeting to create of a repository for tool-related ideas, would also be applicable in the wider ELIXIR context.

3- *Interoperability* platform. Obviously, the activities of this platform are very relevant in the case of "multi-omics" approaches (Cluster 1), for instance the development of data standards for these type of approaches, e.g. to enable better data integration and visualisation. A close connection can also be made to metabolomics with regards to QC (Cluster 3), as the main technology of choice (mass spectrometry) is shared between these two fields.

4- *Compute* platform. Workflow analysis pipelines and activities related to the development of cloud infrastructures (Cluster 4) and QC activities (Cluster 3) should be highlighted here. This would involve different pieces of infrastructure supporting the efficient development of such workflows, e.g. the EDAM ontology and the

ELIXIR tool registry<sup>15</sup>, open data formats, and workflow management systems, among others.

It is important to note that, although originally set up in the *Data* platform, the proteomics ELIXIR implementation study mentioned in the ‘Introduction’ section aims to make a first step forward in this direction, for the popular shotgun (MS/MS) approaches. As a proof of concept, these pipelines will be deployed first in the EMBL-EBI “Embassy Cloud”, a cloud infrastructure based in the Open Stack operating system, with the idea that in the future they can be made available in other cloud systems (e.g. Amazon EC2, Google Cloud, Microsoft Azure), so that the developed pipelines can be freely reused by any interested researcher in the community. In the context of the implementation study, the pipelines are connected to the PRIDE database, bringing the analysis tools closer to the data as datasets become larger in size and complexity. This trend is ongoing for other omics technologies in the context of ELIXIR: for instance, the pipelines developed in the context of the *Marine metagenomics* use case<sup>22</sup>.

**5- Training platform.** ELIXIR is already working actively in coordinating training activities across Europe (e.g. the already mentioned TeSS portal). Although training was not specifically highlighted as one of the main areas for future development during the meeting, the reason is that everyone assumes that this is implicitly a key need in all bioinformatics fields. While excellent training courses and workshops have already been created in the field, a higher degree of coordination across Europe should be achieved for bioinformatics training activities, and in particular for computational proteomics topics, possibly in coordination with other fields such as metabolomics (see next section).

### Connection to metabolomics and other ESFRIs

As mentioned already, metabolomics and proteomics share a common experimental platform: mass spectrometry. A parallel effort is currently ongoing to integrate metabolomics activities in ELIXIR. There are many topics of common interest where both fields could benefit from a closer interaction: e.g. the development of common software (for QC, data visualisation, signal processing, to name but a few) and open data standards. Some initiatives are already working towards this goal, e.g. the computational mass spectrometry group (<http://compms.org/>), and some recent activities recently carried out by the PSI, but a lot of work remains to be done. One concrete proposal would be to coordinate efforts concerning training activities. ELIXIR would be an ideal platform to enable this coordination effort.

Coming back to the proteomics field, PRIME-XS (<http://www.primexs.eu>) was a four-year Infrastructure project funded by the EU FP7 Programme (2011–2015), coordinated by Prof. Albert Heck. The main aim of PRIME-XS was to provide funded access to an infrastructure of state-of-the-art proteomics technology to the European biological and biomedical research community. It is anticipated that future tailored EU H2020 infrastructure grant calls might provide an opportunity to create a second iteration of this successful project. The potential synergies with ELIXIR, considering the outlined activities in this white paper, would be obvious at different levels, for instance the provision of a cloud computing infrastructure to store and analyse the acquired data in a scalable and reproducible way, and the development of pipelines to allow data integration between proteomics and other omics data types.

### Conclusions

We hope that this white paper acts as a guide to achieve the overall goal of integrating proteomics into ELIXIR. In our opinion, this would not only make perfect sense from a scientific point of view (proteomics information provides an essential ingredient in a “full picture” of life), but also because it would enable computational proteomics to work in close contact with bioinformatics activities in other high-throughput fields, which will undoubtedly trigger many possible interactions, exchanges, and exciting novel developments.

---

### Competing interests

No competing interests were disclosed.

### Grant information

The meeting was funded by funds provided by the ELIXIR Central Hub (supported by EU H2020 Research Infrastructures). This activity is included in the ELIXIR Implementation Project entitled ‘Mining the Proteome: Enabling Automated Processing and Analysis of Large-Scale Proteomics Data’.

*The funders had no role in study design, data collection and analysis, decision to publish, or preparation of the manuscript.*

### Acknowledgements

We want to acknowledge P. Velek (ELIXIR Hub) for his help in drafting [Figure 2](#).

### Supplementary material

Supplementary File 1: Detailed minutes of the meeting “*The future of proteomics in ELIXIR*”.

[Click here to access the data.](#)

Supplementary File 2: Table S1: Table summarising the output of the open discussion at the meeting.

[Click here to access the data.](#)

## References

1. Mallick P, Kuster B: **Proteomics: a pragmatic perspective.** *Nat Biotechnol.* 2010; **28**(7): 695–709.  
[PubMed Abstract](#) | [Publisher Full Text](#)
2. Aebersold R, Mann M: **Mass-spectrometric exploration of proteome structure and function.** *Nature.* 2016; **537**(7620): 347–55.  
[PubMed Abstract](#) | [Publisher Full Text](#)
3. Menschaert G, Fenyo D: **Proteogenomics from a bioinformatics angle: A growing field.** *Mass Spectrom Rev.* 2015.  
[PubMed Abstract](#) | [Publisher Full Text](#)
4. Cox J, Mann M: **MaxQuant enables high peptide identification rates, individualized p.p.b.-range mass accuracies and proteome-wide protein quantification.** *Nat Biotechnol.* 2008; **26**(12): 1367–72.  
[PubMed Abstract](#) | [Publisher Full Text](#)
5. Röst HL, Sachsenberg T, Aiche S, *et al.*: **OpenMS: a flexible open-source software platform for mass spectrometry data analysis.** *Nat Methods.* 2016; **13**(9): 741–8.  
[PubMed Abstract](#) | [Publisher Full Text](#)
6. Barsnes H, Vaudel M, Colaert N, *et al.*: **compomics-utilities: an open-source Java library for computational proteomics.** *BMC Bioinformatics.* 2011; **12**: 70.  
[PubMed Abstract](#) | [Publisher Full Text](#) | [Free Full Text](#)
7. Vaudel M, Burkhardt JM, Zahedi RP, *et al.*: **PeptideShaker enables reanalysis of MS-derived proteomics data sets.** *Nat Biotechnol.* 2015; **33**(1): 22–4.  
[PubMed Abstract](#) | [Publisher Full Text](#)
8. Vizcaino JA, Csordas A, del-Toro N, *et al.*: **2016 update of the PRIDE database and its related tools.** *Nucleic Acids Res.* 2016; **44**(D1): D447–56.  
[PubMed Abstract](#) | [Publisher Full Text](#) | [Free Full Text](#)
9. Deutsch EW, Csordas A, Sun Z, *et al.*: **The ProteomeXchange consortium in 2017: supporting the cultural change in proteomics public data deposition.** *Nucleic Acids Res.* 2017; **45**(D1): D1100–D6.  
[PubMed Abstract](#) | [Publisher Full Text](#) | [Free Full Text](#)
10. Deutsch EW, Albar JP, Binz PA, *et al.*: **Development of data representation standards by the human proteome organization proteomics standards initiative.** *J Am Med Inform Assoc.* 2015; **22**(3): 495–506.  
[PubMed Abstract](#) | [Publisher Full Text](#) | [Free Full Text](#)
11. Uhlén M, Fagerberg L, Hallström BM, *et al.*: **Proteomics.Tissue-based map of the human proteome.** *Science.* 2015; **347**(6220): 1260419.  
[PubMed Abstract](#) | [Publisher Full Text](#)
12. UniProt Consortium: **UniProt: a hub for protein information.** *Nucleic Acids Res.* 2015; **43**(Database issue): D204–12.  
[PubMed Abstract](#) | [Publisher Full Text](#) | [Free Full Text](#)
13. Lane L, Argoud-Puy G, Britan A, *et al.*: **neXtProt: a knowledge platform for human proteins.** *Nucleic Acids Res.* 2012; **40**(Database issue): D76–83.  
[PubMed Abstract](#) | [Publisher Full Text](#) | [Free Full Text](#)
14. Martens L, Vizcaino JA: **A Golden Age for Working with Public Proteomics Data.** *Trends Biochem Sci.* 2017; **42**(5): 333–341.  
[PubMed Abstract](#) | [Publisher Full Text](#) | [Free Full Text](#)
15. Ison J, Rapacki K, Ménager H, *et al.*: **Tools and data services registry: a community effort to document bioinformatics resources.** *Nucleic Acids Res.* 2016; **44**(D1): D38–47.  
[PubMed Abstract](#) | [Publisher Full Text](#) | [Free Full Text](#)
16. Willems S, Bouyssié D, David M, *et al.*: **Proceedings of the EuBIC Winter School 2017.** *J Proteomics.* 2017; **161**: 78–80.  
[PubMed Abstract](#) | [Publisher Full Text](#)
17. Durinx C, McEntyre J, Appel R, *et al.*: **Identifying ELIXIR Core Data Resources [version 2; referees: 2 approved].** *F1000Res.* 2016; **5**: pii: ELIXIR-2422.  
[PubMed Abstract](#) | [Publisher Full Text](#) | [Free Full Text](#)
18. Eijssen L, Evelo C, Kok R, *et al.*: **The Dutch Techcentre for Life Sciences: Enabling data-intensive life science research in the Netherlands [version 2; referees: 2 approved, 1 approved with reservations].** *F1000Res.* 2015; **4**: 33.  
[PubMed Abstract](#) | [Publisher Full Text](#) | [Free Full Text](#)
19. Wilkinson MD, Dumontier M, Aalbersberg IJ, *et al.*: **The FAIR Guiding Principles for scientific data management and stewardship.** *Sci Data.* 2016; **3**: 160018.  
[PubMed Abstract](#) | [Publisher Full Text](#) | [Free Full Text](#)
20. Smith LM, Kelleher NL, Consortium for Top Down Proteomics: **Proteoform: a single term describing protein complexity.** *Nat Methods.* 2013; **10**(3): 186–7.  
[PubMed Abstract](#) | [Publisher Full Text](#) | [Free Full Text](#)
21. Vaudel M, Verheggen K, Csordas A, *et al.*: **Exploring the potential of public proteomics data.** *Proteomics.* 2016; **16**(2): 214–25.  
[PubMed Abstract](#) | [Publisher Full Text](#) | [Free Full Text](#)
22. Robertsen EM, Denise H, Mitchell A, *et al.*: **ELIXIR pilot action: Marine metagenomics – towards a domain specific set of sustainable services [version 1; referees: 1 approved, 2 approved with reservations].** *F1000Res.* 2017; **6**: (ELIXIR)(70).  
[Publisher Full Text](#)

# Open Peer Review

Current Peer Review Status:  

Version 1

Reviewer Report 05 July 2017

<https://doi.org/10.5256/f1000research.12693.r23920>

© 2017 Chen C. This is an open access peer review report distributed under the terms of the [Creative Commons Attribution License](#), which permits unrestricted use, distribution, and reproduction in any medium, provided the original work is properly cited.



## Chuming Chen

Center for Bioinformatics and Computational Biology, University of Delaware, Newark, DE, USA

This white paper presents a framework for integrating computational proteomics into ELIXIR as the result of a strategy meeting on 'The Future of Proteomics in ELIXIR' that took place in March 2017 in Tübingen (Germany). The meeting discussions lead to six priority areas: Multi-omics approaches; Proteoforms and PTMs; Quality Control (QC) activities; Data analysis workflows and cloud computing; Protein quantification and statistics; Metadata, standardization, annotation, and data management. The priority areas are well aligned with the current ELIXIR platforms: Data platform; Tools platform; Interoperability platform; Compute platform; Training platform and can be integrated into ELIXIR. The paper is well structured and written.

Minor change:

On page 7 of PDF version of paper, paragraph "2 - Tools platform ...":

"it is worth highlighting that there are around 350 tools proteomics tools represented in this resource already", the first "tools" should be removed.

**Is the topic of the opinion article discussed accurately in the context of the current literature?**

Yes

**Are all factual statements correct and adequately supported by citations?**

Yes

**Are arguments sufficiently supported by evidence from the published literature?**

Yes

**Are the conclusions drawn balanced and justified on the basis of the presented arguments?**

Yes

**Competing Interests:** No competing interests were disclosed.

**I confirm that I have read this submission and believe that I have an appropriate level of expertise to confirm that it is of an acceptable scientific standard.**

Reviewer Report 28 June 2017

<https://doi.org/10.5256/f1000research.12693.r23454>

© 2017 Elortza F. This is an open access peer review report distributed under the terms of the [Creative Commons Attribution License](#), which permits unrestricted use, distribution, and reproduction in any medium, provided the original work is properly cited.



**Felix Elortza**

CIC bioGUNE, CIBERehd, ProteoRed-ISCI, Derio, Spain

Proteomics has reached a point in which bioinformatics is of paramount importance for the process to extract the maximum information out of the enormous amount of data obtained in practically any study. The scientific community in general and proteomics in particular is eager to get new and effective solutions that may implement that way. In this white paper manuscript, Vizcaino *et al.* explain the ELIXIR initiative and the importance of integrating proteomics in this European Research Infrastructure. Authors cover in a detailed way what was covered on the meeting that took place in Tübingen (Germany) on February 2017 under the name “The future of proteomics in ELIXIR”. The paper is well written and structured. Conclusions are clearly stated.

**Is the topic of the opinion article discussed accurately in the context of the current literature?**

Yes

**Are all factual statements correct and adequately supported by citations?**

Yes

**Are arguments sufficiently supported by evidence from the published literature?**

Yes

**Are the conclusions drawn balanced and justified on the basis of the presented arguments?**

Yes

**Competing Interests:** No competing interests were disclosed.

**I confirm that I have read this submission and believe that I have an appropriate level of expertise to confirm that it is of an acceptable scientific standard.**

The benefits of publishing with F1000Research:

- Your article is published within days, with no editorial bias

- You can publish traditional articles, null/negative results, case reports, data notes and more
- The peer review process is transparent and collaborative
- Your article is indexed in PubMed after passing peer review
- Dedicated customer support at every stage

For pre-submission enquiries, contact [research@f1000.com](mailto:research@f1000.com)

F1000Research