



HAL
open science

Hemp-based adsorbents for sequestration of metals: a review

Nadia Morin-Crini, Sonia Loiacono, Vincent Placet, Giangiacomo Torri, Corina Bradu, Mirjana Kostić, Cesare Cosentino, Gilles Chanet, Bernard Martel, Eric Lichtfouse, et al.

► To cite this version:

Nadia Morin-Crini, Sonia Loiacono, Vincent Placet, Giangiacomo Torri, Corina Bradu, et al.. Hemp-based adsorbents for sequestration of metals: a review. *Environmental Chemistry Letters*, 2019, 17 (1), pp.393-408. 10.1007/s10311-018-0812-x. hal-02082932

HAL Id: hal-02082932



<https://hal.science/hal-02082932>

Submitted on 28 Mar 2019

HAL is a multi-disciplinary open access archive for the deposit and dissemination of scientific research documents, whether they are published or not. The documents may come from teaching and research institutions in France or abroad, or from public or private research centers.

L'archive ouverte pluridisciplinaire **HAL**, est destinée au dépôt et à la diffusion de documents scientifiques de niveau recherche, publiés ou non, émanant des établissements d'enseignement et de recherche français ou étrangers, des laboratoires publics ou privés.

Hemp-based adsorbents for sequestration of metals: a review

Nadia Morin-Crini¹ · Sonia Loiacono¹ · Vincent Placet² · Giangiacomo Torri³ · Corina Bradu⁴ · Mirjana Kostić⁵ · Cesare Cosentino³ · Gilles Chanet⁶ · Bernard Martel⁷ · Eric Lichtfouse⁸  · Grégorio Crini¹ 

Abstract

With the increasing focus on renewable materials and sustainability issues, the development of non-conventional materials from natural resources and possessing complexing properties is currently an area of extensive research due to their potential applications in biosorption processes for pollutant removal. Among them, the hemp plant (*Cannabis sativa*), an annual high yielding industrial crop grown for its fibres and seeds, is one of the most promising materials for biosorption of metal ions from diluted waste streams. In this review, an extensive list of hemp-based biosorbent literature has been compiled and discussed. After a brief description of hemp and its properties and applications, the review gives a general overview of liquid–solid biosorption processes for metal sequestration from aqueous solutions onto hemp-based materials.

Keywords Hemp · Metals · Sequestration · Biosorption · Mechanisms

✉ Grégorio Crini
gregorio.crini@univ-fcomte.fr

Nadia Morin-Crini
nadia.crini@univ-fcomte.fr

Sonia Loiacono
sonia.loiacono@univ-fcomte.fr

Vincent Placet
vincent.placet@univ-fcomte.fr

Giangiacomo Torri
torri@ronzoni.it

Corina Bradu
corina.bradu@g.unibuc.ro

Mirjana Kostić
kostic@tmf.bg.ac.rs

Cesare Cosentino
cosentino@ronzoni.it

Gilles Chanet
gilles.chanet@interval.coop

Bernard Martel
bernard.martel@univ-lille1.fr

Eric Lichtfouse
eric.lichtfouse@inra.fr

¹ Laboratoire Chrono-environnement, UMR 6249, UFR Sciences et Techniques, Université Bourgogne Franche-Comté, 16 Route de Gray, 25000 Besançon, France

² FEMTO-ST Institute, CNRS/UFC/ENSMM/UTBM, Department of Applied Mechanics, Bourgogne Franche-Comté University, 25000 Besançon, France

³ Istituto di Chimica e Biochimica G. Ronzoni, 81 Via G. Colombo, 20133 Milan, Italy

⁴ Research Center for Environmental Protection and Waste Management, University of Bucharest, Splaiul Independentei 91-95, 050095 Bucharest, Romania

⁵ Faculty of Technology and Metallurgy, University of Belgrade, Karnegijeva 4, Belgrade 11000, Serbia

⁶ Eurochanvre, 7 Route de Dijon, 70100 Arc-les-Gray, France

⁷ CNRS, INRA, ENSCL, UMR 8207, UMET - Unité Matériaux et Transformations, Université de Lille, 59655 Lille, France

⁸ Aix Marseille Univ, CNRS, IRD, INRA, Coll France, CEREGE, Aix-en-Provence, France

Introduction

This article is an abridged version of the chapter published by Morin-Crini et al. (2018) in the series Environmental Chemistry for a Sustainable World.


Many wastewaters contain significant levels of organic and mineral contaminants which are toxic or otherwise undesirable because they create, in particular, odour, bad taste and colour. Amongst the numerous techniques of contaminant removal, liquid–solid adsorption is the procedure of choice as it can be used to efficiently remove different types of contaminants (Manes 1998; Cooney 1999; Liu and Liptak 2000; Dąbrowski 2001; Yang 2003; Crini and Badot 2008). Furthermore, adsorption can produce high-quality water while also being a process that is both technologically simple and economically feasible. So, adsorption processes from aqueous solutions are important techniques in water purification, wastewater decontamination, and many other areas such as recovery and separation applications (Sharma and Sanghi 2012).

Carbons are one of the oldest and most widely used adsorbents in industry (Manes 1998). Indeed, due to their great capacity to adsorb contaminants, commercial activated carbon is the most effective adsorbents, and if the adsorption system is properly designed, they give a good-quality output, with concentrations under the legal limits for discharge waters. This capacity is mainly due to their structural characteristics and their porous texture which gives them a large surface area, and their chemical nature which can be easily modified by chemical treatment in order to improve their properties. The processes that use these usual adsorbents are often carried out in a batch mode, by adding activated carbon to a vessel containing the contaminated solution, or by feeding the solution continuously through a packed bed of carbon. Adsorption

processes using activated carbon are also interesting because of convenience, easy operation, and their simplicity of design (Manes 1998; Radovic et al. 2000). However, although these commercial materials are preferred conventional adsorbents for contaminant removal, their widespread industrial use is restricted due to high cost (Crini 2005; Kyzas and Kostoglou 2014). As such, alternative non-conventional adsorbents including products and by-products of biological and agricultural origin, and from forest industries were proposed, studied and employed as inexpensive and efficient adsorbents—in this case called biosorbents due to their natural origin and property to bind and concentrate metal ions from aqueous solutions (McKay 1996; Volesky 2004; Blackburn 2004; Crini 2006; Oliveira and Franca 2008; Crini and Badot 2010; Rezić 2013; Michalak et al. 2013; Vijayaraghavan and Balasubramanian 2015; Sharma 2015; Muya et al. 2016; Okenicova et al. 2016; Khalaf 2016; Zhao et al. 2016).

Indeed, the past three decades have shown an explosion in the development of new materials proposed as biosorbents for metal removal in biosorption-oriented processes using various contacting systems. These include living organisms (e.g. algae, bacteria, fungi and yeasts) and dead biomass (e.g. bark, sawdust, peat, natural fibres such as cotton and flax, plants and other organic substances such as biopolymers or polysaccharides). Polysaccharides include starch, cellulose, alginate and chitin and their derived products such as chitosan and cyclodextrins. These materials are interesting due to the fact that they are abundant in nature, available in large quantities, inexpensive, and may have potential as biosorbent materials due to their physicochemical characteristics and particular structure (Volesky 2004; Blackburn 2004; Crini 2005, 2006). Abundant data can be found in the literature summarized in Morin-Crini et al. (2018). Actually, numerous works are being conducted on the use of hemp-based materials as biosorbents. Hemp is a fast growing,

Fig. 1 Hemp field (a) and dioecious male plant (b)



annual herbaceous (Fig. 1) and multi-purpose plant. In particular, its bast fibres are natural, cheap, strong, stiff and lightweight, and have been identified not only as attractive reinforcements for composites (thermoplastic polymers) and material for wool insulation but also as useful chelating materials.

To the best of our literature review, this review is the first published review on the potential use of hemp-based materials in water and wastewater treatment. After a brief description of hemp and its properties and applications, the review gives a general overview of liquid–solid biosorption processes for metal sequestration from aqueous solutions onto hemp-based materials. For this, an extensive list of hemp-based biosorbent literature has been compiled and discussed.

Hemp, an interesting raw material

Hemp is a dicotyledonous plant from the order of Rosales, from the family of Cannabaceae, genus *Cannabis* (Bouloc 2013). Hemp—also called industrial hemp—refers to the non-psychoactive varieties of *Cannabis sativa* L. Hemp is an annual high yielding industrial crop grown for its fibres and seeds. This plant is being mainly cultivated in Europe, Canada and China (the largest supplier in the world). France is the top European producer of hemp with an area of cultivation around 12,000 ha. Other important producing countries are Romania, Italy, Poland and Hungary (Amaducci 2005; Bouloc 2013; Salentijn et al. 2015).

Hemp is an interesting raw material for its very low-cost, abundance, renewable character, particular chemical composition of its fibres including moisture content, macromolecular network with numerous hydroxyl groups capable of forming intra- and intermolecular bonds, and specific physical (low density), mechanical, thermal, acoustic and aseptic properties (Păduraru and Tofan 2008; Bouloc 2013; Amaducci et al. 2015). Hemp fibres are also classified as eco-friendly material and good candidates as a (partial) substitute for synthetic fibres such as glass, carbon or metallic fibres.

Cannabis sativa L. is the source of two types of natural fibres: bast fibres (fibrous form) and woody core fibres, called hurds or shives (granular form). Its cultivation also provides seeds for oil production. Hemp stem consists of approximately 20–40% of bast fibres and 60–80% of hurds (Stevulova et al. 2014). The outside of the stem is covered with bark (called epidermis). Inside the stems are bast fibres and the woody core. The separation of the bast fibre is carried out through defiberization or decortication (breaking the woody core of the stems into short pieces and separation of bast fibre from the hurds) using specialized machineries. The hemp fibres are situated in the bast of the hemp plant. The

by-product of the hemp stem obtained after the industrial defiberization process is called chenevotte (constituted from the xylem tissue of the stem, i.e. the shives).

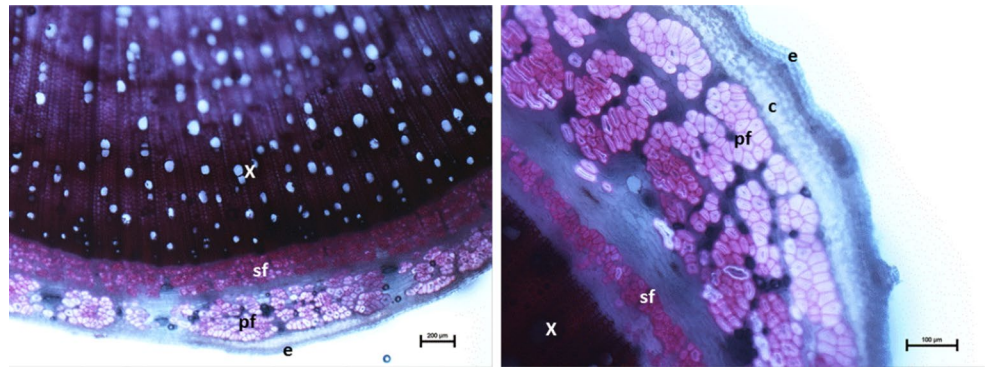
Technical (multi-cellular) fibres, composed of elementary fibre bundles obtained by primary processing of stalks, are characterized with heterogeneous chemical composition and fairly complicated structure. The main constituents are cellulose, hemicellulose and lignin, while minor components such as pectin and waxes are regarded as surface impurities (Placet et al. 2017). As member of the bast fibre family, hemp contains over 75% of cellulose and less than 10–12% of lignin (compared with 60% and 30%, respectively, for wood). The bast fibres contain higher amounts of cellulose than the hurds.

Their structure is complex. Indeed, hemp fibres are very heterogeneous and can be considered themselves as a composite material comprising three different parts (Le Troëdec et al. 2011). From the outer to the inner part, fibres consist of a middle lamella, a primary, a secondary and a tertiary cell wall, build up around an opening, the lumen. The bast fibres are joined together by the middle lamella, mainly composed of pectin (macromolecules of galacturonic acid) encrusted with lignin that hold fibres together into a bundle. Next to the middle lamella, the primary cell wall consists of disorganized arrangements of cellulose fibrils embedded in an organic matrix of hemicelluloses, lignin and proteins. The secondary cell wall consists of three layers of cellulose fibrils with different axial orientations that are bound by hemicelluloses. Each fibre bundle consists of single (elementary) fibres. There are two types of fibres with approximately the same diameter: (1) the useful primary fibres (5–55 mm long) and (2) the short secondary fibres (2 mm long). However, the cell walls of the bast fibres are 5–10 times thicker than those of woody fibres. In contrast to the high quality of bast fibres, the hurds is the least valuable part of the plant, chemically close to wood (Stevulova et al. 2014). Figure 2 shows microscopic observations of fresh transverse hemp stem sections at two different magnifications showing lignin component (Placet et al. 2014).

In plant fibres, water can be held in the form of bound water and free water. Free water can be found as liquid, liquid–vapour mixture or vapour within the fibre lumen. Bound water interacts with the hydrophilic polymers of the fibre wall. It is absorbed into the cell wall by hydrogen bonds on the accessible polar hydroxyl groups, generally termed biosorption sites. The constitutive hydrophilic polymers are classically classed into three types: (1) cellulose, (2) hemicelluloses and pectins and (3) lignins.

Cellulose is made of linear chains of glucose aggregated into microfibrils, including highly crystalline parts surrounding amorphous components (also called paracrystalline cellulose). Even though cellulose has a high hydroxyl group-to-carbon element (OH/C) ratio, most of them are

Fig. 2 Hemp (*Cannabis sativa*) stem cross sections—Microscopic observations of fresh transverse sections at two different magnifications after cytochemical staining using the Wiesner reagent (phloroglucinom-HCl) that gives a purple-red colouration to lignin (X xylem, pf primary fibres, sf secondary fibres, c collenchyma, e epidermis)



inaccessible to water molecules, due to the crystalline organization, and water molecules can gain access only into amorphous cellulose. Hemicelluloses and pectins are predominantly amorphous polysaccharides with high (OH/C) ratio and highly accessible to water molecules. Lignin is third main type of hydrophilic polymeric constituent. It is an amorphous crosslinked polymer, composed of phenolic units, that occurs in plant fibres with more or less amounts, and which has relatively low OH/C ratio when compared to polysaccharides. So the water adsorption capacity in fibre wall is mainly determined by the amount and accessibility of hydroxyl groups.

The physical and chemical states of water in plant fibres depend on the surrounding environment. In ambient air, plant fibres are constantly exchanging moisture with atmosphere. Water molecules can be found in the form of bound water in the cell wall and water vapour within the fibre lumen. When fibres are exposed to liquid water (i.e. submerged in or in direct contact with liquid water), or when freshly cut, in addition to the bound water that is saturating the cell wall, liquid water can also fill the lumen by capillary suction. Water absorption in the cell wall is the result of a combination of complex mass transfer mechanisms as in all

the open porous materials. It includes water vapour diffusion within the lumen and in the air surrounding the outer surface of the fibre, adsorption on the hydroxyl groups of hydrophilic polymers and diffusion of bound water in the wall.

When bast tissues or technical fibres are submerged in water, a separation of fibres is generally observed (see Fig. 3) due to the leaching and also to the degradation of the gummy substances (pectins mainly) surrounding the technical and individual fibres due to the action of enzymes produced by micro-organisms. This is the mechanism observed during water retting, one of the process employed to facilitate the separation of the fibres from the stem (Di Candilo et al. 2009).

Its versatility is also another important advantage, being useable in the form of fibres, felts, powders (by-products, fragments, shives) and oils, due to the fact that the entire plant (seeds and plant stem) is recoverable. Indeed, all parts of the hemp plant can be used for myriad applications (Ranalli 1999; Liberalato 2003; Ranalli and Venturi 2004; Bouloc 2013; Amaducci et al. 2015). Figure 4 depicts a flow chart of multi-purpose hemp applications in domestic and industrial sectors. Hemp fibres and stalks are thus used for numerous applications such as in textiles (e.g. clothes,




Fig. 3 Electron microscopy images of the fibre surface **a** before and **b** after washing by water

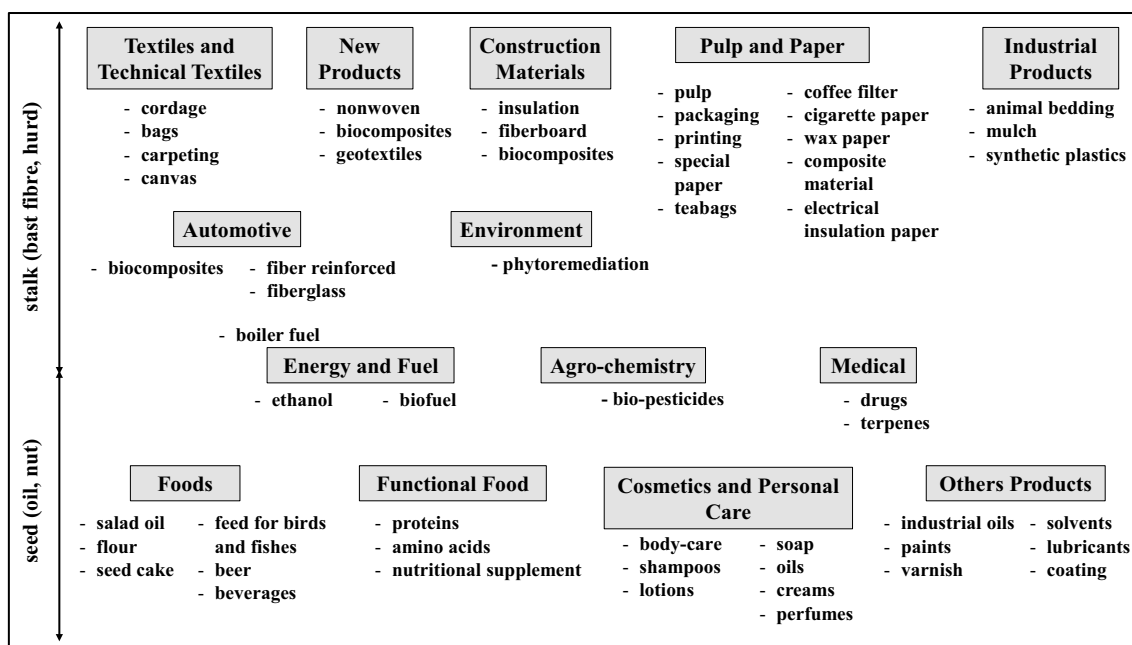


Fig. 4 Examples of multi-purpose hemp applications in domestic and industrial sectors

sport clothing, jeans, ropes, shoes, bags) and pulp and paper industries (e.g. paper products, cardboard, packaging, filters), construction applications, biocomposites, agrochemistry, mulch and animal bedding. Textiles made from hemp are easy to produce, durable, versatile and biodegradable. Fibres are also more resistant to weather and ultraviolet rays than cotton and silk and can be mixed with other materials to create clothing hybrids.

Oils are used for applications in cosmetics and body care products (e.g. soaps, shampoos, lotions, creams, perfumes), pharmacy (e.g. to reduce acne breakouts and to improve skin conditions, interesting in dermatitis and eczema treatments), food-processing (e.g. health foods, nutraceutical products, protein isolates, beverages, animal food as feed for birds and fishes), agrochemistry, fuel (a by-product of its cultivation), paint, varnish, detergent, ink and lubricants. In cosmetology, hemp-based oils are interesting as additive due to their high concentration of fatty acids. In food chemistry, hemp is nutritious thanks to high levels of proteins, essential amino acids (rich in lanolin and linolenic acids), and other valuable elements (fibre, iron, potassium, zinc, etc.). In China, hemp is widely used as a component for food and medicine.

Hemp can also be processed into different forms of felt, with various densities, used for example in automotive and construction applications (insulation materials) or as reinforcement in composite materials (plastic composites, biocomposites). Hemp provides all sorts of good building materials. They are durable, lightweight, affordable to produce, and waterproof, fireproof and rodent proof. These materials are also ideal for resisting damage caused by earthquakes,

floods or other natural disasters. Furthermore, the woody core part (shives) and short and entangled fibres obtained as by-product of hemp processing can be used in lower-grade products such as insulation products, fibreboard and erosion control mats, while the fibrous core can be blended with lime to make strong, lightweight concrete (Ranalli and Venturi 2004; Shahzad 2012; Keijsers et al. 2013; Kostic et al. 2014).

Other innovative applications such as nanotechnology (e.g. nanomaterials with similar properties as graphene, supercapacitors and nanosheets), hemp plastic for 3D printing, biocomposites for airplanes, solar panels, bacteria-fighting fabric, bioactive metabolites such as cannabinoids, terpenoids and flavonoids, bio-pesticides, in cleaning up air and soil contamination, and biofuel production (with no sulphur emissions) open new challenges (Citterio et al. 2003; Rehman et al. 2013). Indeed, one of the most interesting uses for hemp is in cleaning up soil contamination through phytoremediation process (Citterio et al. 2003). Hemp could be grown on soils contaminated with metals or radioactive elements. Hemp plants were shown to be effective in cleaning the soil around the site of Russia's Chernobyl nuclear disaster (Vandenhove and Van Hees 2003). Recently, they were considered for use near Fukushima. Hemp is also receiving more and more attention in water and wastewater treatment.

A novel application of hemp-based materials for the sequestration of metals

Liquid/solid adsorption is one of the most frequently used techniques for the decontamination of aqueous media worldwide (Berefield et al. 1982; McKay and Al Duri 1989; Volesky 1990; McKay 1996; Wase and Forster 1997; Cooney 1999; Ho et al. 2002; Crini and Badot 2010). Adsorption is a physical–chemical method of separation in which substances present in a liquid become bound to the surface of a solid material (Treybal 1987; Tien 1994; Volesky 1990, 2004; McKay 1996; Yang 2003). It is a process of partition of the molecule to be eliminated, called the adsorbate, between the aqueous solution and the solid, named the adsorbent or biosorbent/sorbent, depending on the type of material used.

The technique most frequently used to study adsorption (biosorption/sorption) phenomena, not only in research laboratories but also in the industrial sector, is the static approach or batch process. This approach involves mixing a known volume of water with known concentrations of adsorbate to be processed with a given quantity of adsorbent, in previously established conditions of stirring rate, stirring duration, concentration, pH, ionic strength and temperature. The mixture is stirred for a given contact time and then separated by a physical step involving centrifugation, sedimentation or filtration. By determining the concentrations in the supernatant and in the initial solution, it is possible to calculate the efficiency of the solid material, i.e. its performance in terms of pollutant elimination (Crini and Badot 2010).

Recently, the development of hemp-based materials as biosorbents is an expanding field in the area of pollutant removal. This is an interesting challenge because the


majority of commercial polymers are derived from petroleum-based raw materials using processing chemistry that is not always safe or environmental friendly. Today, there is growing interest in developing natural low-cost alternatives to synthetic polymers. Hemp could be a promising alternative. Commercial hemp-based products are usually offered as powders (by-products), fibres or felts (Fig. 5).

To characterize hemp-based materials, numerous techniques such as Fourier transform infrared spectrophotometry, energy-dispersive X-ray spectroscopy, X-ray photoelectron spectroscopy, solid-state nuclear magnetic spectroscopy (NMR), differential scanning calorimetry, thermogravimetric analysis, contact angle measurement and scanning electron microscopy can be used. For example, NMR is a powerful tool for hemp characterization. In Fig. 6, the solid-state ^{13}C -NMR spectra show the peaks of disordered cellulose in the range 50 and 110 ppm. These broad signals are attributable to the glucopyranose unit of the cellulose structure of the raw fibres. The spectrum of felt containing 10% of polypropylene (used as a matrix to reinforce fibres; typical applications on these composites include automotive interior substrates, furniture and other consumer products) clearly shows three additional peaks between 20 and 50 ppm due to polypropylene.

Hemp-based materials as biosorbents

Hemp-based biosorbents have been proposed for applications in water treatment, in particular for metal ion removal from aqueous synthetic solutions. The interaction between hemp and metal ions has been intensively investigated by Păduraru and co-workers using batch and fixed-bed column studies (Tofan and Păduraru 1999, 2000, 2004; Tofan et al. 2001a, b, 2009, 2010a, b, c, 2013, 2015, 2016a, b; Păduraru and Tofan 2002, 2008). These authors studied the capacity

Fig. 5 Pictures of the hemp-based materials used as biosorbents: a sawdust, b hurds (shives), c fibres and d felt



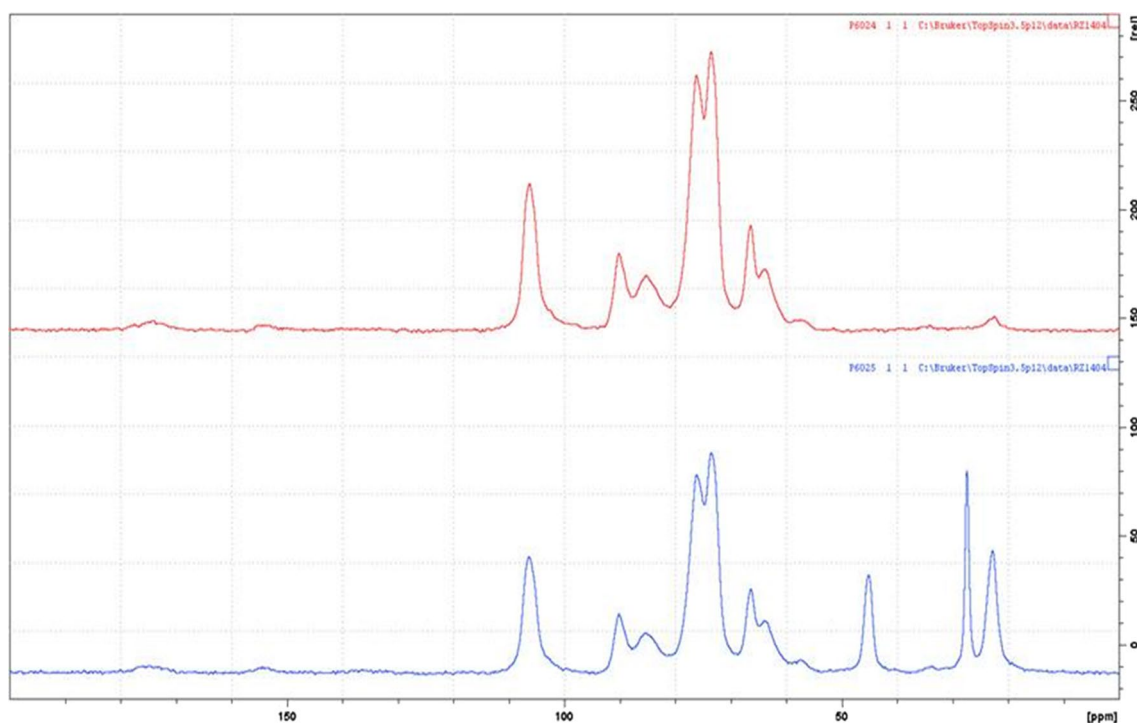


Fig. 6 Comparison of the ^{13}C NMR spectra of two felts containing hemp fibres without (in red) and with (in blue) the presence of an additive (10% of polypropylene)

and mechanism of hemp fibres in removing different metals (i.e. Cd, Co, Cr, Cu, Pb, Ag and Zn) from aqueous monometallic solutions. Before use raw hemp fibres, wastes from the textile industry were purified by boiling for 4 h in a solution containing soap and soda ash, followed by washing several times with water, and drying in an oven at 45 °C. Their investigations clearly indicated, for the first time, that hemp fibres had a high capacity for metals adsorption and were very useful for the treatment of wastewaters. Between 7.5 and 13.5 mg of metal can be eliminated per gram of fibre, depending on the type of metal. For example, the monolayer adsorption capacity for Cu(II) Cr(III), Cd(II) and Ag(I) was 9.0735, 4.0006, 2.5909 and 1.2253 mg/g, respectively. In all the experimental conditions tested, the order of affinity was the same: $\text{Cu} > \text{Cr} > \text{Cd} > \text{Ag}$ (Păduraru and Tofan 2002). The results also reported that hemp waste materials were efficient in removing Co (II), Pb(II) and Zn(II) from diluted and concentrated aqueous solutions. In another work, the authors evaluated the thermodynamic feasibility of Pb(II) biosorption process on hemp by calculating thermodynamic parameters such as Gibbs free energy change (ΔG), enthalpy change (ΔH) and entropy change (ΔS). Evaluation of these parameters gives an insight into the possible mechanisms of adsorption. At all studied temperatures (between 277 and 333°K), the ΔG values were negative, showing the feasibility and spontaneous nature of Pb biosorption on fibres (Tofan et al. 2010b). ΔG was estimated from the equilibrium

adsorption data under the assumption that the adsorption of a pollutant was reversible and that an equilibrium condition was established in the batch system. The positive values of ΔH indicated that Pb biosorption was an endothermic process, favoured by temperature increase. The positive value of ΔS suggested an increased randomness at the interface of hemp-solution and high affinity of the hemp fibres for Pb ions. Kinetics were also rapid and could be described by a pseudo-first-order model. The Langmuir model was found to be the most appropriate to describe the adsorption process in all the case of metals studied. For Co removal, the authors showed that the biosorption capacity of the fibres used in column (15.44 mg/g) performed better than that of the batch system (13.58 mg/g) (Tofan et al. 2013). They explained this result by the fact that the gradient concentration decreased with time in batch experiments, while it continuously increased in the interface of the biosorption zone in the column. The Langmuir model better described the Co(II) adsorption process on hemp fibres in comparison with the Freundlich model. This finding complied with the results of fixed-bed studies which emphasized that the optimal solution for describing the behaviour of the investigated hemp bed column was provided by the Thomas model. The authors explained their results by the fact that the main mechanism was chemisorption of the metal ion via the formation of electrostatic interactions, complexation and ion exchange. Indeed, strong bonding of metal ions by carboxylic (present

in hemicelluloses, pectin and lignin), phenolic (lignin and extractives), carbonyl (lignin) and hydroxyl (polysaccharides) groups was responsible for the adsorption through chemisorption. From their numerous results, Păduraru's research group concluded that hemp and its derivatives may be a useful and promising biosorbent in water and wastewater treatment.

Kostić's group also published a series of papers on the ability of hemp to act as an effective biosorbent for the removal of metals from aqueous solutions (Pejić et al. 2009, 2011; Kostić et al. 2010, 2014; Vukčević et al. 2014a). Their results clearly demonstrated that hemp in fibre form had a high affinity for Cd, Zn and Pb, in accordance with the results published by Păduraru's group. In order to obtain better adsorption capacities, these authors also proposed to modify fibres by simple and inexpensive alkaline and oxidative treatments, causing gradual removal of either hemicelluloses or lignin and altering fibre structure. Observed increase in adsorption properties was ascribed not only to the decrease in lignin or hemicelluloses content, but also to the increased fibre fibrillation, surface peeling and roughness increase, which affects fibre-specific surface area. Besides changes in fibre surface and structure, applied chemical treatments affect the amount and accessibility of functional groups incorporated in the fibre structure. Both chemical treatments used remove the accompanying components from the fibre surfaces, leading to the liberation of the functional groups, and increasing their amount. Since functional groups act as active sites for adsorption, chemical modification efficiently improve the adsorption properties of this biosorbent.

Similar materials and results were published by Kyzas's group for the removal of Ni from diluted and concentrated solutions (Kyzas et al. 2015). They noted that adsorption capacities between 160 and 206 mg of Ni per gram of material were achieved. The differences in the degree of performance were mainly attributed to the hemp form used (fibres or shives). After chemical modification (by sodium hydroxide or citric acid), the respective capacities were improved to 237 and 242 mg/g, respectively. A characterization study (Fourier transform infrared spectrophotometry, X-ray diffraction, scanning electron microscopy, energy-dispersive X-ray spectroscopy, crystallinity and cellulose content) demonstrated the surface morphology of the modified hemp along with some possible biosorption interactions between them and Ni. At least ten sequential reuse cycles revealed the reuse potential of the modified hemp-based materials. The authors concluded that hemp fibres were a promising material for the removal of Ni from single ion solution mainly through chemical interactions.

Balintova et al. (2014) studied the removal of Cu onto raw hemp shives and treated hemp by NaOH. This treatment permitted to remove either hemicelluloses or lignin. However, no significant differences were obtained. The

adsorption capacities for raw and treated hemp were 3.91 and 4.45 mg/g, respectively (conditions: dosage = 1 g/100 mL; initial Cu concentration = 50 mg/L, initial pH = 4, and contact time = 24 h). These performances were compared with those of commercial sorbents, and similar adsorption capacities were obtained. The authors concluded that hemp was a useful non-conventional biosorbent for copper removal from acidic environment.

New hemp fibres derivatives in environmental, pharmaceutical and biomedical fields to reduce metal pollution and to prevent bacteria growth were proposed by Cassano et al. (2013). The materials were prepared via esterification of hemp with 2-benzyl-4-chlorophenol (a germicide agent) that was covalently coupled to cellulose backbone of fibres by a heterogeneous process. Carboxylated materials were also synthesized. FT-IR spectroscopy was used to obtain qualitative information on hemp fibres after derivatization. The materials were also characterized using differential scanning calorimetry. The new materials possessed an excellent *in vitro* antibacterial activity in inhibiting *Staphylococcus aureus* and *Pseudomonas aeruginosa* growth and also exhibited interesting adsorption capacities towards Cd present in aqueous solutions. However, the performances for Cd removal were dependent on pH solution. In addition, their results showed that carboxylated fibres had a higher chelating capacity than the esters derivatives.

All these studies demonstrated that hemp could be a viable biosorbent for environmental applications. However, these previously published works focused on the removal of only one or two metals at a time using hemp in fibre form. Recently, Crini's group proposed the use of a hemp-based material in felt form to treat polymetallic aqueous solutions, containing a mixture of six metals, namely Cd, Co, Cu, Mn, Ni and Zn (Bugnet et al. 2017a, b; Loiacono et al. 2017a, b, c, 2018). These six metals were studied due to their common presence in discharge waters from the metal industry. Adsorption experiments showed that this non-conventional biosorbent exhibited interesting adsorption capacities. In 10 min, 1 g of material was able to remove 7.4 mg of metals [total = 2.14 (Cu) + 1.69 (Cd) + 1.3 (Zn) + 0.93 (Ni) + 0.84 (Co) + 0.5 (Mn)] at a concentration of 25 mg/L for each metal present in 100 mL of solution. The results were also almost independent of pH between 4 and 6. The following order was obtained: Cu \gg Cd > Zn > Ni \sim Co > Mn, while in single solution, the order was Cd > Cu > Zn > Co \sim Ni > Mn. Figure 7 shows material before and after batch, indicating the colouring of the felt after metal removal. This was the first report on the removal of metals from polycontaminated aqueous solutions by hemp-based material in felt form (Loiacono et al. 2017a). In another work, in order to ameliorate its adsorption properties towards the same six cationic metal species, the authors proposed to modify chemically the raw felt (Loiacono et al. 2017b). The felt was treated

Fig. 7 Hemp felt before (left) and after adsorption (right) in a solution containing a mixture of six metals



with a mixture of maltodextrin, an oligosaccharide obtained from starch hydrolysis, and 1,2,3,4 butanetetracarboxylic acid (BTCA) used as cross-linking agent. This chemical treatment provided ion-exchange properties to the material by introducing carboxylic groups on hemp fibres. Potentiometric titration data revealed that the quantity of carboxylic groups was increased from 0 ± 0.09 meq/g for raw hemp to 0.67 ± 0.03 meq/g for modified hemp. A weight increase of 35% of modified felt confirmed that a cross-linking reaction occurred by esterification between BTCA carboxylic groups and maltodextrin hydroxyl groups on the one hand, and cellulose hydroxyl group of hemp fibres on the other hand. The modified material was also characterized using solid-state nuclear magnetic spectroscopy technique, scanning electron microscopy and energy-dispersive X-ray spectroscopy. For the total metal load, the adsorption capacity of modified hemp was determined to be twofold higher than that of non-modified felt in all conditions studied. The carboxylic groups present in BTCA were responsible for metal ion binding through chemisorption mechanism (e.g. complexation, electrostatic interactions, ion exchange) and their presence in modified material positively influenced its performance. Nevertheless, in the multi-component system studied, strong competition prevails among metallic species for the binding sites. For modified hemp, the following order was obtained: $\text{Cu} > \text{Cd} > \text{Zn} > \text{Mn} > \text{Ni} \sim \text{Co}$, while in single solution, the order was $\text{Cd} > \text{Cu} \sim \text{Zn} \sim \text{Mn} > \text{Ni} \sim \text{Co}$. Interesting results were also obtained for real effluents containing the same six metals (Loiacono et al. 2017a). Crini's group concluded that raw and modified hemp-based materials in felt form can be utilized as an interesting tool for the purification of metal-containing wastewater because of their outstanding adsorption capacities and ease of use (Loiacono et al. 2018).

Composite materials

Zou et al. (2012) proposed a hemp-zeolite composite material obtained by a simple procedure for the removal of

aqueous aromatic organic pollutants (benzene, toluene and chlorobenzene). This new biosorbent, prepared via in situ crystallization of zeolite L nanocrystals on hemp fibres, exhibited a high removal degree (above 80%). The order obtained was: chlorobenzene > benzene > toluene. The composite also presented high flux of 19.9, 19.3 and 20.9 kg/m²h for chlorobenzene, benzene and toluene, respectively. The results showed that the removal of the composite was much higher in respect to only hemp fibres (48%). The better performance of the composite was explained by an improved absorption ability of the zeolite-hemp material coupled with higher dynamic separation efficiency. In addition, this new material possessed high mechanical and chemical stabilities before and after water purification, demonstrated by X-ray diffraction and scanning electron microscopy experiments. The authors concluded that both materials (zeolite L and hemp) used for preparation of the composite were environmentally friendly and made the adsorbents particularly appropriate for water purification.

Activated carbons from hemp

Amongst all the commercial adsorbents materials proposed, activated carbon is the most popular adsorbent for the removal of pollutants from the wastewater (Ramakrishna and Viraraghavan 1997). The world demand of activated carbon is steadily increasing due to its high performance in many purification and separation processes. The most commonly used raw precursors are wood, coal, coconut shells and some commercial polymers. However, the use of carbons based on relatively expensive starting materials is unjustified for most pollution control applications. This had led many researchers to search for more economic carbon-based adsorbents from non-conventional resources. Indeed, certain waste products from various industrial by-products (wastes generated during lactic acid fermentation from garbage, waste carbon slurries, etc.), city wastes (PET bottles, waste tires, waste newspaper,

etc.), and agricultural operations (bagasse, date pits, corn cob, etc.), including lignocellulosic and wood by-products (pinewood, sawdust, lignin, sugarcane, etc.), represent potentially economical alternative material to prepare activated carbon. These waste materials have little or no economic value and often present a disposal problem. Therefore, there is a need to valorize these low-cost by-products. So, their conversion into activated carbon would add its economic value, help reduce the cost of waste disposal, and most importantly provide a potentially inexpensive alternative to the existing commercial activated carbons as reported by Oliveira and Franca (2008).

Although hemp has many practical applications, its transformation generates a high proportion of waste. Development of recycling processes of such biomass waste is generating great interest, and the production of activated carbon could be an appropriate solution. There are several reports on the production of activated carbon from hemp-based materials (Rosas et al. 2009; Vukčević et al. 2012, 2014b,

2015; Yang et al. 2011, 2012; Sun et al. 2013; Wang et al. 2015; Lupul et al. 2015a, b).

An important work on this topic was done by Vukčević and co-workers (Vukčević et al. 2012, 2014b, 2015). They proposed activated carbon from waste short hemp fibres as adsorbent for metal ions and pesticides removal. Activated carbon with high specific surface area (up to 2192 m²/g) and microporous structure were prepared by carbonization of waste hemp fibres and activation with KOH. Figure 8 depicts the synthesis procedure used, while Fig. 9 shows hemp fibres before and after carbonization. These non-conventional carbons exhibited high adsorption properties towards metals such as Pb and 15 pesticides including atrazine, simazine, malathion and linuron. Their results showed that the adsorption capacities of an activated carbon depend on the history of its preparation and treatment conditions such as pyrolysis temperature and activation time. The best efficiency was achieved with samples with the highest specific surface area and the amount of surface oxygen groups. Many other

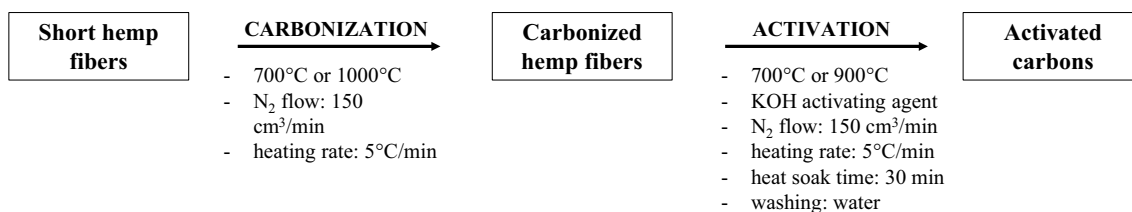



Fig. 8 Scheme of activated carbons production from hemp-based wastes. (Adapted from Vukčević et al. 2015)

Fig. 9 Short hemp fibres before (left) and after (right) carbonization. (Adapted from Vukčević et al. 2015)



factors can also affect the adsorption capacity in the same adsorption conditions such as surface chemistry (heteroatom content), surface charge and pore structure (Vukčević et al. 2015). In general, specific surface area and pore size distribution are dominant factors of influence in the case of physical adsorption of nonpolar organic molecules, while adsorption of inorganic and polar organic compounds is also influenced by surface chemistry of carbon adsorbent. On the base of obtained results, Vukčević and co-workers concluded that application of hemp wastes as new solid-phase extraction adsorbent was a procedure of choice for analysis of pesticides in water samples with recoveries comparable or even better than those obtained with commercial cartridges.

Similar interesting results were published by Lupul et al. (2015a, b). These authors proposed adsorption of atrazine on hemp stem-based activated carbon with different surface chemistry using potassium hydroxide as activating agent. The presence of oxygen and nitrogen functionalities on the carbon surface was found to be undesirable for atrazine adsorption. The superior adsorbent was obtained by heat treatment of activated carbon in an inert atmosphere at 700 °C, resulting in a very high adsorption capacity due to its enhanced hydrophobicity. Adsorption capacities were in the range 169–227 mg/g depending on the chemical treatment (Lupul et al. 2015a). The adsorption of atrazine on the studied carbons mainly involves π - π dispersive interactions between the atrazine π electron ring and the π electron of graphene layers of carbon. The Langmuir–Freundlich and Langmuir models gave a better fit for equilibrium isotherms compared with the Freundlich model. Modelling also showed that the atrazine adsorption process was controlled by an intraparticle diffusion mechanism into small micropores with a significant contribution from film diffusion.

Rosas et al. (2009) proposed hemp-based activated carbon fibres by chemical activation with phosphoric acid at different carbonization temperatures and impregnation rates. Surface properties of the fibres were significantly influenced by the activation temperature and the impregnation ratio. An increase in either of these parameters produced a high development of the porous structure of the fibres. Activated carbon fibres with apparent surface area of 1350 m²/g and mesopore volume of 1.25 cm³/g were obtained at 550 °C with an impregnation ratio of 3. The fibres presented a high oxidation resistance due to the presence of phosphorus compounds on the carbon surface. The oxidation resistance results suggested that C–O–PO₃ and mainly C–PO₃ and C–P groups act as a physical barrier, blocking the active carbon sites for the oxidation reaction. The authors concluded that the use of hemp residues to produce activated carbon was very feasible and presented the advantage of the potential revalorization of a residual material. Williams and Reed (2003, 2004), studying the preparation of activated carbon fibres by physical activation with steam and chemical

activation with ZnCl₂ of hemp fibres, previously published a similar conclusion.

Yang and co-workers also prepared activated carbon fibres using hemp bast and a simple method consisting in a phosphoric acid activation at different temperatures (Yang et al. 2011, 2012; Wang et al. 2015). These carbons were then used as sorbents for dye removal. The textural properties of the activated carbon fibres were found to be strongly dependent on the activation temperature. Activated carbon fibres exhibited narrow pore size distributions with maxima in the micropore and small mesopore regions. BET surface area, total pore volume, micropore volume and mesopore volume increased with the increase in activation temperature up to 450 °C and then decreased with further heating, and a sample with maximum surface area of 1142 m²/g and total pore volume of 0.67 cm³/g was obtained. Phosphoric acid facilitated the conservation of porous structure in the precursor fibres, led to the creation of tremendous porosity, and resulted in various phosphore-containing functional structures on the surface and in the bulk phase of the resultant samples. The adsorption of Acid Blue 9 as guest compound on the sample could be favourably described by Langmuir isotherm ($q_{\max} = 28.75$ mg/g), and the adsorption kinetics was found to be well fitted by the intraparticle diffusion model. Yang et al. (2011) concluded that hemp bast was a suitable low-cost by-product for use in the production of activated carbon for dye removal, thus contributing for the implementation of sustainable development in both the hemp production and environmental protection. In another recent work, the same authors presented a new route for high-value-added utilization of hemicellulose extracted from hemp stem to prepare well-shaped carbon spheres (Wang et al. 2015). Activated carbon with high large surface area up to 2192 m²/g was prepared by an improved low-temperature hydrothermal carbonization method and KOH activation. A pre-carbonization strategy before activation was also employed to keep activated carbon in perfectly spherical morphology even at a high KOH/carbon ratio 5/1. The characterization of activated carbon demonstrated that the surface area, micropore volume, mesopore volume and surface oxygen content all increase with increasing KOH/carbon ratio. Activated carbon exhibited excellent electrochemical performance due to abundant micropores and plentiful oxygen functionalities and showed good adsorption capacities of CO₂ and CH₄ at ambient pressure and 0 °C. The authors concluded that activated carbon converted from inexpensive hemp stem could be potential materials for CO₂ and CH₄ storage (Wang et al. 2015).

Sun et al. (2013) prepared mesoporous activated carbon using hemp stem as precursors by air-phosphoric acid activation method. The crystallite size of carbon was small, and its pores were larger. The phosphoric acid solution concentration had a significant effect on pore structure

Table 1 Adsorption capacities (q_{\max} in mg/g) for various pollutants using hemp-based biosorbents

Metal	Type of biosorbent	Technique	Biosorbent dosage	pH	Contact time	q_{\max}	Reference(s)
Ag(I)	Raw fibres	Batch		5		1.2253	Tofan and Păduraru (2000) and Păduraru and Tofan (2002)
Ag(I)	Sulphydryl fibres	Batch	0.25 g/25 mL	5.1	24 h	10.75	Tofan and Păduraru (2004)
Al(III)	Raw felt	Batch	0.25 g/100 mL	5	1 h	6.38	Bugnet et al. (2017b)
Al(III)	Carboxylated felt	Batch	0.25 g/100 mL	5	1 h	10.15	Loiacono et al. (2017b)
Cd(II)	Raw fibres					2.5909	Tofan and Păduraru (2000) and Păduraru and Tofan (2002)
Cd(II)	Sulphydryl fibres	Batch	0.25 g/25 mL	5.75	24 h	14.05	Tofan and Păduraru (2004) and Tofan et al. (2009)
Cd(II)	Fibres treated with NaOH	Batch	0.5 g/200 mL	5.5	2 h	0.078 ^a	Pejić et al. (2009)
Cd(II)	Fibres treated with NaClO ₂	Batch	0.5 g/200 mL	5.5	2 h	0.039 ^a	Pejić et al. (2011)
Cd(II)	Raw felt	Batch	0.25 g/100 mL	5	1 h	27.47	Loiacono et al. (2017a) and Bugnet et al. (2017b)
Cd(II)	Carboxylated felt	Batch	0.25 g/100 mL	5	1 h	129.87	Loiacono et al. (2017b)
Co(II)	Raw fibres	Batch	0.25 g/50 mL	4.5–5	6 h	13.58	Tofan et al. (2013)
Co(II)	Raw fibres	Column		4.5–5		15.44	Tofan et al. 2013
Co(II)	Raw felt	Batch	0.25 g/100 mL	5	1 h	7.99	Loiacono et al. (2017a) and Bugnet et al. (2017b)
Co(II)	Carboxylated felt	Batch	0.25 g/100 mL	5	1 h	37.88	Loiacono et al. (2017b)
Cr(III)	Raw fibres	Batch				4.006	Tofan and Păduraru (2000) and Păduraru and Tofan (2002)
Cr(III)	Fibres impregnated with Alizarine S	Batch				8.632	Tofan et al. (2001b)
Cr(III)	Fibres impregnated with Alizarine S	Column				6.163	Tofan et al. (2015)
Cr(III)	Raw felt	Batch	0.25 g/100 mL	5	1 h	6.53	Loiacono et al. (2017a) and Bugnet et al. (2017b)
Cr(III)	Carboxylated felt	Batch	0.25 g/100 mL	5	1 h	15.54	Loiacono et al. (2017b)
Cu(II)	Raw fibres	Batch				9.0735	Păduraru and Tofan (2002)
Cu(II)	Bleached fibres impregnated with α -benzoinoxime	Batch				8.0378	Tofan and Păduraru (1999) and Tofan et al. (2001a)
Cu(II)	Fibres impregnated with α -benzoinoxime	Batch				13.8072	Tofan and Păduraru (1999) and Tofan et al. (2001a)
Cu(II)	Shives	Batch	1 g/100 mL	4	24 h	3.91	Balintova et al. (2014)
Cu(II)	Treated shives with NaOH	Batch	1 g/100 mL	4	24 h	4.45	Balintova et al. (2014)
Cu(II)	Raw felt	Batch	0.25 g/100 mL	5	1 h	14.64	Loiacono et al. (2017a) and Bugnet et al. (2017b)
Cu(II)	Carboxylated felt	Batch	0.25 g/100 mL	5	1 h	63.32	Loiacono et al. (2017b)
Fe(II)	Raw felt	Batch	0.25 g/100 mL	5	1 h	7.87	Loiacono et al. (2017a)
Fe(II)	Carboxylated felt	Batch	0.25 g/100 mL	5	1 h	23.93	Loiacono et al. (2017b)
Mn(II)	Raw felt	Batch	0.25 g/100 mL	5	1 h	4.55	Loiacono et al. (2017a) and Bugnet et al. (2017a, b)
Mn(II)	Carboxylated felt	Batch	0.25 g/100 mL	5	1 h	44.25	Loiacono et al. (2017b)
Ni(II)	Treated hemp fibres	Batch	0.1 g/100 mL	5	24 h	242	Kyzas et al. (2015)
Ni(II)	Treated hemp shives	Batch	0.1 g/100 mL	5	24 h	237	Kyzas et al. (2015)
Ni(II)	Hemp fibres	Batch	0.1 g/100 mL	5	24 h	206	Kyzas et al. (2015)
Ni(II)	Hemp shives	Batch	0.1 g/100 mL	5	24 h	160	Kyzas et al. (2015)
Ni(II)	Raw felt	Batch	0.25 g/100 mL	5	1 h	7.85	Loiacono et al. (2017a) and Bugnet et al. (2017a, b)
Ni(II)	Carboxylated felt	Batch	0.25 g/100 mL	5	1 h	40.98	Loiacono et al. (2017b)

Table 1 (continued)

Metal	Type of biosorbent	Technique	Biosorbent dosage	pH	Contact time	q_{\max}	Reference(s)
Pb(II)	Fibres treated with NaOH	Batch	0.5 g/200 mL	5.5	2 h	0.078 ^a	Pejić et al. (2009)
Pb(II)	Fibres treated with NaClO ₂	Batch	0.5 g/200 mL	5.5	2 h	0.037 ^a	Pejić et al. (2011)
Pb(II)	Raw fibres	Batch	0.25 g/50 mL	5	24 h	25.05	Tofan et al. (2010b, c)
Pb(II)	Sulphydryl fibres	Batch	0.25 g/25 mL	3.03	24 h	23	Tofan and Păduraru (2004)
Pb(II)	Carbonized fibres	SPE	0.2 g/50 mL		2 h	15.89–24.18	Vukčević et al. (2014b)
Zn(II)	Fibres treated with NaOH	Batch	0.5 g/200 mL	5.5	2 h	0.078 ^a	Pejić et al. (2009)
Zn(II)	Fibres treated with NaClO ₂	Batch	0.5 g/200 mL	5.5	2 h	0.038 ^a	Pejić et al. (2011)
Zn(II)	Raw fibres	Batch	0.25 g/50 mL	5	24 h	21.047	Păduraru and Tofan (2008)
Zn(II)	Raw fibres	Batch	0.5 g/200 mL	5.5	2 h	8.3	Vukčević et al. (2014a)
Zn(II)	Raw felt	Batch	0.25 g/100 mL	5	1 h	10.59	Loiacono et al. (2017a) and Bugnet et al. (2017b)
Zn(II)	Carboxylated felt	Batch	0.25 g/100 mL	5	1 h	68.5	Loiacono et al. (2017b)
CO ₂	Carbonized fibres					5.62 ^a	Wang et al. (2015)
Atrazine	Carbonized fibres treated with N ₂	Batch	50 mg/100 mL		1 h	263	Lupul et al. (2015a)
Atrazine	Carbonized fibres	Batch	50 mg/100 mL		1 h	227	Lupul et al. (2015a)
Atrazine	Carbonized fibres treated with HNO ₃	Batch	50 mg/100 mL		1 h	179	Lupul et al. (2015a)
Atrazine	Carbonized fibres treated with NH ₃	Batch	50 mg/100 mL		1 h	169	Lupul et al. (2015a)
Atrazine	Carbonized fibres	Batch	0.2 g/50 mL		3 h	14.5–15.5	Vukčević et al. (2015)
Nicosulfuron	Carbonized fibres	Batch	0.2 g/50 mL		3 h	11.6–19.5	Vukčević et al. (2015)
Dimethoate	Carbonized fibres	Batch	0.2 g/50 mL		3 h	11.8–14.7	Vukčević et al. (2015)

^aIn $\mu\text{mol/g}$

and adsorption property of activated carbon. The mesopore activated carbon attained at phosphoric acid solution concentration of 50% exhibited a maximum BET specific surface area of 1351 m²/g, total pore volume of 1.21 cm³/g, mesopore pore volume of 0.90 cm³/g and a mesopore fraction of 74.4%. The resulting carbon had smaller crystal size, developed pore structure, wider pore size distribution.

Conclusion

The past decade has seen an intense interest in hemp-based biosorbents for metal ion removal from aqueous synthetic solutions. Many biosorbents in raw, modified or carbon forms could be used for this purpose. Outstanding removal capacities for metals were reported. Table 1 presents a summary of some of the highest adsorption capacities reported. (The q_{\max} values are expressed in mg of pollutant per g of biosorbent.) Which material is better? There is no direct answer to this question because the biosorption capacity depends on the residual concentration of the pollutant in the solution. The uptake by two materials must be then compared only at the same equilibrium concentration. In addition, the comparison of performance also depends on

several other parameters related to the solution and analytical method used. Thus, a direct comparison of data obtained using different materials is not possible since experimental conditions are not systematically the same. However, the authors believe that hemp can compete with conventional adsorbents for wastewater treatment. Although interesting works at the stage of laboratory-scale study has been done, future research needs to look into some of the following: (1) it is necessary to continue to search for and select the most promising types of hemp-based material; (2) the experimental conditions should be chosen to simulate real wastewater containing metals; (3) much work is necessary to demonstrate the possibilities on an industrial scale using real wastewaters and discharge waters.

References

- Amaducci S (2005) Hemp production in Italy. *J Ind Hemp* 10:109–115
- Amaducci S, Scordia D, Liu FH, Zhang Q, Guo H, Testa G, Cosentino SL (2015) Key cultivation techniques for hemp in Europe and China. *Ind Crops Prod* 68:2–16. <https://doi.org/10.1016/j.indcrop.2014.06.041>
- Balintova M, Holub M, Stevulova N, Cigasova J, Tesarcikova M (2014) Sorption in acidic environment—biosorbents in comparison with

- commercial adsorbents. *Chem Eng Trans* 39:625–630. <https://doi.org/10.3303/cet1439105>
- Berefield LD, Judkins JF, Weand BL (1982) Process chemistry for water and wastewater treatment. Prentice-Hall, New-Jersey
- Blackburn RS (2004) Natural polysaccharides and their interactions with dye molecules: applications in effluent treatment. *Environ Sci Technol* 38:4905–4909. <https://doi.org/10.1021/es049972n>
- Bouloc P (2013) Hemp: industrial production and uses. CABI, Oxfordshire
- Bugnet J, Morin-Crini N, Cosentino C, Chanet G, Winterton P, Crini G (2017a) Hemp decontamination of poly-metallic aqueous solutions. *Environ Eng Manage J* 16:535–542
- Bugnet J, Morin-Crini N, Chanet G, Cosentino C, Crini G (2017b) Du chanvre pour dépolluer des eaux polycontaminées en métaux. In: Morin-Crini N, Crini G (eds) *Eaux industrielles contaminées*, Chapter XI. PUFC, Besançon, pp 323–340
- Cassano R, Trombino S, Ferrarelli T, Nicoletta FP, Mauro MV, Giraldi C, Picci N (2013) Hemp fiber (*Cannabis sativa* L.) derivatives with antibacterial and chelating properties. *Cellulose* 20:547–557. <https://doi.org/10.1007/s10570-012-9804-3>
- Citterio S, Santagostino A, Fumagalli P, Prato N, Ranalli P, Sgorbati S (2003) Heavy metal tolerance and accumulation of Cd, Cr and Ni by *Cannabis sativa* L. *Plant Soil* 256:243–252. <https://doi.org/10.1023/a:1026113905129>
- Cooney DO (ed) (1999) Adsorption design for wastewater treatment. Lewis Publishers, Boca Raton
- Crini G (2005) Recent developments in polysaccharide-based materials used as adsorbents in wastewater treatment. *Prog Polym Sci* 30:38–70. <https://doi.org/10.1016/j.progpolymsci.2004.11.002>
- Crini G (2006) Non-conventional low-cost adsorbents for dye removal. *Bioresour Technol* 97:1061–1085. <https://doi.org/10.1016/j.biortech.2005.05.001>
- Crini G, Badot PM (2008) Application of chitosan, a natural aminopolysaccharide, for dye removal from aqueous solutions by adsorption processes using batch studies: a review of recent literature. *Prog Polym Sci* 33:399–447. <https://doi.org/10.1016/j.progpolymsci.2007.11.001>
- Crini G, Badot PM (eds) (2010) Sorption processes and pollution. PUFC, Besançon
- Dąbrowski A (2001) Adsorption—From theory to practice. *Adv Colloid Int Sci* 93:135–224
- Di Candilo M, Bonatti PM, Guidetti C, Focher B, Grippo C, Tamburini E, Mastromei G (2009) Effects of selected pectinolytic bacterial strains on water-retching of hemp and fibre properties. *J Appl Microbiol* 108:194–203. <https://doi.org/10.1111/j.1365-2672.2009.04409.x>
- Ho YS, Porter JF, McKay G (2002) Equilibrium isotherm studies for the sorption of divalent metal ions onto peat: copper, nickel and lead single component systems. *Water Air Soil Pollut* 141:1–33
- Keijsers ERP, Yilmaz G, van Dam JEG (2013) The cellulose resource matrix. *Carbohydr Polym* 93:9–21. <https://doi.org/10.1016/j.carbpol.2012.08.110>
- Khalaf MN (ed) (2016) Green polymers and environmental pollution control. CRC Press, Oakville
- Kostić MM, Pejić BM, Asanovic KA, Aleksic VM, Skundric PD (2010) Effect of hemicelluloses and lignin on the sorption and electric properties of hemp fibres. *Ind Crops Prod* 32:169–174. <https://doi.org/10.1016/j.indcrop.2010.04.014>
- Kostić M, Vukčević M, Pejić B, Kalijadis A (2014) Hemp fibers: old fibers—new applications. In: Ibrahim Md Mondal H (ed) *Textiles: history, properties and performance and applications*. Nova Science Publishers Inc, New York, pp 399–446
- Kyzas GZ, Kostoglou M (2014) Green adsorbents for wastewaters: a critical review. *Materials* 7:333–364. <https://doi.org/10.3390/ma7010333>
- Kyzas GZ, Terzopoulou Z, Nikolaidis V, Alexopoulou E, Bikiaris DN (2015) Low-cost hemp biomaterials for nickel ions removal from aqueous solutions. *J Mol Liq* 209:209–218. <https://doi.org/10.1016/j.molliq.2015.05.060>
- Le Troëdec M, Rachini A, Peyratout C, Rossignol S, Max E, Kaftan O, Fery A, Smith A (2011) Influence of chemical treatments on adhesion properties of hemp fibres. *J Colloid Int Sci* 356:303–310. <https://doi.org/10.1016/j.jcis.2010.12.066>
- Liberalato D (2003) Prospect of hemp utilization in the European textile industry. *Agroindustria* 2(3):147–148
- Liu DHF, Liptak BG (eds) (2000) Wastewater treatment. CRC Press, Boca Raton
- Loiacono S, Morin-Crini N, Cosentino C, Torri G, Chanet G, Winterton P, Crini G (2017a) Simultaneous removal of Cd Co, Cu, Mn, Ni and Zn from synthetic solutions on a hemp-based felt: experimental design. *J Appl Polym Sci* 134:1–11. <https://doi.org/10.1002/app.44422>
- Loiacono S, Crini G, Martel B, Chanet G, Cosentino C, Raschetti M, Placet V, Torri G, Morin-Crini N (2017b) Simultaneous removal of Cd Co, Cu, Mn, Ni and Zn from synthetic solutions on a hemp-based felt. 2: chemical modification. *J Appl Polym Sci* 134:1–16. <https://doi.org/10.1002/app.45138>
- Loiacono S, Morin-Crini G, Cosentino C, Chanet G, Winterton P, Torri G, Crini G (2017c) La canapa: un material interessante per il trattamento delle acque contaminate da metalli. *Chimica e Industria* 2:8–12. <https://doi.org/10.17374/ci.2017.99.2>
- Loiacono S, Crini G, Chanet G, Raschetti M, Placet V, Morin-Crini N (2018) Metals in aqueous solutions and real effluents: biosorption behavior of a hemp-based felt. *J Chem Technol Biotechnol*. <https://doi.org/10.1002/jctb.5612>
- Lupul I, Yperman J, Carleer R, Gryglewicz G (2015a) Adsorption of atrazine on hemp stem-based activated carbons with different surface chemistry. *Adsorpt J Int Adsorpt Soc* 21:489–498. <https://doi.org/10.1007/s10450-015-9689-1>
- Lupul I, Yperman J, Carleer R, Gryglewicz G (2015b) Tailoring of porous texture of hemp stem-based activated carbon produced by phosphoric acid activation in steam atmosphere. *J Porous Mater* 22:283–289. <https://doi.org/10.1007/s10934-014-9894-4>
- Manes M (1998) Activated carbon adsorption fundamentals. In: Meyers RA (ed) *Encyclopedia of environmental analysis and remediation*, vol 1. Wiley, New-York, pp 26–68
- McKay G (1996) Use of adsorbents for the removal of pollutants from wastewaters. CRC Press, Boca Raton
- McKay G, Al Duri B (1989) Prediction of multicomponent adsorption equilibrium data using empirical correlations. *Chem Eng J* 41:9–23
- Michalak I, Chojnacka K, Witek-Krowiak A (2013) State of the art for the biosorption process—a review. *Appl Biochem Biotechnol* 170:1389–1416. <https://doi.org/10.1007/s12010-013-0269-0>
- Morin-Crini N, Loiacono S, Placet V, Torri G, Brađu C, Kostić M, Cosentino C, Chanet G, Martel B, Lichtfouse É, Crini G (2018) Hemp-based materials for metal removal: a review. In: Crini G, Lichtfouse É (eds) *Green adsorbents for pollutant removal—fundamentals and design, environmental chemistry for a sustainable world*, vol 1. Springer, Berlin
- Muya FN, Sunday CE, Baker P, Iwuoha E (2016) Environmental remediation of heavy metal ions from aqueous solution through hydrogel adsorption: a critical review. *Water Sci Technol* 73:983–992. <https://doi.org/10.2166/wst.2015.567>
- Okenicova L, Zemberyova M, Prochazkova S (2016) Biosorbents for solid-phase extraction of toxic elements in waters. *Environ Chem Lett* 14:67–77. <https://doi.org/10.1007/s10311-015-0539-x>
- Oliveira LS, Franca AS (2008) Low cost adsorbents from agro-food wastes. In: Columbus F (ed) *Food science and technology: new research*. Nova Publishers, New-York, pp 1–39

- Păduraru C, Tofan L (2002) Equilibrium studies for the sorption of metal ions onto hemp. *Cellulose Chem Technol* 36:375–380
- Păduraru C, Tofan L (2008) Investigations on the possibility of natural hemp fibres use for Zn(II) removal from wastewaters. *Environ Eng Manag J* 7:687–693
- Pejić BM, Vukčević MM, Kostić MP, Skundric PD (2009) Biosorption of heavy metal ions from aqueous solutions by short hemp fibres: effect of chemical composition. *J Hazard Mater* 164:146–153. <https://doi.org/10.1016/j.jhazmat.2008.07.139>
- Pejić BM, Vukčević MM, Pajić-Lijaković ID, Laušević MD, Kostić MM (2011) Mathematical modeling of heavy metal ions (Cd^{2+} , Zn^{2+} and Pb^{2+}) biosorption by chemically modified short hemp fibres. *Chem Eng J* 172:354–360. <https://doi.org/10.1016/j.cej.2011.06.016>
- Placet V, Meteau J, Froehly L, Salut R, Boubakar ML (2014) Investigation of the internal structure of hemp fibres using optical coherence tomography and focused ion beam transverse cutting. *J Mater Sci* 49:8317–8327. <https://doi.org/10.1007/s10853-014-8540-5>
- Placet V, Day A, Beaugrand J (2017) The influence of unintended field retting on the physicochemical and mechanical properties of industrial hemp bast fibres. *J Mater Sci* 52:5759–5777. <https://doi.org/10.1007/s10853-017-0811-5>
- Radovic LR, Moreno-Castilla C, Rivera-Utrilla J (2000) Carbon materials as adsorbents in aqueous solutions. *Chem Phys Carbon* 27:227–405
- Ramakrishna KR, Viraraghavan T (1997) Dye removal using low cost adsorbents. *Water Sci Technol* 36:189–196. [https://doi.org/10.1016/S0273-1223\(97\)00387-9](https://doi.org/10.1016/S0273-1223(97)00387-9)
- Ranalli P (1999) *Advances in hemp research*. Food Product Press, Binghamton. ISBN 9781560228721
- Ranalli P, Venturi G (2004) Hemp as a raw material for industrial applications. *Euphytica* 140:1–6. <https://doi.org/10.1007/s10668-1-004-4749-8>
- Rehman MSU, Rashid N, Saif A, Mahmood T, Han JI (2013) Potential of bioenergy production from industrial hemp (*Cannabis sativa*): Pakistan perspective. *Renew Sustain Energy Rev* 18:154–164. <https://doi.org/10.1016/j.rser.2012.10.019>
- Rezić I (2013) Cellulosic fibres—biosorptive materials and indicators of heavy metal pollution. *Microchem J* 107:63–69
- Rosas JM, Bedia J, Rodriguez-Mirasol J, Cordero T (2009) Hemp-derived activated carbon fibres by chemical activation with phosphoric acid. *Fuel* 88:19–26. <https://doi.org/10.1016/j.fuel.2008.08.004>
- Salentijn EMJ, Zhang Q, Amaducci S, Yang M, Trindade LM (2015) New developments in fiber hemp (*Cannabis sativa* L.) breeding. *Ind Crops Prod* 68:32–41. <https://doi.org/10.1016/j.indcrop.2014.08.011>
- Shahzad A (2012) Hemp fiber and its composites—a review. *J Compos Mater* 46:973–986. <https://doi.org/10.1177/002199831143623>
- Sharma SK (ed) (2015) *Green chemistry for dyes removal from wastewater*. Scrivener Publishing LLC Wiley, Beverly
- Sharma SK, Sanghi R (eds) (2012) *Advances in water treatment and pollution prevention*. Springer, Dordrecht
- Stevulova N, Čigasova J, Estokova A, Terpakova E, Geffert A, Kacik F, Singovszka E, Holub M (2014) Properties and characterization of chemically modified hemp hurds. *Materials* 7:8131–8150. <https://doi.org/10.3390/ma7128131>
- Sun JJ, Gao JM, Hao XM, Cui XY, Yang Ma T (2013) Effects of air-phosphoric acid activation on pore structure and adsorption property of mesoporous carbon from hemp stem. In: Zheng L, Kuroda S, Liu H, Du B, Wei J, Zhao Y (eds) *Advanced Materials Research*, vol 821–822. Zürich, Scientific, pp 41–46. <https://doi.org/10.4028/www.scientific.net/AMR.821-822.41>
- Tien C (1994) *Adsorption calculations and modeling*. Butterworth-Heinemann College, Newton
- Tofan L, Păduraru C (1999) Removal of copper(II) ions in traces from waste waters by sorption on hemp modified with α -benzoinoxime. *J Balkan Ecol* 2:106–112
- Tofan L, Păduraru C (2000) The hemp—a new fibrous natural unconventional sorbent. *Buletinul Institutului Politehnic Iasi, Series of Chemie and Chemical Engineering, Tome XLVI (L) fascicule 3–4*:113–118
- Tofan L, Păduraru C (2004) Sorption studies of Ag(I), Cd(II) and Pb(II) ions on sulphhydryl hemp fibres. *Croat Chem Acta* 77:581–586
- Tofan L, Gherasim O, Păduraru C, Toma O (2001a) Hemp impregnated with α -benzoinoxime for removal of copper (II) pollutant ions. *Scientific Annals of A.I. Cuza University of Iasi. Section II a Genetics and Molecular Biology, Tome II*, pp 81–85
- Tofan L, Păduraru C, Toma O (2001b) Hemp fibres impregnated with alizarine S as unconventional material for Cr(III) ions in technological systems. *Scientific Annals of the State University of Moldavia Chisinau, Chisinau*, pp 204–208
- Tofan L, Păduraru C, Volf I (2009) Concentration of cadmium (II) trace amounts from large volumes of aqueous samples of chemically modified hemp fibres. *Sci Pap J Agron Ser* 52:506–511
- Tofan L, Păduraru C, Volf I (2010a) Comparative study concerning the retention thermodynamics of some heavy metal ions on hemp fibres. *Buletinul Institutului Politehnic Iasi LXI (LX)*:137–145
- Tofan L, Păduraru C, Volf I, Balan C (2010b) Kinetic and thermodynamic profile of Pb(II) sorption by untreated hemp fibres. *Sci Pap J Agron Ser* 53:146–150
- Tofan L, Păduraru C, Volf I, Balan C (2010c) Removal of lead(II) from aqueous solution by sorption by on natural hemp fibres. *Sci Pap J Agron Ser* 53:150–153
- Tofan L, Teodosiu C, Păduraru C, Wenkert R (2013) Cobalt(II) removal from aqueous solutions by natural hemp fibres: batch and fixed-bed columns studies. *Appl Surf Sci* 285:33–39. <https://doi.org/10.1016/j.apsusc.2013.06.151>
- Tofan L, Păduraru C, Teodosiu C, Toma O (2015) Fixed bed columns study on the removal of chromium (III) ions from aqueous solutions by hemp fibres with improved sorption performance. *Cellul Chem Technol* 49:219–229
- Tofan L, Păduraru C, Toma O (2016a) Zinc remediation of aqueous solutions by natural hemp fibres: batch desorption/regeneration study. *Des Water Treat* 57:12644–12652. <https://doi.org/10.1080/19443994.2015.1052566>
- Tofan L, Wenkert R, Păduraru C (2016b) Natural and waste materials as green sorbents for Cd(II) removal from aqueous effluents. *Environ Eng Manag J* 15:1049–1058
- Treybal RE (1978) *Mass transfer operations*. McGraw-Hill, New York
- Vandenhove H, Van Hees M (2003) Fibre crops as alternative land use for radioactively contaminated arable land. *J Environ Radioact* 81:131–141. <https://doi.org/10.1016/j.jenvrad.2005.01.002>
- Vijayaraghavan K, Balasubramanian R (2015) Is biosorption suitable for decontamination of metal-bearing wastewaters? A critical review on the state-of-the-art of biosorption processes and future directions. *J Environ Manag* 160:283–296. <https://doi.org/10.1016/j.jenvman.2015.06.030>
- Volesky B (1990) *Biosorption of metals*. CRC Press, Boca Raton
- Volesky B (2004) *Sorption and biosorption*. BV-Sorbex Inc, Montreal
- Vukčević M, Kalijadis A, Radisic M, Pejić B, Kostić M, Laušević Z, Laušević M (2012) Application of carbonized hemp fibres as a new solid-phase extraction sorbent for analysis of pesticides in water samples. *Chem Eng J* 211:224–232. <https://doi.org/10.1016/j.cej.2012.09.059>
- Vukčević M, Pejić B, Laušević M, Pajić-Lijaković I, Kostić M (2014a) Influence of chemically modified short hemp fiber structure on biosorption process of Zn^{2+} ions from waste water. *Fibres Polym* 15:687–697. <https://doi.org/10.1007/s12221-014-0687-9>
- Vukčević M, Pejić B, Kalijadis A, Pajić-Lijaković I, Kostić M, Laušević Z, Laušević M (2014b) Carbon materials from waste

- short hemp fibres as a sorbent for heavy metal ions—mathematical modeling of sorbent structure and ions transport. *Chem Eng J* 235:284–292. <https://doi.org/10.1016/j.cej.2013.09.047>
- Vukčević M, Kalijadis AM, Vasiljevic TM, Babic BM, Laušević ZV, Laušević MD (2015) Production of activated carbon derived from waste hemp (*Cannabis sativa*) fibres and its performance in pesticide adsorption. *Microporous Mesoporous Mater* 214:156–165. <https://doi.org/10.1016/j.micromeso.2015.05.012>
- Wang Y, Yang R, Li M, Zhao ZJ (2015) Hydrothermal preparation of highly porous carbon spheres from hemp (*Cannabis sativa* L.) stem hemicellulose for use in energy-related applications. *Ind Crops Prod* 65:216–226. <https://doi.org/10.1016/j.indcrop.2014.12.008>
- Wase J, Forster C (eds) (1997) *Biosorbents for metal ions*. Taylor & Francis, Bristol
- Williams PT, Reed AR (2003) Pre-formed activated carbon matting derived from the pyrolysis of biomass natural fiber textile waste. *J Anal Appl Pyrolysis* 70:563–577
- Williams PT, Reed AR (2004) High grade activated carbon matting derived from the chemical activation and pyrolysis of natural fibre textile waste. *J Anal Appl Pyrolysis* 71:971–986
- Yang TR (ed) (2003) *Adsorbents: fundamentals and applications*. Wiley-Interscience, New Jersey
- Yang R, Liu GQ, Xu XH, Li M, Zhang JC, Hao XM (2011) Surface texture, chemistry and adsorption properties of acid blue 9 of hemp (*Cannabis sativa* L.) bast-based activated carbon fibres prepared by phosphoric acid activation. *Biomass Bioenergy* 35:437–445. <https://doi.org/10.1016/j.biombioe.2010.08.061>
- Yang R, Liu GQ, Li M, Zhang JC, Hao XM (2012) Preparation and N₂, CO₂ and H₂ adsorption of super activated carbon derived from biomass source hemp (*Cannabis sativa* L.) stem. *Microporous Mesoporous Mater* 158:108–116. <https://doi.org/10.1016/j.micromeso.2012.03.004>
- Zhao MH, Xu Y, Zhang CS, Rong HW, Zeng GM (2016) New trends in removing heavy metals from wastewater. *Appl Microbiol Biotechnol* 100:6509–6518. <https://doi.org/10.1007/s00253-016-7646-x>
- Zou XQ, El Fallah J, Goupil JM, Zhu GS, Valtchev V, Mintova S (2012) Green removal of aromatic organic pollutants from aqueous solutions with a zeolite-hemp composite. *RSC Adv* 2:3115–3122. <https://doi.org/10.1039/c2ra01176j>