



HAL
open science

Which countries have the most immigrants?

Gilles Pison

► **To cite this version:**

| Gilles Pison. Which countries have the most immigrants?. 2019, pp.1-6. <hal-02081861>

HAL Id: hal-02081861

<https://hal.science/hal-02081861v1>

Submitted on 27 Mar 2019

HAL is a multi-disciplinary open access archive for the deposit and dissemination of scientific research documents, whether they are published or not. The documents may come from teaching and research institutions in France or abroad, or from public or private research centers.

L'archive ouverte pluridisciplinaire **HAL**, est destinée au dépôt et à la diffusion de documents scientifiques de niveau recherche, publiés ou non, émanant des établissements d'enseignement et de recherche français ou étrangers, des laboratoires publics ou privés.



HAL Authorization

<https://theconversation.com/which-countries-have-the-most-immigrants-113074>

Which countries have the most immigrants?

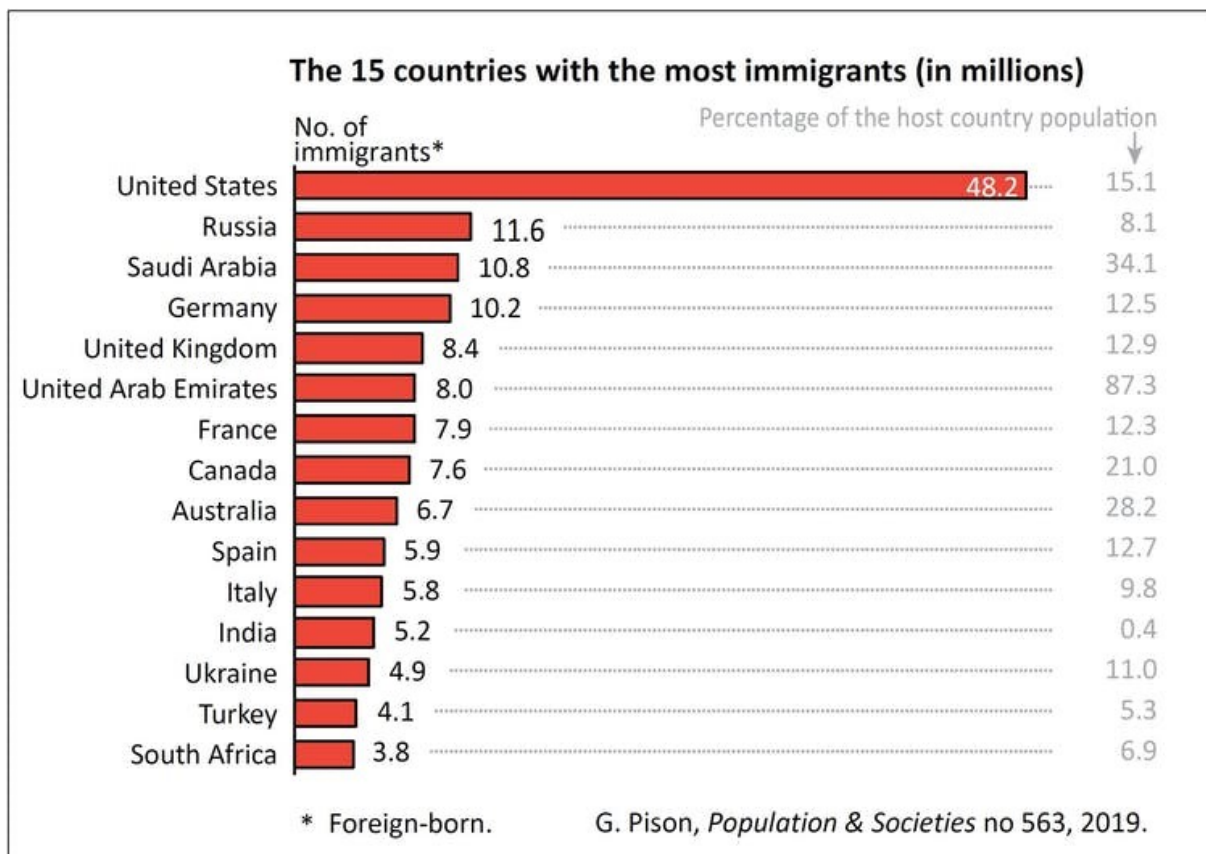
10 mars 2019, 20:29 CET



group of immigrant workers in Doha, Qatar. [Alex Sergeev/Wikimedia, CC BY](#)

The proportion of immigrants varies considerably from one country to another. In some, it exceeds half the population, while in others it is below 0.1%. Which countries have the most immigrants? Where do they come from? How are they distributed across the world? We provide here an overview of the number and share of immigrants in different countries around the world.

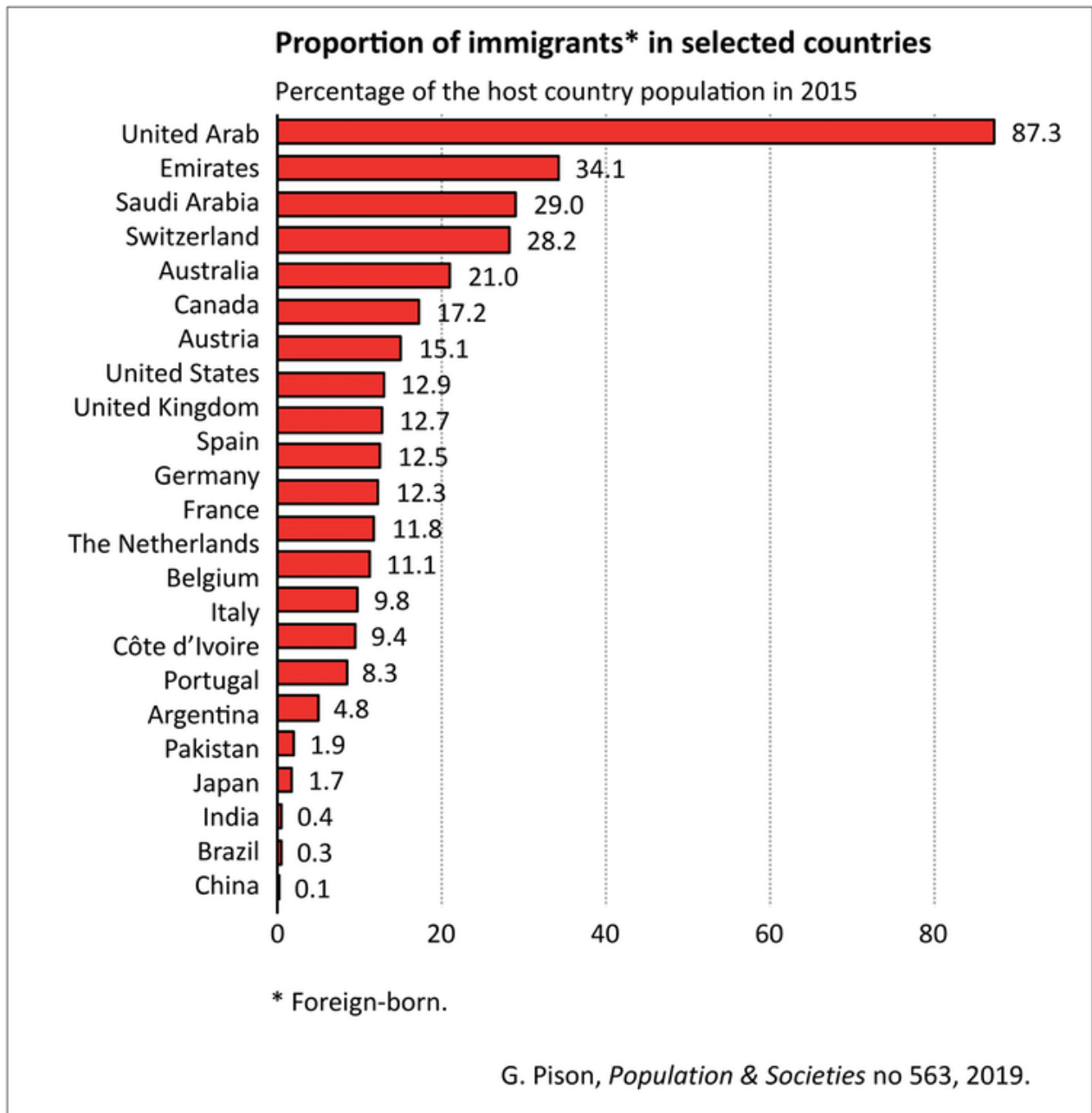
According to the [United Nations](#), the United States has the highest number of immigrants (foreign-born individuals), with 48 million in 2015, five times more than in Saudi Arabia (11 million) and six times more than in Canada (7.6 million) (figure below). However, in proportion to their population size, these two countries have significantly more immigrants: 34% and 21%, respectively, versus 15% in the United States.



Gilles Pison, based on United Nations data

Looking at the ratio of immigrants to the total population (figure below), countries with a high proportion of immigrants can be divided into [five groups](#):

- The first group comprises countries that are sparsely populated but have abundant oil resources, where immigrants sometimes outnumber the native-born population. In 2015, the world's highest proportions of immigrants were found in this group: United Arab Emirates (87%), Kuwait (73%), Qatar (68%), Saudi Arabia, Bahrain, and Oman, where the proportion ranges from 34% to 51%.
- The second group consists of very small territories, microstates, often with special tax rules: Macao (57%), Monaco (55%), and Singapore (46%).
- The third group is made up of nations formerly designated as "new countries", which cover vast territories but are still sparsely populated: Australia (28%) and Canada (21%).
- The fourth group, which is similar to the third in terms of mode of development, is that of Western industrial democracies, in which the proportion of immigrants generally ranges from 9% to 17%: Austria (17%), Sweden (16%), United States (15%), United Kingdom (13%), Spain (13%), Germany (12%), France (12%), the Netherlands (12%), Belgium (11%), and Italy (10%).
- The fifth group includes the so-called "countries of first asylum", which receive massive flows of refugees due to conflicts in a neighbouring country. For example, at the end of 2015, more than one million Syrian and Iraqi refugees were living in Lebanon, representing the equivalent of 20% of its population, and around 400,000 refugees from Sudan were living in Chad (3% of its population).



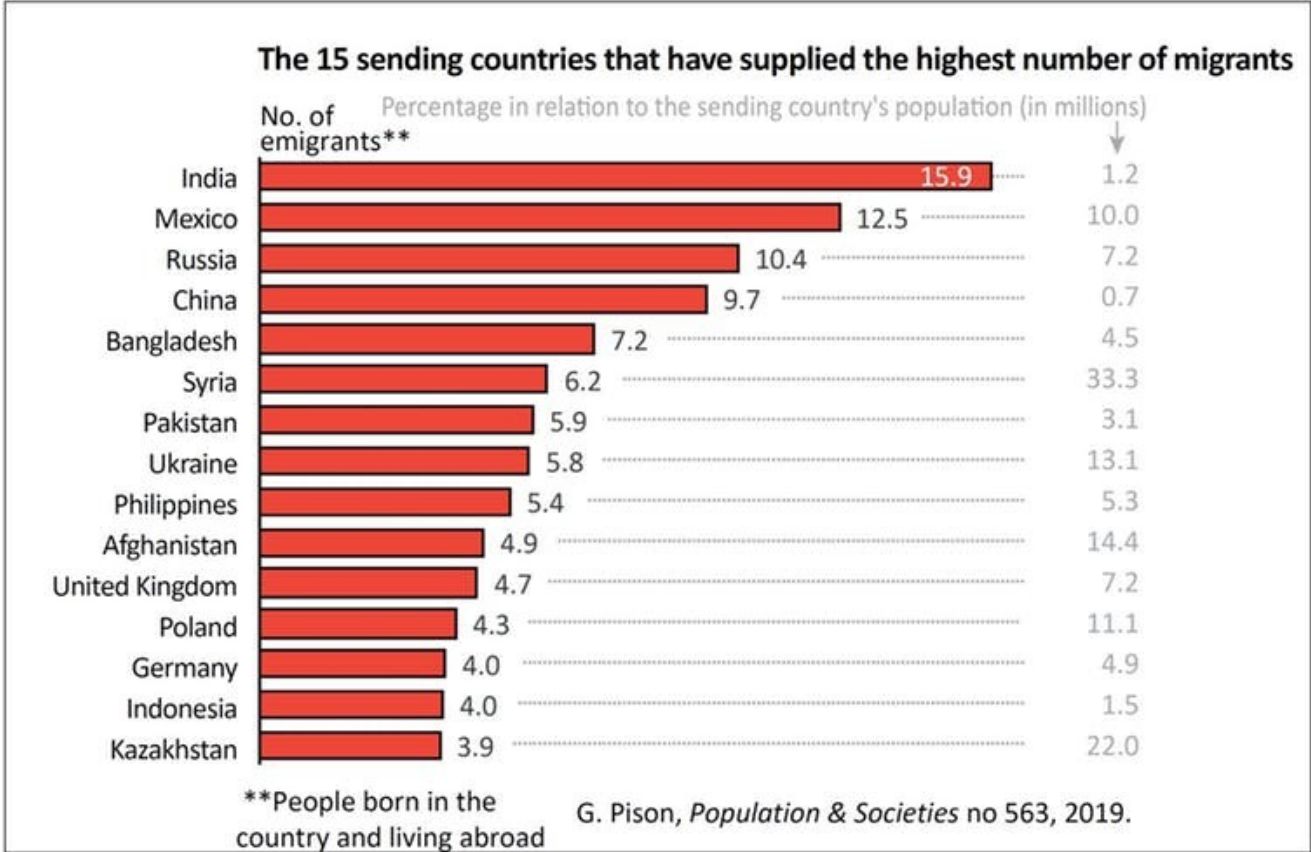
Gilles Pison, based on United Nations data, [CC BY](#)

Small countries have higher proportions of immigrants

With 29% immigrants, Switzerland is ahead of the United States, while the proportion in Luxembourg is even higher (46%). Both the attractiveness and size of the country play a role. The smaller the country, the higher its probable proportion of foreign-born residents. Conversely, the larger the country, the smaller this proportion is likely to be. In 2015, India had 0.4% of immigrants and China 0.07%.

However, if each Chinese province were an independent country – a dozen provinces have more than 50 million inhabitants, and three of them (Guangdong, Shandong, and Henan) have

about 100 million – the proportion of immigrants would be much higher, given that migration from province to province, which has increased in scale over recent years, would be counted as international and not internal migration. Conversely, if the European Union formed a single country, the share of immigrants would decrease considerably, since citizens of one EU country living in another would no longer be counted. The relative scale of the two types of migration – internal and international – is thus strongly linked to the way the territory is divided into separate nations.



Gilles Pison, based on United Nations data

The number of emigrants is difficult to measure

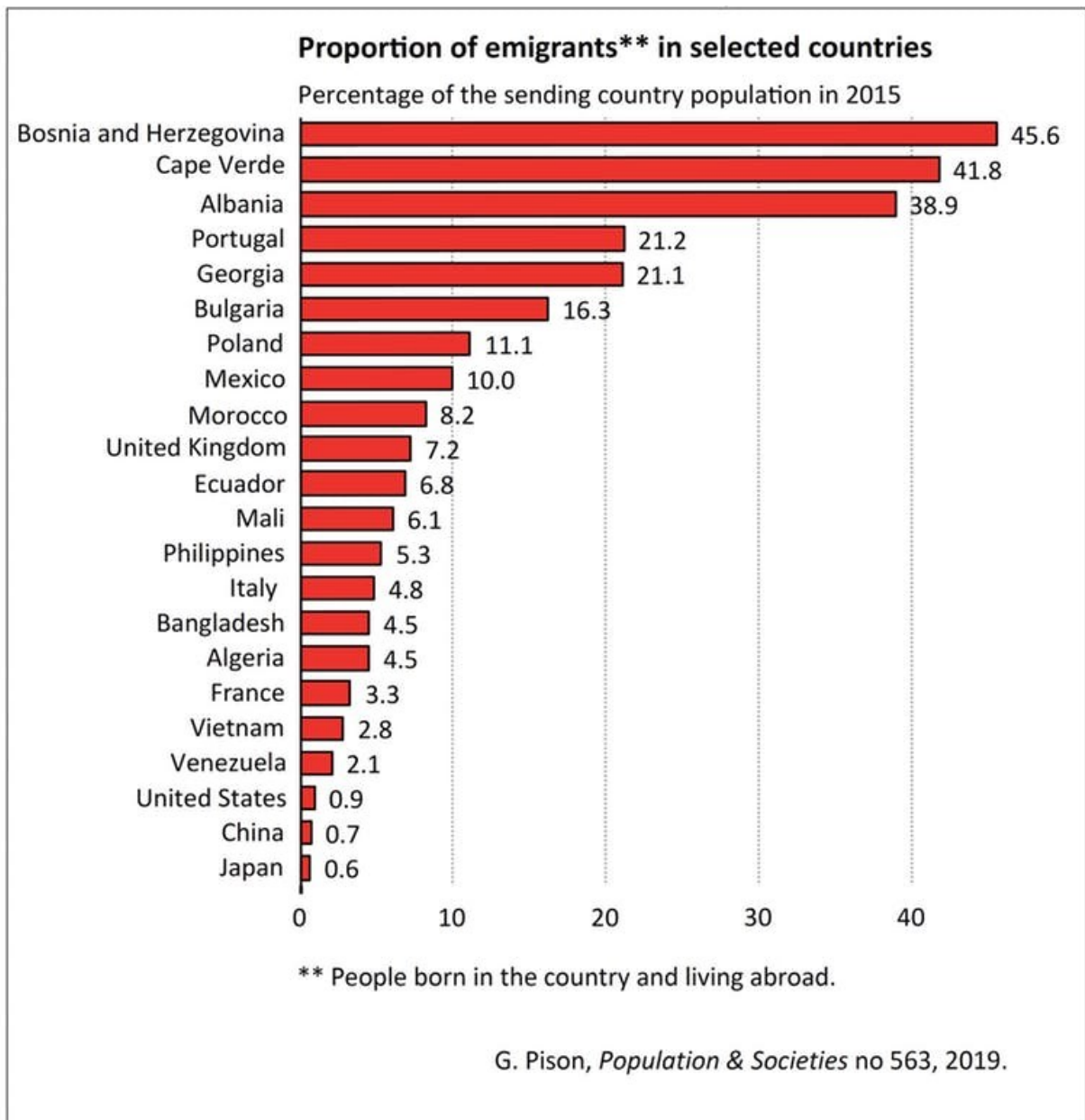
All immigrants (in-migrants) are also emigrants (out-migrants) from their home countries. Yet the information available for counting emigrants at the level of a particular country is often of poorer quality than for the immigrants, even though, at the global level, they represent the same set of people. Countries are probably less concerned about counting their emigrants than their immigrants, given that the former, unlike the latter, are no longer residents and do not use government-funded public services or infrastructure.



Central American migrants on their way to the United States (here in Mexico, in February 2019, in Piedras Negras, Coahuila State). Julio Cesar Aguilar/AFP

However, emigrants often contribute substantially to the economy of their home countries by sending back money and in some cases, they still have the right to vote, which is a good reason for sending countries to track their emigrant population more effectively. The statistical sources are another reason for the poor quality of data on emigrants. Migrant arrivals are better recorded than departures, and the number of emigrants is often estimated based on immigrant statistics in the different host countries.

The number of emigrants varies considerably from one country to another. India headed the list in 2015, with nearly 16 million people born in the country but living in another (see the figure below); Mexico comes in second with more than 12 million emigrants living mainly in the United States.



Gilles Pison, based on United Nations data

Proportionally, Bosnia and Herzegovina holds a record: there is one Bosnian living abroad for two living in the country, which means that one-third of the people born in Bosnia and Herzegovina have emigrated (figure below). Albania is in a similar situation, as well as Cape Verde, an insular country with few natural resources.

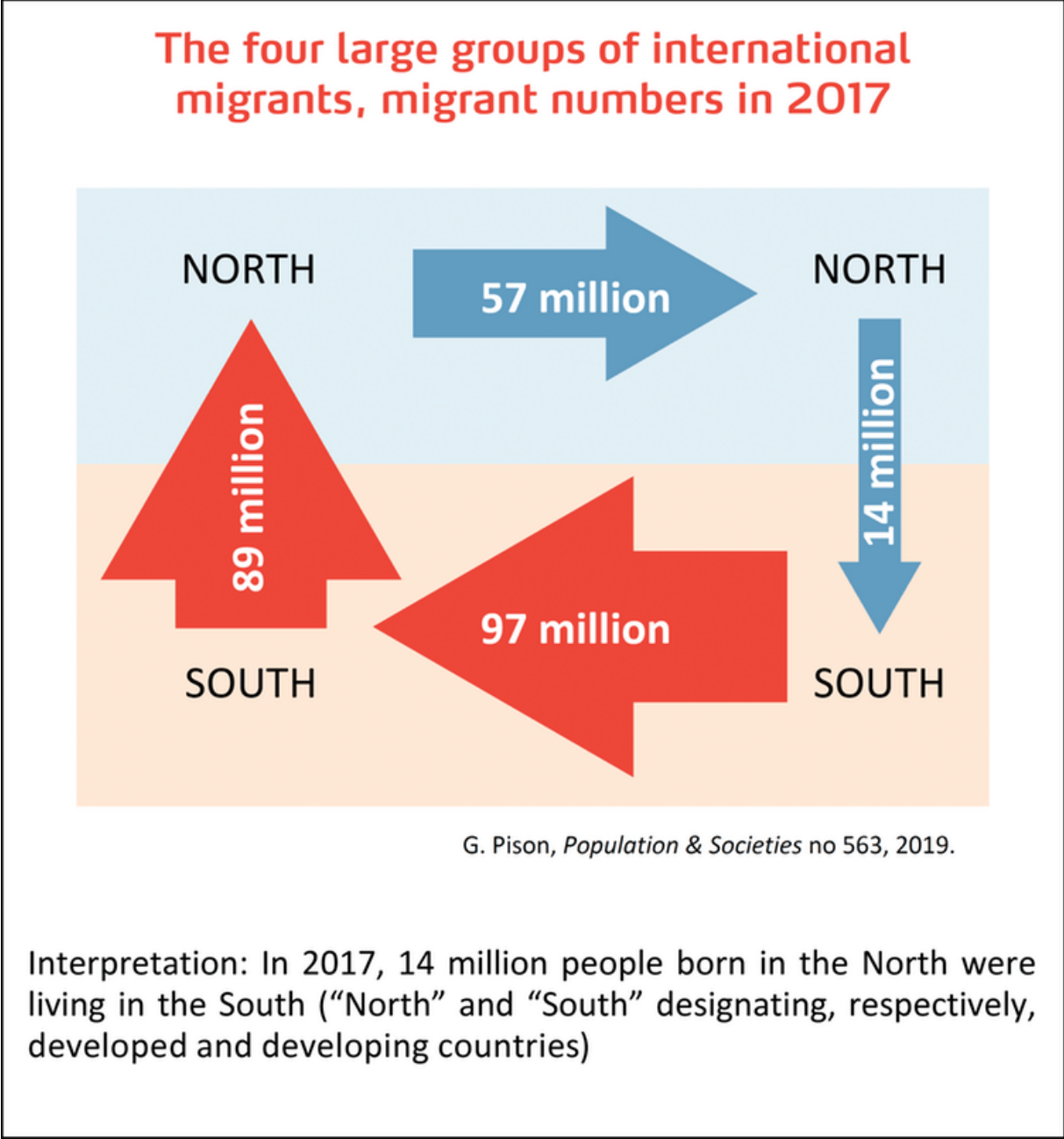
Some countries are both immigration and emigration countries. This is the case of the United Kingdom, which had 8.4 million immigrants and 4.7 million emigrants in 2015. The United States has a considerable number of expatriates (2.9 million in 2015), but this is 17 times less in comparison to the number of immigrants (48 million at the same date).

Until recently, some countries have been relatively closed to migration, both inward and outward. This is the case for Japan, which has few immigrants (only 1.7% of its population in 2015) and few emigrants (0.6%).

Immigrants: less than 4% of the world population

According to the [United Nations](#), there were 258 million immigrants in 2017, representing only a small minority of the world population (3.4%); the vast majority of people live in their country of birth. The proportion of immigrants has only slightly increased over recent decades (30 years ago, in 1990, it was 2.9%, and 55 years ago, in 1965, it was 2.3%). It has probably changed only slightly in 100 years.

But the distribution of immigrants is different than it was a century ago. One change is, in the words of Alfred Sauvy, the “reversal of migratory flows” between North and South, with a considerable share of international migrants now coming from Southern countries.



Gilles Pison, based on United Nations data, [CC BY](#)

Today, migrants can be divided into three groups of practically equal size (figure above): migrants born in the South who live in the North (89 million in 2017, according to the [United Nations](#)); South-South migrants (97 million), who have migrated from one Southern country to another; and North-North migrants (57 million). The fourth group – those born in the North and who have migrated to the South – was dominant a century ago but is numerically much smaller today (14 million). Despite their large scale, especially in Europe, migrant flows generated since 2015 by conflicts in the Middle East have not significantly changed the global picture of international migration.

For more information, see [“The number and proportion of immigrants in the population: International comparisons”](#), issue no. 563 of *Population and Societies* (downloadable free of charge).

La version originale de cet article a été publiée en [français](#).

Auteur



1. [Gilles Pison](#)

Anthropologue et démographe, professeur au Muséum national d'histoire naturelle et chercheur associé à l'INED, Muséum national d'histoire naturelle (MNHN) – Sorbonne Universités

Déclaration d'intérêts

Gilles Pison ne travaille pas, ne conseille pas, ne possède pas de parts, ne reçoit pas de fonds d'une organisation qui pourrait tirer profit de cet article, et n'a déclaré aucune autre affiliation que son poste universitaire.

Partenaires




[Sorbonne Universités](#) apporte des fonds en tant que membre fondateur de The Conversation FR.

[Muséum National d'Histoire Naturelle](#) apporte un financement en tant que membre adhérent de The Conversation FR.

[Voir les partenaires](#) de The Conversation France

[Republier cet article](#)

 Reproduisez nos articles gratuitement, sur papier ou en ligne, en utilisant notre licence Creative Commons.