



HAL
open science

Electric field control of the LaAlO₃/SrTiO₃ interface ground state

A. D Caviglia, S. Gariglio, N. Reyren, D. Jaccard, T. Schneider, M. Gabay, S. Thiel, G. Hammerl, J. Mannhart, M. Triscone, et al.

► **To cite this version:**

A. D Caviglia, S. Gariglio, N. Reyren, D. Jaccard, T. Schneider, et al.. Electric field control of the LaAlO₃/SrTiO₃ interface ground state. *Nature*, 2008, 456 (7222), pp.624-627. 10.1038/nature07576 . hal-02076436

HAL Id: hal-02076436

<https://hal.science/hal-02076436v1>

Submitted on 1 Apr 2019

HAL is a multi-disciplinary open access archive for the deposit and dissemination of scientific research documents, whether they are published or not. The documents may come from teaching and research institutions in France or abroad, or from public or private research centers.

L'archive ouverte pluridisciplinaire **HAL**, est destinée au dépôt et à la diffusion de documents scientifiques de niveau recherche, publiés ou non, émanant des établissements d'enseignement et de recherche français ou étrangers, des laboratoires publics ou privés.

Electric Field Control of the $\text{LaAlO}_3/\text{SrTiO}_3$ Interface Ground State

A.D. Caviglia¹, S. Gariglio¹, N. Reyren¹, D. Jaccard¹, T. Schneider²,
M. Gabay³, S. Thiel⁴, G. Hammer⁴, J. Mannhart⁴, J.-M. Triscone¹

¹*Département de Physique de la Matière Condensée, University of Geneva,
24 Quai Ernest-Ansermet, 1211 Genève 4, Switzerland*

²*Physikinstitut, University of Zurich,
Winterthurerstrasse 190, 8057 Zurich, Switzerland*

³*Laboratoire de Physique des Solides, Bat 510, Université Paris-Sud 11,
Centre d'Orsay, 91405 Orsay Cedex, France and*

⁴*Experimental Physics VI, Center for Electronic Correlations and Magnetism,
Institute of Physics, University of Augsburg, D-86135 Augsburg, Germany*

(Dated: October 15, 2008)

Interfaces between complex oxides are emerging as one of the most interesting playgrounds in condensed matter physics [1]. In this special setting, in which translational symmetry is artificially broken, a variety of novel electronic phases can be promoted [2]. Theoretical studies predict complex phase diagrams and suggest the key role of the carrier density in determining the systems ground states. A particularly fascinating system is the conducting interface between the band insulators LaAlO_3 and SrTiO_3 [3]. Recently two possible ground states have been experimentally identified: a magnetic state [4] and a two dimensional (2D) superconducting condensate [5]. In this Letter we use the electric field effect to explore the phase diagram of the system. The electrostatic tuning of the carrier density allows an on/off switching of superconductivity and drives a quantum phase transition (QPT) [6–8] between a 2D superconducting state and an insulating state (2D-QSI). Analyses of the magnetotransport properties in the insulating state are consistent with weak localisation and do not provide evidence for magnetism. The electric field control of superconductivity demonstrated here opens the way to the development of novel mesoscopic superconducting circuits.

Since the discovery of conductivity at the $\text{LaAlO}_3/\text{SrTiO}_3$ interface, one of the main challenges has been the identification of the source of charge carriers. Despite an animated research effort [9–12] there is not yet a general consensus on the nature of the doping mechanism. Depending on the growth conditions, the doping can be related to the polar nature of the LaAlO_3 atomic planes [13] (the polar catastrophe scenario or “intrinsic doping”), the creation of oxygen defects during the samples growth [9–11] or interdiffusion phenomena [12] (“extrinsic doping”). It is generally accepted that the conduction observed in samples grown at low oxygen pressure ($\lesssim 10^{-6}$ mbar) is dominated by oxygen defects and extends deeply into the substrate, while for samples grown at higher pressure ($\gtrsim 10^{-5}$ mbar) the conduction is confined at the interface [14]. Both superconductivity [5] and unusual magnetotransport properties, attributed to magnetism [4], have recently been observed in samples grown in the high pressure regime. These results suggest that the ground state of the system might be sensitive to small changes in carrier concentration and/or to the amount of disorder. To resolve this issue and investigate the phase diagram of the system, electrostatic doping appears to be an ideal technique, because it allows the tuning of the carrier density while preserving the oxygen concentration and disorder landscape [15, 16]. Recent reports indicate

that an electric field can effectively modulate the transport properties of the LaAlO₃/SrTiO₃ interface [17].

LaAlO₃/SrTiO₃ superconducting interfaces and field effect devices were prepared as described in the Methods section. In a standard field effect device, an electric field is applied between a metallic gate and a conducting channel across a dielectric. The 0.5 mm thick SrTiO₃ substrate was used as the dielectric since it is characterised at low temperatures by a large dielectric constant. The metallic gate is a gold film sputtered opposite to the channel area onto the backside of the substrate. In this configuration the electric field modulates the concentration of carriers in the interface conducting channel. A sketch of the field effect device is shown in Fig. 1b.

To quantify the carrier density modulation resulting from the field effect, the electric field dependence of the SrTiO₃ permeability needs to be taken into account [18]. We therefore measured the differential capacitance $C(V) = dQ(V)/dV$ of the device as a function of the applied gate voltage V , $Q(V)$ being the induced charge. It is known that charge trapping in SrTiO₃ can occur and may cause the appearance of hysteresis in the $C(V)$ measurements [19]. Indeed the capacitance was found to depend on the voltage sweep history. However, the devices present reversible and reproducible $C(V)$ characteristics when the field is first ramped to the highest positive voltage. Following this experimental procedure, the field induced modulation of charge density δn_{2D} between gate voltages V_1 and V_2 can be evaluated using the relation

$$\delta n_{2D} = \frac{1}{Se} \int_{V_1}^{V_2} C(V) dV \quad (1)$$

where S is the area of the gate electrode and e is the elementary charge. The $C(V)$ characteristic of a 9 u.c. device and the corresponding modulation of carrier density are presented in Fig. 1a. The carrier concentration of the as-grown sample has been measured using the Hall effect ($n_{2D} \simeq 4.5 \cdot 10^{13} \text{ cm}^{-2}$ at 100 K). The maximum modulation of the carrier density that was achieved is remarkably close to the total number of free carriers present in the system, indicating that the electric field effect is an excellent tool to probe its phase diagram. On the same sample the temperature dependence of the sheet resistance R_{sheet} has been measured for various gate voltages V .

Fig. 2a shows the sheet resistance versus temperature for applied gate voltages between -300 V and 320 V; Fig. 2b displays the same data on a linear sheet resistance scale. This behaviour has been observed in several samples. A variation of the gate voltage induces a

large modulation of the normal state resistance, which changes by two orders of magnitude, and a remarkable tuning of the superconducting critical temperature. For large negative voltages, corresponding to the smallest accessible electron densities, the sheet resistance increases as the temperature is decreased, suggesting an insulating (conductance $G \rightarrow 0$ as $T \rightarrow 0$) ground state. As the electron density is increased the system becomes a superconductor. The superconducting to insulating ground state transition occurs at a critical sheet resistance $R_c \approx 4.5 \text{ k}\Omega/\square$, close to the quantum of resistance for charge $2e$ bosons, $R_Q = h/4e^2 \approx 6.45 \text{ k}\Omega$. A further increase in the electron density produces first a rise of the critical temperature to a maximum of $\sim 310 \text{ mK}$. For larger voltages, the critical temperature decreases again, providing evidence for an overdoped regime. These measurements thus reveal the existence of a quantum phase transition between a superconducting and an insulating phase at the $\text{LaAlO}_3/\text{SrTiO}_3$ interface and demonstrate that the ground state of the system depends on its carrier density.

Close to the critical point, the sheet resistance measured at 400 mK shows a remarkable phenomenon. As can be seen in Fig. 3, approaching the critical point from the superconducting region of the phase diagram, a linear dependence of the sheet resistance as a function of the applied voltage is observed. Once the critical point has been crossed, however, a further reduction of carrier concentration produces a much steeper variation of resistance.

In order to establish the critical temperature versus carrier density phase diagram, a criterion to define the critical temperature for each gate voltage is needed. It was shown that the superconducting transitions are consistent with the Berezinskii-Kosterlitz-Thouless (BKT) behaviour expected for a 2D system [5]. According to the BKT model, above the critical temperature T_{BKT} , the temperature dependence of the resistance is expected to be

$$R \propto \exp\left(-\frac{b_R}{(T - T_{BKT})^{1/2}}\right) \quad (2)$$

where b_R is a parameter related to the vortex properties.

This approach allows T_{BKT} to be extracted for each applied gate voltage and the phase diagram to be mapped. The result is shown in Fig. 3. Reducing the carrier concentration from the largest doping level ($V = 320 \text{ V}$), T_{BKT} first increases, reaches a maximum at around 310 mK and then decreases to zero. This critical line ends at $V_c \simeq -140 \text{ V}$, where the system undergoes a QPT.

To investigate the quantum critical region in detail we consider a continuous QPT separat-

ing a superconducting ground state and an insulating ground state. The control parameter of the phase transition is the variation of the carrier concentration $\delta n_{2D} = n_{2D} - n_{2Dc}$, where n_{2Dc} is the sheet carrier density at the critical point. Fig. 1a shows a quasi-linear relationship between the applied gate voltage and the variation of carrier concentration $\delta n_{2D} \propto \delta V = V - V_c$ in the vicinity of the critical point. Hence we can use the gate voltage as the tuning parameter for the analysis of the QPT. For a continuous QPT, the quantum critical region is characterised by a spatial and a temporal correlation length that diverge respectively as $\xi \propto (\delta n_{2D})^{-\bar{\nu}}$, and $\xi_\tau \propto (\delta n_{2D})^{-\nu_\tau}$. The quantum dynamic critical exponent is defined through the ratio $z = \nu_\tau / \bar{\nu}$. According to the scaling theory of quantum critical phenomena [20–22] the phase transition line $T_{BKT}(\delta V)$ presented in Fig. 3 is expected to scale, in the vicinity of the quantum critical point (QCP), as

$$T_{BKT} \propto (\delta n_{2D})^{z\bar{\nu}} \propto (\delta V)^{z\bar{\nu}} \quad (3)$$

In Fig. 3 we observe that the approach to quantum criticality is well described by $z\bar{\nu} = 2/3$, exponents which also describe well $T_{BKT} \propto (\delta n_{2D})^{z\bar{\nu}}$. We note that the product $z\bar{\nu} = 2/3$ agrees with the results obtained in previous experiments of electric and magnetic field tuned 2D-QSI transition in amorphous bismuth films [23] and $\text{Nb}_{0.15}\text{Si}_{0.85}$ films [24]. The value $z\bar{\nu} = 2/3$ is compatible with the 3D-XY model possibly indicative of a clean (or weakly disordered) system in which quantum fluctuations dominate ((2+1)D-XY). The voltage range over which critical fluctuations can be observed has however to be determined. We note that a highly disordered (dirty boson) system [25] with localised Cooper pairs in the insulating phase would yield $z\bar{\nu} = 1$. This latter value would agree with the critical behaviour observed in $\text{NdBa}_2\text{Cu}_3\text{O}_{7-\delta}$ thin films [26]. Although the dirty boson interpretation is not incompatible with the data, we notice that in most systems dominated by disorder the magnetoresistance is expected to be positive, at variance with our observations (see below).

Of particular relevance for the understanding of the nature of this electronic system is the insulating region of the phase diagram. In the accessible temperature range the variation of the conductance can be explained by weak localisation [27, 28]. Fig. 4a depicts the dependence of the sheet resistance in a perpendicular magnetic field measured at 30 mK. As expected if weak localisation is governing the magnetotransport properties, we observe a large negative magnetoresistance that increases as we move more deeply into the insulating phase, reaching more than -40% at 8 T for the lowest measured carrier concentration.

Above ~ 1 T the resistance decreases logarithmically with increasing magnetic field. In the non-superconducting region of the phase diagram no hysteresis in magnetoresistance has been detected (see also Methods). We note that our data are in partial agreement with the results presented in [4], where a negative magnetoresistance was also reported.

The field effect tuning of the electronic properties of the $\text{LaAlO}_3/\text{SrTiO}_3$ interface achieved here unravels a complex phase diagram controlled by the charge density with a quantum critical point separating a superconducting and an insulating region. Using the electrostatic control of superconductivity, novel quantum electronic devices can be envisaged where, for instance, superconductivity can be dynamically defined and controlled using local electric fields.

Methods

Conducting interfaces were prepared by depositing LaAlO_3 films, with thickness ≥ 4 unit cells (u.c.), onto TiO_2 terminated (001) SrTiO_3 single crystals. The films were grown by pulsed laser deposition at $\sim 800^\circ\text{C}$ in $\sim 1 \times 10^{-4}$ mbar of O_2 with a repetition rate of 1 Hz. The fluence of the laser pulses was 0.6 J/cm^2 . Films growth was monitored *in situ* using reflection high energy electron diffraction which allowed the thickness to be controlled with sub-unit-cell precision [29]. After growth, each sample was annealed in 200 mbar of O_2 at about 600°C for one hour and cooled to room temperature in the same oxygen pressure. Samples with different thickness of LaAlO_3 were systematically characterised using atomic force microscopy and X-Ray diffraction. The samples were then patterned in a geometry suitable for 4-point transport measurements. The patterning technique is based on the discovery that only regions covered by a LaAlO_3 layer with thickness ≥ 4 u.c. are conducting [17]. The LaAlO_3 thickness was thus reduced down to about < 2 u.c. in specific regions of the samples, irradiating them with argon ions while protecting transport channels with a photoresist layer. The superconducting interface was contacted by ultrasonic welding using Al-wires. Transport properties were measured in a dilution cryostat applying a linear current density of $2 \cdot 10^{-4} \text{ A/m}$ in a $500 \mu\text{m}$ wide path. Magnetic fields were applied perpendicular to the sample and ramped with a sweep rate of 1.6 mT/s . Higher sweep rates (3.2 mT/s) revealed, in the superconducting region of the phase diagram, small hystereses (1%) in the magnetoresistance. Such hystereses were not observed in the insulating region. No leakage

currents (≤ 1 nA) could be detected up to the largest applied voltages. Note that in our experimental procedure the 0 V state does not correspond to the as-grown state.

-
- [1] Hwang, H.Y. Atomic control of the electronic structure at complex oxide heterointerfaces *Mater. Res. Soc. Bull.* **31**, 28-35 (2006).
 - [2] Okamoto, S. & Millis, A.J. Electronic reconstruction at an interface between a Mott insulator and a band insulator. *Nature* **428**, 630-633 (2004).
 - [3] Ohtomo, A. & Hwang, H.Y. A high-mobility electron gas at the LaAlO₃/SrTiO₃ heterointerface. *Nature* **427**, 423-426 (2004).
 - [4] Brinkman, A. *et al.* Magnetic effects at the interface between non-magnetic oxides. *Nat. Mater.* **6**, 493-496 (2007).
 - [5] Reyren, N. *et al.* Superconducting interfaces between insulating oxides. *Science* **317**, 1196-1199 (2007).
 - [6] Sachdev, S. Quantum phase transitions. Cambridge University Press (1999).
 - [7] Sondhi, S.L., Girvin, S.M., Carini, J.P. & Shahar, D. Continuous quantum phase transitions. *Rev. Mod. Phys.* **69**, 315-333 (1997).
 - [8] v. Löhneysen, H., Rosch, A., Vojta, M. & Wölfle, P. Fermi-liquid instabilities at magnetic quantum phase transitions. *Rev. Mod. Phys.* **79**, 1015-1075 (2007).
 - [9] Herranz, G. *et al.* High mobility in LaAlO₃/SrTiO₃ heterostructures: origin, dimensionality, and perspectives. *Phys. Rev. Lett.* **98**, 216803 (2007).
 - [10] Kalabukhov, A. *et al.* Effect of oxygen vacancies in the SrTiO₃ substrate on the electrical properties of the LaAlO₃/SrTiO₃ interface. *Phys. Rev. B* **75**, 121404 (2007).
 - [11] Siemons, W. *et al.* Origin of charge density at LaAlO₃ on SrTiO₃ heterointerfaces: Possibility of intrinsic doping. *Phys. Rev. Lett.* **98**, 196802 (2007).
 - [12] Willmott, P.R. *et al.* Structural basis for the conducting interface between LaAlO₃ and SrTiO₃. *Phys. Rev. Lett.* **99**, 155502 (2007).
 - [13] Nakagawa, N., Hwang, H.Y. & Muller, D.A. Why some interfaces cannot be sharp. *Nat. Mater.* **5**, 204-209 (2006).
 - [14] Basletic, M. *et al.* Mapping the spatial distribution of charge carriers in LaAlO₃/SrTiO₃ heterostructures. *Nat. Mater.* **7**, 621-625 (2008).

- [15] Ahn, C.H., Triscone, J.-M. & Mannhart, J. Electric field effect in correlated oxide systems. *Nature* **424**, 1015-1018 (2003).
- [16] Ahn, C.H. *et al.* Electrostatic modification of novel materials. *Rev. Mod. Phys.* **78**, 1185-1212 (2006).
- [17] Thiel, S., Hammerl, G., Schmehl, A., Schneider, C.W. & Mannhart, J. Tunable quasi-two-dimensional electron gases in oxide heterostructures. *Science* **313**, 1942-1945 (2006).
- [18] Matthey, D., Gariglio, S. & Triscone, J.-M. Field-effect experiments in $\text{NdBa}_2\text{Cu}_3\text{O}_{7-\delta}$ ultrathin films using a SrTiO_3 single-crystal gate insulator. *Appl. Phys. Lett.* **83**, 3758-3760 (2003).
- [19] Christen, H.-M., Mannhart, J., Williams, E.J. & Gerber, C. Dielectric properties of sputtered SrTiO_3 films. *Phys. Rev. B* **49**, 12095-12104 (1994).
- [20] Schneider, T. Universal critical quantum properties of cuprate superconductors. *Acta Physica Polonica A* **91**, 203 (1997).
- [21] Schneider, T. The physics of superconductors. vol. 2 p. 111 Springer, Berlin (2004)
- [22] Schneider, T. & Singer, J.M. Phase transition approach to high temperature superconductivity. Imperial College Press, London (2000).
- [23] Parendo, K.A. *et al.* Electrostatic tuning of the superconductor-insulator transition in two dimensions. *Phys. Rev. Lett.* **94**, 197004 (2005).
- [24] Aubin, H. *et al.* Magnetic-field-induced quantum superconductor-insulator transition in $\text{Nb}_{0.15}\text{Si}_{0.85}$. *Phys. Rev. B* **73**, 094521 (2006).
- [25] Fisher, M.P.A. & Grinstein, G. Quantum critical phenomena in charged superconductors. *Phys. Rev. Lett.* **60** 208-211(1988).
- [26] Matthey, D., Reyren, N., Schneider, T. & Triscone, J.-M. Electric-field-effect modulation of the transition temperature, mobile carrier density, and in-plane penetration depth of $\text{NdBa}_2\text{Cu}_3\text{O}_{7-\delta}$ thin films. *Phys. Rev. Lett.* **98**, 057002 (2007).
- [27] Bergmann, G. Weak localization in thin films *Phys. Rep.* **107**, 1-58 (1984)
- [28] Das, D. & Doniach, S. Weakly localized bosons. *Phys. Rev. B* **57**, 14440-14443 (1998).
- [29] Rijnders, G., Koster, G., Blank, D.H.A. & Rogalla, H. In situ monitoring during pulsed laser deposition of complex oxides using reflection high energy electron diffraction under high oxygen pressure. *Appl. Phys. Lett.* **70**, 1888-1890 (1997).

Figure legends

Fig. 1

Dielectric characterisation of the field effect device. (a) Dielectric tunability of the differential capacitance (C versus V) measured on a device at 1.5 K (blue). $C(V)$ is measured with an ac technique applying a $dV = 1$ V. Change in the 2D carrier concentration as a function of gate voltage calculated using eq. 1 with $V_1 = 200$ V and $V_2 = V$ (red). The dashed lines indicate the region where the quantum critical behaviour is observed. Note that in this region $\delta n_{2D} \sim \delta V$. (b) Schematic view of a field effect device, showing the source (S), drain (D), longitudinal voltage (V_+ and V_-), Hall voltage (V_H) and gate voltage (G) contacts.

Fig. 2

Field effect modulation of the transport properties. (a) Measured sheet resistance as a function of temperature for gate voltages varying in 10 V steps between -300 V and -260 V, 20 V steps between -260 V and 320 V and for -190 V, plotted on a semi-logarithmic scale. (b) The same data plotted on a linear resistance scale.

Fig. 3

Electronic phase diagram of the LaAlO₃/SrTiO₃ interface. Critical temperature T_{BKT} (right axis, blue dots) versus gate voltage, revealing the superconducting region of the phase diagram. The solid line describes the approach to the quantum critical point using the scaling relation $T_{BKT} \propto (V - V_c)^{z\bar{\nu}}$, with $z\bar{\nu} = 2/3$. Normal state resistance, measured at 400 mK (left axis, red triangles) as a function of gate voltage.

Fig. 4

Field effect modulation of the magnetotransport properties. (a) Sheet resistance (top panel) and magnetoresistance (bottom panel), as a function of magnetic field, measured for different gate voltages at 30 mK. Note the large negative magnetoresistance for the lowest

carrier densities.(b) Sheet resistance as a function of magnetic field, measured for different gate voltages at 30 mK and plotted on a logarithmic magnetic field scale.

Acknowledgements

We thank Thierry Giamarchi, Lara Benfatto, Thilo Kopp and Anna-Sabina Ruetschi for useful discussions and Marco Lopes for his technical assistance. We acknowledge financial support by the Swiss National Science Foundation through the National Centre of Competence in Research “Materials with Novel Electronic Properties” MaNEP and Division II, by the European Union through the project “Nanoxide”, by the Deutsche Forschungsgemeinschaft through the SFB484, and by the European Science Foundation through the program “Thin Films for Novel Oxide Devices”.

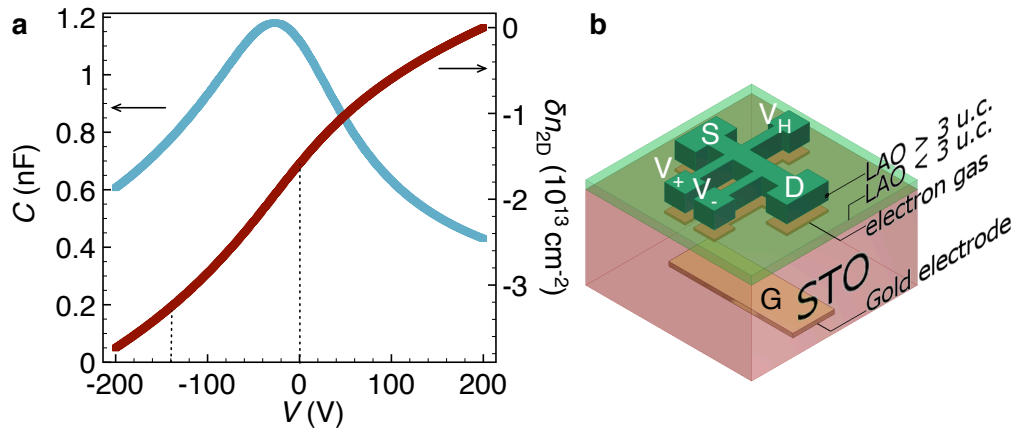


FIG. 1:

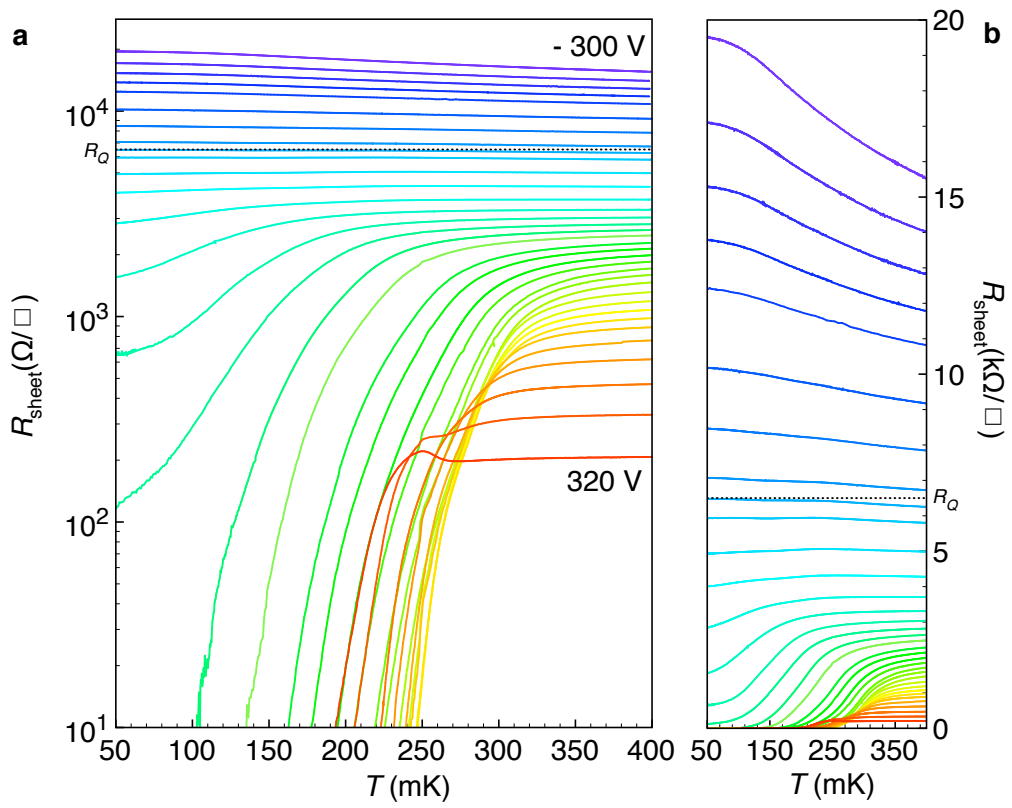


FIG. 2:

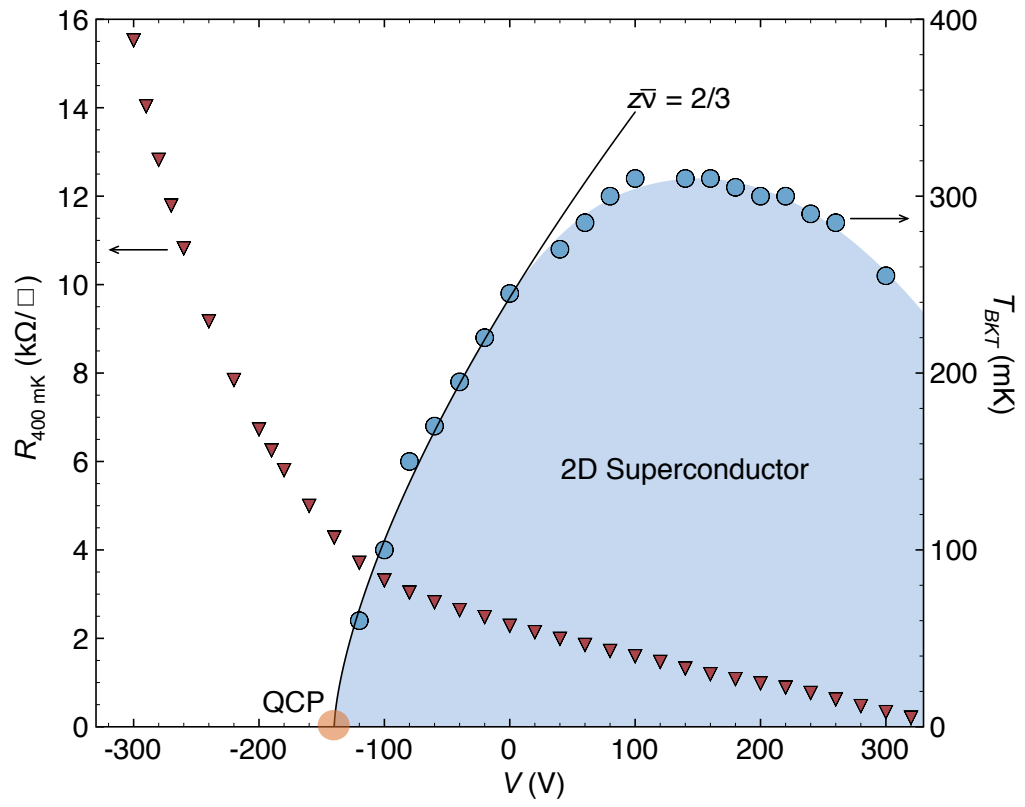


FIG. 3:

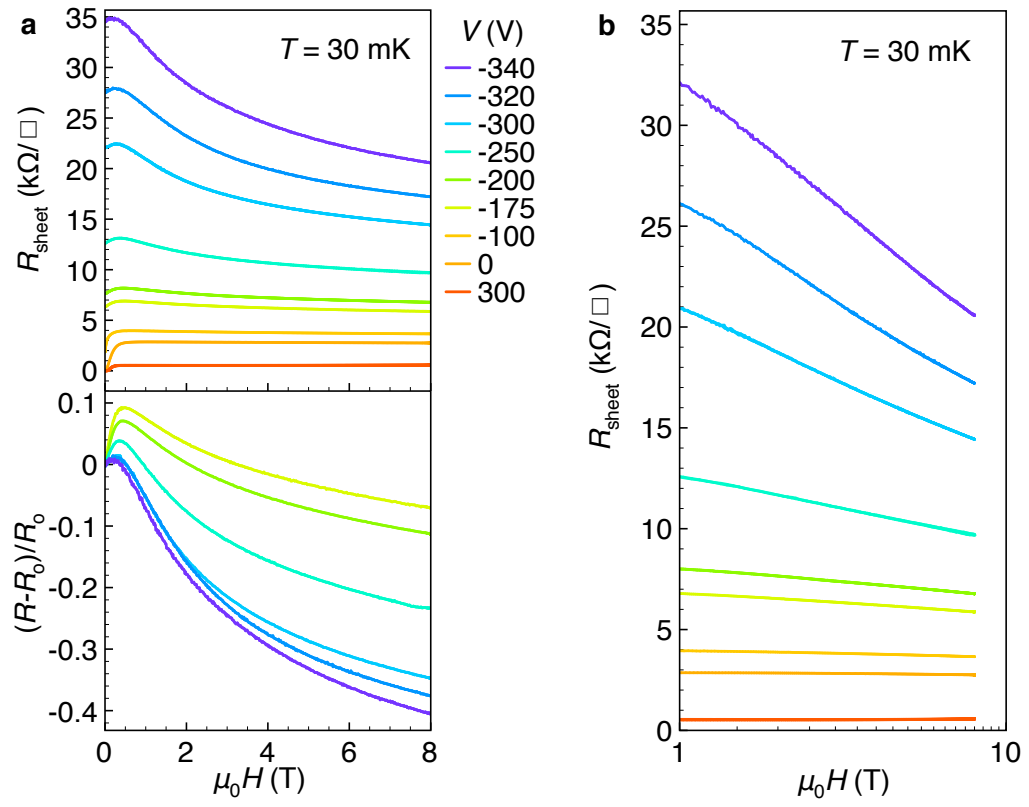


FIG. 4: