



**HAL**  
open science

## Phenobarbital enhanced genotoxicity of ochratoxin A

Eric Pinelli, Marie-Carmen Monje, Chakib El Adlouni, Jean-Louis Marty,  
Yann Grosse, Annie Pfohl-Leszkowicz

► **To cite this version:**

Eric Pinelli, Marie-Carmen Monje, Chakib El Adlouni, Jean-Louis Marty, Yann Grosse, et al.. Phenobarbital enhanced genotoxicity of ochratoxin A. *Cell Biology and Toxicology*, 1996, 12 (4-6), pp.392-392. 10.1007/BF00438223 . hal-02072577

**HAL Id: hal-02072577**

**<https://hal.science/hal-02072577>**

Submitted on 19 Mar 2019

**HAL** is a multi-disciplinary open access archive for the deposit and dissemination of scientific research documents, whether they are published or not. The documents may come from teaching and research institutions in France or abroad, or from public or private research centers.

L'archive ouverte pluridisciplinaire **HAL**, est destinée au dépôt et à la diffusion de documents scientifiques de niveau recherche, publiés ou non, émanant des établissements d'enseignement et de recherche français ou étrangers, des laboratoires publics ou privés.









## Open Archive Toulouse Archive Ouverte (OATAO)

OATAO is an open access repository that collects the work of Toulouse researchers and makes it freely available over the web where possible

This is an author's version published in: <http://oatao.univ-toulouse.fr/23187>

**Official URL:** <https://doi.org/10.1007/BF00438223>

**To cite this version:**

Pinelli, Eric  and Monje, Marie-Carmen  and El Adlouni, Chakib  and Marty, Jean-Louis  and Grosse, Yann  and Pfohl-Leszkowicz, Annie   
*Phenobarbital enhanced genotoxicity of ochratoxin A.* (1996) *Cell Biology and Toxicology*, 12 (4-6). 392. ISSN 0742-2091

Any correspondence concerning this service should be sent to the repository administrator: [tech-oatao@listes-diff.inp-toulouse.fr](mailto:tech-oatao@listes-diff.inp-toulouse.fr)

### **Phenobarbital enhanced genotoxicity of ochratoxin A.**

Pinelli, E., Monje, M.C., El Adlouni, C., Marty, J.\* , Grosse, Y. and Pfohl-Leszkowicz, A.

*ENSAT, Laboratoire de Toxicologie et Sécurité Alimentaire, 145 Avenue de Muret et \*UPS, F31076 Toulouse.*

Ochratoxin A (OTA) , which is a mycotoxin inducing nephrotoxicity and urinary tract tumors, is genotoxic and is metabolized by different P450 cytochromes and could also be conjugated to glutathione. Implication of cytochrome 2B was tested by induction by phenobarbital. DNA-adducts formed by OTA were analyzed : (i) on human bronchial epithelial cells pretreated by phenobarbital (ii) *in vitro*, by incubation of pretreated rabbit liver, kidney, testis and urinary bladder microsomes in presence of DNA, OTA and NADPH.

DNA-adducts are preferentially formed in cells pretreated 24h by phenobarbital (4 times higher compared to non-pretreated cells) and exclusively by microsomes arising from rabbit organs pretreated 8 days by phenobarbital. PROD activity (reflecting 2B cytochrome activity) is enhanced in liver and kidney microsomes after phenobarbital pretreatment. Moreover, ECOD (reflecting 2A activity) is increased in liver. In the other organs (testis and urinary bladder) these activities could not be detected. We have demonstrated in this study that increasing DNA-adduct formation is not exclusively due to induction of 2B cytochrome activity but also to increasing activity of glutathione transferase activity (GST). Actually, addition of etacrynic acid, which is an inhibitor of GST, in cells medium simultaneously to phenobarbital, considerably reduced DNA-adducts formation. Metabolites of OTA have been analyzed by HPLC. Two of them are similarly formed in cells culture and after microsomes incubation, and seem to be correlated with DNA-adduct. Interestingly, etacrynic acid stimulated OTB (dechlorinated OTA) and Ot $\alpha$  (OTA without phenylalanine) formation. These two metabolites are less toxic than the parent compound.