



HAL
open science

Freshwater eels: A symbol of the effects of global change

Hilaire Drouineau, Caroline Durif, M. Castonguay, M. Mateo, Eric Rochard,
G. Verreault, K. Yokouchi, Patrick Lambert

► To cite this version:

Hilaire Drouineau, Caroline Durif, M. Castonguay, M. Mateo, Eric Rochard, et al.. Freshwater eels: A symbol of the effects of global change. *Fish and Fisheries*, 2018, 19 (5), pp.903-930. 10.1111/faf.12300 . hal-02068781

HAL Id: hal-02068781

<https://hal.science/hal-02068781>

Submitted on 15 Mar 2019

HAL is a multi-disciplinary open access archive for the deposit and dissemination of scientific research documents, whether they are published or not. The documents may come from teaching and research institutions in France or abroad, or from public or private research centers.

L'archive ouverte pluridisciplinaire **HAL**, est destinée au dépôt et à la diffusion de documents scientifiques de niveau recherche, publiés ou non, émanant des établissements d'enseignement et de recherche français ou étrangers, des laboratoires publics ou privés.

1 **Freshwater eels: a symbol of the effects of global change**

2

3 Running title: Freshwater eels and global change

4

5 Authors: Hilaire Drouineau^{1*}, Caroline Durif², Martin Castonguay³, Maria Mateo¹, Eric Rochard¹,
6 Guy Verreault⁴, Kazuki Yokouchi⁵, Patrick Lambert¹

7

8 Affiliations:

9 1: Irstea, UR EABX, centre de Bordeaux, 50 avenue de Verdun, F-33612 Cestas cedex, France.

10 2: Institute of Marine Research, Storebø 5392, Norway

11 3: Ministère des Pêches et des Océans, Institut Maurice-Lamontagne, C.P. 1000, 850, route de la
12 Mer, Mont-Joli, Québec G5H 3Z4, Canada

13 4: Ministère des Forêts, de la Faune et des Parcs – Direction Régionale du Bas Saint-Laurent, 186
14 rue Fraser, Rivière-du-Loup, Québec G5R 1C8, Canada

15 5: National Research Institute of Fisheries Science, Fisheries Research Agency, 2-12-4 Fukuura,
16 Kanazawa, Yokohama, Kanagawa 236-8648, Japan

17

18 * corresponding author: Hilaire Drouineau – hilaire.drouineau@irstea.fr - tel : +33 (0)5 57 89 27 09

19 - fax : +33 (0)5 57 89 08 01

20

21

22 **Abstract**

23 Temperate eels *Anguilla anguilla* (European eel), *A. rostrata* (American eel), and *A. japonica*
24 (Japanese eel) are three catadromous species which have been declining since the 1970s/1980s
25 despite their remarkable adaptive capacity. Because of their specific life-cycles, which share distant
26 oceanic spawning grounds and continental growth stage, eels are affected by five components of the
27 global change: (i) climate change affecting larval survival and drift, (ii) an increase in pollution
28 leading to high levels of contamination exacerbated by their high lipid levels, (iii) increasing
29 fragmentation and habitat loss that reduce dramatically the amount of available habitats and induce
30 increased spawner mortality, (iv) the appearance of *Anguillicola crassus* a parasitic alien nematode
31 that impairs spawning success and (v) the impact of commercial and recreational fisheries for all
32 life stages of eel. In this context, the rapid increases of pressures during the “Great Acceleration”
33 have surpassed the adaptive capacity of eels. This illustrates that cumulative effects of global
34 change can lead to the collapse of species, even in species that have amazingly high adaptive
35 capacities.

36

37 Keywords: adaptation, *Anguilla* spp., climate change, contamination, ecosystem fragmentation,
38 over-exploitation

39

40	Table of contents
41	Introduction
42	Global change: five components that threaten biodiversity
43	Temperate eels: endangered species impacted by diverse anthropogenic pressures
44	Component 1 - Global warming and ocean modification: impacts on eel migrations
45	Effect on leptocephalus drift and survival
46	Effect on silver eel spawning migration
47	Component 2 - Increased contamination load: contamination of eels and consequences on its
48	physiology
49	Component 3 - Fragmentation and habitat loss: fragmentation by weirs and dams and consequences
50	on upstream and downstream migration
51	Movements, habitats and fragmentation
52	Blockage during upstream migrations
53	Impaired downstream migrations
54	Component 4 - Alien species: effects of alien parasitoid <i>Anguillicola crassus</i>
55	Component 5 - Exploitation of natural resources: an intensive exploitation of eels at all their stages
56	When forty years of global change has had a greater impact than the ice ages or continental drift
57	The resilience of eels severely impaired by global change
58	Other implications for eel management and research
59	Acknowledgements
60	References
61	Introduction
62	Global change: five components that threaten biodiversity

63 In 2005, the Millennium Ecosystem Assessment (2005a) pointed out that, despite an increase in
64 human welfare during the XXth century, anthropogenic actions threaten the ability of ecosystems to
65 sustainably provide important goods and services, especially for future generations. Such human-
66 caused environmental changes are generally referred to as global change (Steffen *et al.* 2005). In
67 this paper, we illustrate how the rate at which global change is happening can endanger even highly
68 adaptive species such as temperate eels *Anguilla anguilla* (European eel), *A. rostrata* (American
69 eel), and *A. japonica* (Japanese eel). More specifically, this example illustrates that cumulative
70 effects of the different components of global change (Vitousek *et al.* 1997; Western 2001;
71 Tylianakis *et al.* 2008; Jacoby *et al.* 2015; Miller *et al.* 2016) can produce rates of change that
72 exceed a species' adaptive capacity, a central question in the debate on the effects of climate and
73 global change (Donner *et al.* 2005; Visser 2008).

74 Soulé (1991) proposed a list of the main threats to biodiversity that include six components: habitat
75 loss, habitat fragmentation, overexploitation, exotic species, pollution and climate change. Later, the
76 United-States National Research Council (2000) proposed a very similar list of ongoing changes:
77 (1) climate, (2) land use and land cover modifications that can result in habitat loss and
78 fragmentation, (3) biogeochemical and hydrological cycles and pollution, (4) biotic mixing
79 including biological invasions and (5) overexploitation of natural resources especially in oceanic
80 ecosystems. The main difference with Soulé's proposal is that habitat loss and habitat fragmentation
81 were merged into a single component. This latter listing was then endorsed by many authors,
82 including IPCC (2001), the Millennium Ecosystem Assessment (2005b), Simberloff (2012) and
83 Pe'er *et al.* (2013) though Pe'er *et al.* (2013) did not mention pollution. The IGPB (Steffen *et al.*
84 2005, executive summary) and the Global Change Program of the Royal Society of Canada (1992)
85 provided more detailed lists of components of global change (IGPB: oil harvest, transformation of
86 land surface, nitrogen waste, use of freshwater, greenhouse gas, marine habitat destruction,
87 overexploitation of fisheries, extinction rates of species – GCPRSC: climate change, energy and

88 resource consumption, air and water pollution, ozone depletion, population increase, extinction
89 events, land and soil degradation). These components can be merged into the five more general
90 components from IPCC (except perhaps “population increase” which can be shared by various
91 components).

92 Among these components of global change, the best documented is global warming, which is due to
93 increased greenhouse gas emission by human activities (IPCC 2015), affecting the biosphere at all
94 scales (Gattuso *et al.* 2015). Global warming already has visible impacts on the ecology of living
95 organisms (Hughes 2000; Walther *et al.* 2002) with impacts on their phenology (Menzel *et al.* 2006;
96 Chevillot *et al.* 2017) and modification of distribution areas (Lassalle *et al.* 2009; Cheung *et al.*
97 2010; Nicolas *et al.* 2011; Rougier *et al.* 2015). Global warming alters biogeochemical cycles such
98 as the water cycle. For example, the seasonality of river discharge (amplitude between low and high
99 discharge) is expected to increase, while average discharges will increase in some regions and
100 decrease in others (Nohara *et al.* 2006; van Vliet *et al.* 2013).

101 The second component is increasing nutrient, contaminant and pesticide loads in the ecosystem due
102 to industries, agriculture and urbanisation (Verhoeven *et al.* 2006). These increased loads destabilise
103 nutrient cycles and can have direct consequences, such as eutrophication (Tilman *et al.* 2001;
104 Rabalais *et al.* 2009). At the individual scale, contaminants and pesticides can have a large range of
105 deleterious effects, such as altered metabolism, immunotoxicity, endocrine disruption or
106 neurotoxicity (Köhler and Triebkorn 2013; ICES 2016). Moreover, many contaminants are
107 ecologically harmful because persistent biomagnifying chemicals can accumulate in food webs at
108 high trophic levels (Van Oostdam *et al.* 2005; Köhler and Triebkorn 2013).

109 Another component is the modification of habitats due to anthropogenic land use, which can lead to
110 fragmentation of aquatic and terrestrial ecosystems or even habitat loss (Collinge 1996; Fischer and
111 Lindenmayer 2007; Brook *et al.* 2008). Habitat loss and ecosystem fragmentation are currently

112 considered major threats to biodiversity and represent one of the major challenges in ecosystem
113 conservation and restoration (Tilman *et al.* 1994; Tischendorf and Fahrig 2000a,b; Sutherland *et al.*
114 2013), by impairing the ability of individuals to migrate to essential habitats (Gros and Prouzet
115 2014), isolating populations and reducing gene flow (Horreo *et al.* 2011; Haxton and Cano 2016),
116 and by modifying species community structure (Perkin and Gido 2012). Fragmentation and habitat
117 loss increase the risk of extinction cascades (Terborgh *et al.* 2001; Fischer and Lindenmayer 2007;
118 Krauss *et al.* 2010; Junge *et al.* 2014; Haddad *et al.* 2015; van Leeuwen *et al.* 2016).

119 Biological invasion by alien species is our fourth component of global change (Vitousek *et al.* 1997;
120 Occhipinti-Ambrogi and Savini 2003; Ricciardi 2007). Invasive species can affect native ones
121 directly through predation, competition or parasitism, or indirectly by habitat modification or by
122 spreading diseases (Lymbery *et al.* 2014). Arrival of alien species due to shifts in their distribution
123 in response to climate change, uniformisation of habitat or transport by humans, can profoundly
124 reshape species interactions and has consequences at the species, community, and ecosystem levels
125 but also on the provision of ecosystem services (Alpine and Cloern 1992; Cloern 1996; Grosholz
126 2002; Vilà *et al.* 2010). Currently, there are about 10,000 alien species registered in Europe, while
127 ecological impacts have been documented for 11% of them and economic impacts for 13% (Vilà *et*
128 *al.* 2010).

129 Finally, the last component is the overexploitation of natural resources (Brook *et al.* 2008). For
130 example, fisheries have had major impacts on marine ecosystems, depleting stocks with potential
131 impacts on fishing food webs, and impacts on habitats because of destructive fishing gear (Turner
132 *et al.* 1999; Christensen *et al.* 2003; Gascuel *et al.* 2011; Branch 2015; Drouineau *et al.* 2016b).

133 Fisheries have also shaped the life histories of exploited fishes by acting as a permanent and
134 continuous selection pressure (Jørgensen and Renöfält 2013; Heino *et al.* 2015).

135 Through the combined impacts of these five components, global change leads to an extremely rapid
136 modification of ecosystems. Species can display different kinds of adaptive response to address this
137 threat, such as local adaptation through i) a micro-evolutionary response, ii) phenotypic plasticity
138 (Charmantier *et al.* 2008), or iii) modification of their distribution area (Hughes, 2000). However,
139 adaptation is not always possible, especially in cases of synergies among components which can
140 lead to rates of change outpacing a species adaptive capacity (Brook *et al.* 2008). In this context,
141 global change threatens extinction for many species (Spurgeon 2000; Thomas *et al.* 2004; Steffen *et*
142 *al.* 2005; Brook *et al.* 2008; Cahill *et al.* 2013; Urban 2015). The collapse of the three temperate
143 anguillid eel populations is an excellent illustration of this phenomenon.

144

145 **Temperate eels: endangered species impacted by diverse anthropogenic pressures**

146 European eel, American eel and Japanese eel are three temperate catadromous species that share
147 many remarkable ecological features (Figure 1). They have a large distribution area in continental
148 waters (Figure 2 - from Norway to Morocco for the European eel (Tesch 2003), from Canada to
149 Venezuela for American eel (Helfman *et al.* 1987), from Northern Philippines to Korea for Japanese
150 eel (Tsukamoto 1990), which are reached after a long larval drift (larvae are called leptocephali)
151 from distant marine spawning grounds (Sargasso Sea for *A. rostrata* and *A. anguilla* (Schmidt 1923;
152 McCleave 1993) and west of Mariana Islands for *A. japonica* (Tsukamoto 1992)). After this
153 migration, the larvae metamorphose into glass eels upon reaching the continental shelf (Tesch
154 2003). They subsequently penetrate continental waters, turning into pigmented yellow eels, where
155 they colonise a large range of continental habitats from brackish to freshwater (Daverat *et al.* 2006;
156 Arai and Chino 2012). After a growth phase lasting from 3 to over 30 years, yellow eels
157 metamorphose into silver eels and migrate back to their spawning grounds (Béguer-Pon *et al.*

158 2015b; Chang *et al.* 2016; Righton *et al.* 2016). The eels mature en route and presumably die
159 following spawning.

160 Eels have successfully adapted to very heterogeneous growth environments at both the distribution
161 area and catchment scale. Eels are panmictic (Han *et al.* 2010; Als *et al.* 2011; Côté *et al.* 2013;
162 Pujolar 2013) and their long larval drift which limit the possibility of local genetic adaptation.
163 However, there are correlations between environmental gradients and spatial patterns in life history
164 traits throughout the distribution area and within river catchments (Vélez-Espino and Koops 2009;
165 Drouineau *et al.* 2014; Yokouchi *et al.* 2014). For example, sex ratio is generally female-biased in
166 the northern parts of distribution areas (Vladykov 1966; Helfman *et al.* 1984; Vøllestad and Jonsson
167 1988; Vøllestad 1992) and in upstream parts of river catchments (Oliveira and McCleave 2000;
168 Tesch 2003). Length-at-silvering (onset of sexual maturation) varies between between sexes and
169 habitats. Males follow a time-minimising strategy, leaving continental waters as soon as they reach
170 the minimal length to achieve the spawning migration, while females follow a size-maximising
171 strategy, adapting their length-at-silvering to local growth and mortality conditions finding a trade-
172 off between survival and fecundity (Helfman *et al.* 1987; Vøllestad 1992). Consequently, male
173 length-at-silvering is rather set (Vøllestad 1992; Oliveira 1999), while females exhibit a wider range
174 of sizes and are often larger in the northern parts of the distribution areas (Helfman *et al.* 1987;
175 Davey and Jellyman 2005; Jessop 2010). These life history traits patterns are thought to be the
176 result of adaptive phenotypic plasticity that allows individuals to adapt their life history traits to a
177 wide range of environmental conditions (Côté *et al.* 2014; Drouineau *et al.* 2014; Mateo *et al.*
178 2017a) but also of genetic polyphormism leading to spatially varying selection and/or genetically
179 based habitat selection producing genetically distinct ecotypes (Gagnaire *et al.* 2012; Côté *et al.*
180 2014; Ulrik *et al.* 2014; Pavey *et al.* 2015; Mateo *et al.* 2017a).

181 In addition to having similar life histories, the three anguillid species underwent a dramatic decline
182 which started in the late 1970s (Dekker *et al.* 2003; Dekker and Casselman 2014). The collapse
183 became evident through the analyses of the recruitment indices of the three species (Figure 3).
184 Recruitment series of glass eels are the most reliable indices to estimate trends in eel populations
185 throughout their range, because they are less influenced by local conditions than indices using older
186 stages. In Europe, recruitment has decreased by 90 to 99 % since the 80's (ICES 2015) while
187 spawner abundance has also dropped (Dekker 2003a). Concerning the American eel, the recruitment
188 in the upper Saint-Lawrence River and Lake Ontario has nearly ceased in one of the most
189 productive areas (Casselman 2003) and commercial silver eel CPUE dropped by at least 50 % in 40
190 years in the Saint-Lawrence River (de Lafontaine *et al.* 2009). Recruitment of Japanese eel has
191 followed a very similar decline, corresponding to 80 % in the last decades (Dekker *et al.* 2003;
192 Tanaka 2014). As a result, IUCN classified *A. anguilla* as critically endangered in 2008 (confirmed
193 in 2010 and 2014) (Jacoby and Gollock 2014a) while *A. rostrata* and *A. japonica* have been
194 classified as endangered since 2014 (Jacoby and Gollock 2014b; Jacoby *et al.* 2014). Meanwhile,
195 conservation regulations have flourished for the three species (Figure 4). The European
196 Commission implemented a regulation in 2007 (Council Regulation (EC) No 1100/2007)
197 establishing measures for the recovery of the stock of European eel and calling for a reduction in
198 anthropogenic mortalities. The North American eel is "endangered" since 2008 as under Ontario's
199 Endangered Species Act, which prohibits their fishing and trading. The Canadian federal
200 Government is currently considering whether the American eel should be listed as "Threatened"
201 under the federal Species at Risk Act. The Japanese eel is "endangered" on the Japanese Red List
202 published by the Ministry of Environment, Japan in 2013.

203 The eel population declines possibly result from oceanic changes (Castonguay *et al.* 1994b), over-
204 fishing (Haro *et al.* 2000; Dekker 2003c; Tsukamoto *et al.* 2003), contamination (Belpaire *et al.*
205 2011, 2016), parasitism (Feunteun 2002; Kirk 2003) and blockage due to dams (Moriarty and

206 Dekker 1997; Kettle *et al.* 2011). These suspected causes match the above-mentioned components
207 of global change: oceanic modifications resulting from global warming, over-fishing corresponds to
208 over-harvesting of natural resources, the eel swimbladder parasite is an alien species, blockage due
209 to dams is an example of habitat loss due to land-use, and contamination is the direct result of the
210 increased pollutant load. The respective effects of anthropogenic pressures are difficult to
211 disentangle and probably acted synergistically in the declines of eel populations (Jacoby *et al.* 2015;
212 Miller *et al.* 2016). Here, we focus on the timelines of events and on the spatial dimension to show
213 how some anthropogenic pressures have had a greater impact on certain habitats (and consequently
214 eels in these habitats) than others. Finally, we discuss why the overall decline may be interpreted as
215 the result of the combined effect of the global change components and how the cumulative
216 pressures have had a more drastic impact, than 50 million years of evolution, by radically reducing
217 adaptive capacities of eels. Even though there are growing concerns about the situation of tropical
218 eels and many similarities with temperate eels (Jacoby *et al.* 2015), we restricted our analysis to
219 temperate eels of the genus *Anguilla* because they are in the worst situation according to IUCN
220 criteria, and are the three most commercially important species (Jacoby *et al.* 2015).

221

222 **Component 1 - Global warming and ocean modification: impacts on eel migrations**

223 **Effect on leptocephalus drift and survival**

224 The decline in eel populations is possibly linked to modifications of physical conditions in the
225 oceans (Castonguay *et al.* 1994b; Knights *et al.* 1996; Bonhommeau *et al.* 2008a; Miller *et al.* 2009,
226 2016). The synchronous declines of the three eel species may indicate the involvement of large-
227 scale drivers, such as changes in oceanic conditions that affect hatching and subsequent survival of
228 larvae (Castonguay *et al.* 1994b; Bonhommeau *et al.* 2008a). Global warming has had a measurable
229 impact on sea surface temperatures (Figure 5) and on different oceanic features (North Atlantic

230 Oscillation, El Niño Southern Oscillation and North Equatorial Current) influencing recruitment
231 success of temperate eels. Global warming has also had visible impacts on planktonic communities:
232 important shifts in the diversity, abundance and spatial distribution of planktonic species in the
233 Atlantic Ocean, where plankton is crucial for eel larval growth and survival (Beaugrand 2004;
234 Beaugrand *et al.* 2009; Goberville *et al.* 2014).

235 Indeed, there are correlations between glass eel recruitment and different oceanic indicators, such as
236 the North Oscillation Index (NAO) and sea surface temperatures (Table 1). Because most studies
237 computed statistical correlations, the underlying mechanisms are speculative. Three main
238 mechanisms have been proposed: a limitation in trophic conditions (Desaunay and Guerault 1997;
239 ICES 2001; Knights 2003; Kettle and Haines 2006; Friedland *et al.* 2007; Bonhommeau *et al.*
240 2008b, 2009; Munk *et al.* 2010), changes in oceanic currents modifying larval transport
241 (Castonguay *et al.* 1994b; ICES 2001; Knights 2003; Friedland *et al.* 2007; Zenimoto *et al.* 2009),
242 and/or spatial oscillations of a salinity front used by adult eels to detect the spawning grounds which
243 then lead to oscillations in the success of larval transport (Kimura *et al.* 2001; Kimura and
244 Tsukamoto 2006). In addition to statistical correlations, Lagrangian simulations of larval drift have
245 also been carried out to explore some mechanisms (Kettle and Haines 2006; Kim *et al.* 2007;
246 Bonhommeau *et al.* 2009, 2010; Zenimoto *et al.* 2009; Melià *et al.* 2013; Pacariz *et al.* 2014). These
247 simulations suggested that, while for European eel the correlation between NAO and recruitment
248 more likely reflects an indirect effect of trophic conditions in the Sargasso Sea (Bonhommeau *et al.*
249 2009; Pacariz *et al.* 2014), changes in oceanic currents directly affect Japanese eel larval drift (Kim
250 *et al.* 2007; Zenimoto *et al.* 2009).

251 Analysing simultaneously the declines of the three species, Bonhommeau *et al.* (2008a) highlighted
252 the synchrony between regime shifts in the Atlantic and Pacific sea surface temperature, primary
253 production and recruitment of the three species. They postulated that an increase in sea surface

254 temperature due to climate change, led to a higher stratification of the Sargasso Sea and
255 consequently to a lower primary production, which could translate into lower food availability for
256 the leptocephali. Recently, Miller *et al.* (2016) proposed a more precise mechanism: the regime shift
257 resulted in a lower abundance of diatoms and a higher abundance of cyanobacteria, which may have
258 resulted in a lower production of carbohydrates which are crucial for the production of “marine
259 snow”, the main food of eel larvae (Riemann *et al.* 2010).

260

261

262 **Effect on silver eel spawning migration**

263 Climate change can also affect the later stages of eel. Oceanic conditions and climate change can,
264 indirectly, influence river discharge (Arnell 1999; Milly *et al.* 2005) through modifications of
265 precipitation regimes (Kettle *et al.* 2011). The discharge regime is also modified by water extraction
266 for human use, agriculture and other industrial processes (Postel and Richter 2003; Verreault *et al.*
267 2012). River discharge and rainfall are important triggers (direct or indirect) of silver eel migration
268 (Boubée *et al.* 2001; Acou *et al.* 2008; Durif and Elie 2008; Bruijs and Durif 2009; Trancart *et al.*
269 2013; Reckordt *et al.* 2014; Drouineau *et al.* 2017). Higher river discharge increases migration
270 speed (Vøllestad *et al.* 1986; Tesch 2003). Reduced discharge delays migration and eels may even
271 be stopped until the following year if environmental conditions are not favourable (Durif *et al.*
272 2003; Drouineau *et al.* 2017). Finally, reduced discharge can lead to higher proportions of eels
273 going through turbines, since at low flow a higher proportion of water is guided through the
274 turbines, leading to higher mortalities (Jansen *et al.* 2007; Bau *et al.* 2013).

275

276 **Component 2 - Increased contamination load: contamination of eels and consequences on its**
277 **physiology**

278 Eels are vulnerable to contamination because of their high trophic level and high level of lipid
279 storage (Geeraerts and Belpaire 2009; Belpaire *et al.* 2011; ICES 2016). Contaminants that have
280 been found in eels include: organic contaminants (Hodson *et al.* 1994; Ohji *et al.* 2006; Bilau *et al.*
281 2007; Blanchet-Letrouvé *et al.* 2014; Kammann *et al.* 2014; Guhl *et al.* 2014); heavy metals (Yang
282 and Chen 1996; Maes *et al.* 2005; Pierron *et al.* 2008a,b; Nunes *et al.* 2014; Pannetier *et al.* 2016)
283 and pesticides (Hodson *et al.* 1994; Gimeno *et al.* 1995; Couillard *et al.* 1997; Byer *et al.* 2013;
284 Privitera *et al.* 2014).

285 Consequently, eels are sometimes used as bioindicators of contamination (Amiard-Triquet *et al.*
286 1987; Linde *et al.* 1996; Belpaire and Goemans 2007; McHugh *et al.* 2010). Contamination levels
287 are often above human consumption standards (Bilau *et al.* 2007; Geeraerts and Belpaire 2009;
288 Byer *et al.* 2013; ICES 2014, 2016) and have led to fishing prohibitions in various sites in European
289 countries (Germany, Belgium, Netherlands, France, Italy) (Belpaire *et al.* 2016).

290 These contaminants are widely found in freshwater fishes (Streit 1998) and their effects on fish
291 biology (Gilliers *et al.* 2006; Kerambrun *et al.* 2012; Fonseca *et al.* 2014) and the danger for human
292 consumption have been demonstrated (Schuhmacher *et al.* 1994; Järup 2003; Halldorsson *et al.*
293 2007). While metallic contaminants have a long history in countries with extraction activities,
294 organic contamination, pesticides, and nutrients loads are much more recent (Malmqvist and Rundle
295 2002; Morée *et al.* 2013). Many of them appeared in the second half of the XXth century in relation
296 to agriculture intensification, urbanisation and industrial activities. During this period, fertiliser
297 utilisation grew exponentially (Figure 6). PCBs and DDT production peaked around the 1960's
298 (Harrad *et al.* 1994; Van Metre *et al.* 1998), i.e. about 20 years before eels started to decline, and
299 concentrations remain high in river sediments explaining why levels are still high in eels (ICES

300 2016). Persistent Organic Pollutants (POPs) had a dramatic effect on lake trout (*Salvelinus*
301 *namaycush*) in Lake Ontario (Cook *et al.* 2003) and concentrations peaked in American eel in Lake
302 Ontario in the late 1960s, about 20 years before the American eel recruitment collapse (Byer *et al.*
303 2015). The increased nutrient load to water bodies has caused detrimental impacts on humans and
304 aquatic ecosystem health (Grizzetti *et al.* 2011, 2012) and continued to increase until the mid-90s
305 before declining in many rivers (Minaudo *et al.* 2015). Fertilisers are still used at a very high level
306 (Figure 6). Moreover, new contaminants are appearing in the water and in eels, such as
307 Perfluorooctanesulfonic acid (PFOS), textile dyes, musk compounds, perfluorinated substances,
308 organophosphorus flame retardants and plasticisers (ICES 2016).

309 There have been a few cases of direct eel mortalities due to contaminants (Dutil 1984; Dutil *et al.*
310 1987) but in the majority of cases the impact is at the sublethal level ranging from tissue damage,
311 stress, effects on osmoregulation, behaviour alteration, hormonal perturbation and genotoxic effects
312 (Couillard *et al.* 1997; Geeraerts and Belpaire 2009). Contaminants may also be transferred to the
313 offspring resulting in larval malformation (Robinet and Feunteun 2002; Byer *et al.* 2013; Rigaud *et*
314 *al.* 2016; Foekema *et al.* 2016). As a fatty fish, eels are particularly sensitive to contamination. Most
315 contaminants are highly concentrated in the lipid stores (Robinet and Feunteun 2002) and affect
316 lipid metabolism (Fernández Vega *et al.* 1999; Corsi *et al.* 2005; Pierron *et al.* 2007). This is
317 especially critical at the silver eel stage when lipid levels are highest (over 13%) to achieve their
318 transoceanic migration to the spawning grounds (van Ginneken and van den Thillart 2000; Van Den
319 Thillart *et al.* 2004, 2007; Belpaire *et al.* 2009). For female eels, 67% of their fat store is spent on
320 the spawning migration and oocyte maturation (Palstra and van den Thillart 2010). As lipids are
321 mobilised during spawning migration, contaminants are more likely to be released into the blood at
322 high concentrations, thus negatively affecting gonad maturation and oocyte production, as they do
323 in other fish species (Pierron *et al.* 2014; Baillon *et al.* 2015; ICES 2016), and also impairing
324 migration success (Robinet and Feunteun 2002; Pierron *et al.* 2008a; Geeraerts and Belpaire 2009).

325 As a summary, contaminants can act as a classical stressor during the continental stage of eel, but
326 then have the potential to dramatically impair maturation and migration success, i.e. the whole
327 reproduction success.

328

329 **Component 3 - Fragmentation and habitat loss: fragmentation by weirs and dams and** 330 **consequences on upstream and downstream migration**

331 **Movements, habitats and fragmentation**

332 Movement is a key feature of living organisms to find food, mates and avoid predation (Nathan *et*
333 *al.* 2008). Several types of movements can be distinguished. The first type, called “station-keeping”
334 (Dingle 1996) takes place within the home range of the animal and corresponds to simple
335 movements for foraging and predation avoidance. The two other types of movement, ranging and
336 migration, occur outside the home range (Dingle and Drake 2007). Ranging is dedicated to the
337 search of a specific resource (mate, food, etc.) and stops when the resource is found (Jeltsch *et al.*
338 2013). Migration is generally triggered by physiological and environmental cues and not by the
339 search for a specific resource such as food or mates. It affects most individuals in the population,
340 occurs over a long timescale, requires orientation, and suggests a return journey (Dingle 1996;
341 Dingle and Drake 2007).

342 Diadromous fish, such as eels undergo two long migrations (Tesch 2003): the first migration, from
343 the spawning grounds to their growth habitat, includes a phase of active upstream migration in river
344 catchments during the early years of their continental life-stage (Castonguay *et al.* 1994a; Imbert *et*
345 *al.* 2010; Fukuda *et al.* 2016). During the second migration, eels return to the oceanic spawning
346 grounds from their growth habitats in rivers or coastal waters. Eels may also move between
347 different habitats during their continental stage (Daverat *et al.* 2005; Kaifu *et al.* 2010; Arai and

348 Chino 2012; Yokouchi *et al.* 2012; Béguyer-Pon *et al.* 2015a), movements which correspond to
349 station keeping and ranging.

350 The construction of dams accelerated worldwide during the 1950/60s (Dynesius and Nilsson 1994;
351 Postel and Richter 2003; MacGregor *et al.* 2009) (Figure 7), about 20 years before the eel
352 population declined. This massive construction of dams has restrained eel movements and available
353 habitats. The construction of hydropower dams during the XXth century in the St. Lawrence
354 catchment caused a 40% habitat loss for the North American eel in this basin (Verreault *et al.* 2004).
355 The situation is similar or worse in the United States (Busch *et al.* 1998), especially since most
356 dams lack fishways (MacGregor *et al.* 2009). In Europe, 50-90% of habitats were lost by the end of
357 XXth century (Feunteun 2002). For the Japanese eel, approximately 75% of effective habitats were
358 lost between 1970 and 2010 in Japan, Korea, Taiwan and China, with a maximum in China (>80%)
359 and Taiwan (~50%) (Chen *et al.* 2014).

360 Intensive dam constructions in Spain, Morocco and Portugal, have had drastic consequences on
361 European eel distribution (Nicola *et al.* 1996; Lobon-Cervia 1999; Clavero and Hermoso 2015),
362 possibly affecting the sex ratio since this area yields mainly male eels and is closest to the spawning
363 area (Kettle *et al.* 2011).

364 Dams and weirs are not the only factors affecting eel habitats: rivers provide multiple goods and
365 services to society (Postel and Richter 2003; Wolanski *et al.* 2011; Elliott and Whitfield 2011) that
366 have led to river channelization, hydro-morphological modifications, drying out of lateral wetland,
367 wetland drainage, water extraction, modification of land use in the floodplain that can lead to higher
368 erosion and sedimentation (Elliott and Hemingway 2002; Postel and Richter 2003; Basset *et al.*
369 2013). As an example, typical eel habitats, such as estuarine marshes and intertidal zones have been
370 lost because of flood protection walls, agriculture activities and navigation (Gros and Prouzet
371 2014). In Japan, catch reduction rates in several rivers and lakes were positively correlated with the

372 rate of revetment along rivers and around lakes (Itakura *et al.* 2015b), also the condition factor of
373 eels and prey diversity were significantly lower in these modified habitats (Itakura *et al.* 2015a).

374

375 **Blockage during upstream migrations**

376 During their first year in continental waters, eels display an active migratory behaviour and then
377 shift to a resident behaviour (Imbert *et al.* 2010; Benchetrit *et al.* 2017). Resident behaviour does
378 not exclude habitat shifts (Daverat and Tomás 2006) though these types of movement correspond
379 more to ranging than strict migration (Dingle and Drake 2007). Upstream migration has a cost and
380 its evolutionary benefit is still unclear since eels can settle in a wide range of habitats (Tsukamoto *et*
381 *al.* 1998; Daverat *et al.* 2006; Yokouchi *et al.* 2012; Marohn *et al.* 2013). Glass eels with high
382 feeding rate and fast weight gain have a higher propensity to migrate (Bureau du Colombier *et al.*
383 2008). These glass eels also display a more gregarious and less aggressive behaviour (Geffroy and
384 Bardonnet 2012). Habitat selection could be a trade-off between growth (generally higher in
385 downstream habitats), survival (generally higher in upstream habitats), competition avoidance
386 (higher competition in downstream habitats) and energetic cost of migration (Mateo *et al.* 2017a;
387 Edeline 2007; Drouineau *et al.* 2014). Habitat selection is also partly related to genetic or epigenetic
388 polymorphism (Gagnaire *et al.* 2012; Côté *et al.* 2014; Pavey *et al.* 2015; Podgorniak *et al.* 2015b;
389 Mateo *et al.* 2017a). In such a scheme, habitat selection would be the result of a fitness optimisation
390 process in which fitness in a habitat would depend on habitat characteristics, competition in the
391 habitat, but also individual variability of growth rates due to the existence of genetically distinct
392 clusters of individuals (Côté *et al.* 2015; Mateo *et al.* 2017a).

393 Given this plasticity in habitat use, the consequences of obstacles on upstream migrations are
394 difficult to assess. Methods have been proposed to assess the passability of obstacles (Briand *et al.*
395 2005; Drouineau *et al.* 2015; Tremblay *et al.* 2016). Densities of eels are higher downstream of

396 obstacles. This leads to (i) increased competition between individuals, which can subsequently
397 result in lower survival (Vøllestad and Jonsson 1988; Bevacqua *et al.* 2011), (ii) increased
398 susceptibility to predation (Drouineau *et al.* 2015; Larinier 2001; Garcia De Leaniz 2008; Agostinho
399 *et al.* 2012), and overfishing (Dekker 2003c; Briand *et al.* 2005) and, (iii) possible modification to
400 the sex ratio, since sex determination is density-dependent (Poole *et al.* 1990; De Leo and Gatto
401 1996; Roncarati *et al.* 1997; Tesch 2003; Davey and Jellyman 2005).

402 Finally, obstacles to upstream migration can act as a permanent selection pressure (Podgorniak *et*
403 *al.* 2015a,b; Mateo *et al.* 2017b). Côté *et al.* (2014) demonstrated the existence of two clusters of
404 individual eels with differing genetic basis: a cluster of slow growers and a cluster of fast growers,
405 while Pavey *et al.* (2015) demonstrated the existence of genetically distinct ecotypes, with different
406 growth rates and different sex ratios. By impairing migration within catchments, obstacles can
407 decrease the fitness of some types of individuals; those individuals who genetically belong to the
408 “freshwater habitat” may not be able to reach suitable habitats, or will suffer damage during their
409 downstream migration (Mateo *et al.* 2017b).

410

411 **Impaired downstream migrations**

412 Most studies dealing with downstream migration have focused on mortality due to passage through
413 hydropower turbines (Coutant and Whitney 2000; Gosset *et al.* 2005; Boubée and Williams 2006;
414 Winter *et al.* 2006; Carr and Whoriskey 2008; Calles *et al.* 2010; Pedersen *et al.* 2012). Several
415 factors influence the mortality induced by hydropower plants:

- 416 • Turbine characteristics: The mortality due to strikes by Kaplan turbines are generally greater
417 than 15% and sometimes as high as 100% depending on fish length, wheel diameter,
418 nominal discharge flow and speed of rotation (Gomes and Larinier 2008). For Francis
419 turbines, Calles *et al.* (2010) estimated a mortality rate of 60% at a Swedish site while a

420 mortality rate of about 16% was found at an American site (Richkus and Dixon 2003). Even
421 if they survive passage through the turbines, eels can be wounded and have a reduced
422 chance of reaching the spawning area.

423 • Site configuration can greatly influence the probability that a fish will pass through or by-
424 pass the turbines. Since silver eels follow the main flow (Jansen *et al.* 2007), the orientation
425 of the water intake with respect to the main channel influences the probability of turbine
426 passage (Bau *et al.* 2013). Different types of barriers have been proposed to divert eels from
427 turbine passage, such as fish-friendly trashracks (Raynal *et al.* 2013, 2014), flow field
428 manipulation (Piper *et al.* 2015), light (Patrick *et al.* 1982; Hadderingh *et al.* 1992) and
429 infrasound barriers (Sand *et al.* 2000, 2001). The installation of bypasses is also a mitigation
430 measure to prevent passages through turbines (Durif *et al.* 2003; Gosset *et al.* 2005; Haro *et*
431 *al.* 2016).

432 • Environmental conditions: In a period of low discharge, when the flow through the turbine
433 is high compared to the flow over weir, more eels will pass through the turbines than at high
434 discharge, when the turbine flow is small compared to the weir flow.

435 • Obstacle location within the catchment: since eels are not uniformly distributed within a
436 river catchment (Ibbotson *et al.* 2002), the number of eels impacted by a given facility
437 depends on the number of eels that settle upstream the facility. Therefore, it is necessary to
438 estimate the distribution of fish within catchments to assess the effect of hydropower plants
439 at the catchment scale. In the SEAHOPE model, the total mortality induced by hydropower
440 plants in a given catchment was estimated by coupling a model that predicts the proportion
441 of fish killed when passing each individual plant with a model that predicts the spatial
442 distribution of eels within the catchment (Jouanin *et al.* 2012).

443 However, direct mortality is not the only impact obstacles can have on downstream migrants. First,
444 sub-lethal injuries can occur during obstacle passages because of impingements on hard structures

445 (even in the absence of turbines), which can then impair spawning migration success (Brujjs and
446 Durif 2009). Predation during downstream passage has also been recorded for many fish species
447 (Williams *et al.* 2001; Muir *et al.* 2006; Garcia De Leaniz 2008). Moreover, increased energy costs
448 induced by obstacle passage may have a delayed impact on migration success and fecundity: silver
449 eels stop feeding during the spawning migration and their lipid stores are crucial to achieve the
450 oceanic migration and produce oocytes (van Ginneken and van den Thillart 2000). Delays induced
451 by obstacles can impair escapement, especially when the environmental migration suitability
452 window is limited (Verbiest *et al.* 2012; Drouineau *et al.* 2017). Finally, similarly to obstacles to
453 upstream migration, obstacles to downstream migration affect specific types of individual:
454 individuals that settle upstream of the obstacle (i.e. individuals that settle in upstream habitats and
455 individuals that were able to pass the obstacle), as such, obstacles may have the potential to exert a
456 selection pressure on the population (Mateo *et al.* 2017b).

457

458 **Component 4 - Alien species: effects of alien parasitoid *Anguillicola crassus***

459 Though competition is possible with some alien species such as the European catfish (Bevacqua *et*
460 *al.* 2011), or even with introduced American (Han *et al.* 2002) and European eels in East Asia
461 (Aoyama *et al.* 2000), *Anguillicola crassus* is the alien species that has the most documented and
462 widespread impact on eels, at least for European and American eels. *Anguillicola crassus* is a
463 natural parasite of Japanese eel which was introduced into Europe in the mid 70's, early 80's,
464 probably through the aquaculture trade (Koops and Hartmann 1989). It is now widespread in
465 Europe (Kennedy and Fitch 1990; Evans and Matthews 1999; Lefebvre *et al.* 2002; Kirk 2003;
466 Norton *et al.* 2005; Neto *et al.* 2010; Becerra-Jurado *et al.* 2014), and Northern Africa (Koops and
467 Hartmann 1989; El Hilali *et al.* 1996; Maamouri *et al.* 1999; Hizem Habbechi *et al.* 2012; Dhaouadi
468 *et al.* 2014). Systematic monitoring of eel diseases is still limited to a few countries, impairing our

469 ability to assess the overall prevalence (ICES 2015). However, many studies have reported a
470 significant prevalence at sites in both North America and Europe (Aieta and Oliveira 2009; Denny
471 *et al.* 2013; Becerra-Jurado *et al.* 2014) and an analysis of the European Eel Quality Database
472 confirmed the prevalence of the infection in Europe (Belpaire *et al.* 2011).

473 The invasion in North America started for the same reason, a few years after its introduction into
474 Europe. The first record occurred in the second half of the 90's in Texas (Fries *et al.* 1996) and then
475 in Chesapeake Bay and the Hudson River (Barse and Secor 1999). The invasion then quickly spread
476 in the United States and in Canada (Machut and Limburg 2008; Aieta and Oliveira 2009; Rockwell
477 *et al.* 2009; Denny *et al.* 2013; Hein *et al.* 2014). Though transmission is possible in brackish waters
478 (Reimer *et al.* 1994; Kirk *et al.* 2000a,b; Lefebvre *et al.* 2002), the level of infection is lower than in
479 freshwater (Kirk *et al.* 2000a,b; Kirk 2003).

480 This swimbladder parasite has multiple impacts on its host. The parasite causes inflammation of the
481 swimbladder leading to multiple bacterial infections, stress and loss of appetite (Kirk 2003;
482 Lefebvre *et al.* 2013). However, the most serious damage is on the swimbladder itself. The infection
483 may alter the gas composition of the swimbladder, block the pneumatic duct, impairing the organ's
484 function (Kirk *et al.* 2000b; Lefebvre *et al.* 2013) leading to necrosis in the most extreme cases
485 (Molnár *et al.* 1994; Würtz and Taraschewski 2000). The alteration of the swimbladder has a direct
486 impact on swimming capacity (Sprengel *et al.* 1991; Székely *et al.* 2009). It may imperil the
487 transoceanic spawning migration (Palstra *et al.* 2007; Clevestam *et al.* 2011), especially because
488 migrant eels display important diurnal vertical migrations (Chow *et al.* 2015; Béguer-Pon *et al.*
489 2015b; Righton *et al.* 2016) that require buoyancy control. This higher energetic cost of migration,
490 due to a malfunctioning swimbladder, will affect individuals which may already have reduced lipid
491 storage available, due to the infection (Marohn *et al.* 2013).

492

493 **Component 5 - Exploitation of natural resources: an intensive exploitation of eels at all their**
494 **stages**

495 Eels are targeted by recreational and commercial fisheries at all continental life stages (glass eels,
496 yellow eels and silver eels) with a great variety of active and passive gears (Haro *et al.* 2000; Tesch
497 2003). Yellow and silver eels have been exploited for a long time as attested by representations of
498 eels in prehistoric pictographs (Citerne 1998, 2004). Eel was an important food resource for Native
499 Americans (MacGregor *et al.* 2009) and is a traditional food in Japan and East Asia (Tatsukawa
500 2003). The first official record of European eel fisheries dates back to 1086 (Dekker and Beaulaton
501 2016). In contrast to the situation for many commercial species, the culture of eel is not a closed
502 system in that it is still dependent on wild caught glass eels. Artificial reproduction and rearing of
503 glass eels has only been achieved for the Japanese eel (Tanaka *et al.* 2001, 2003; Kagawa *et al.*
504 2005) although these operations are still not commercially viable (Okamura *et al.* 2014). Artificial
505 reproduction has been achieved in European (Palstra and Thillart 2009) and American eels (Oliveira
506 and Hable 2010) but not rearing of glass eels.

507 The main shift in the traditional artisanal eel fisheries occurred as a result of the demand from on-
508 growing aquaculture (Moriarty and Dekker 1997; Haro *et al.* 2000). According to FAO statistics, eel
509 farming is now responsible for 90% of total eel production (versus wild-caught eels) and Japan is
510 thought to consume 70% of total freshwater eel production (Shiraishi and Crook 2015). While eel
511 aquaculture started in the late XIXth century and early XXth century in eastern Asia, it turned into a
512 stable industry after World War II (Ringuet *et al.* 2002). The high value of eel in Eastern Asia food
513 markets led to the development of highly competitive aquaculture farms (Liao 2001; Lee *et al.*
514 2003). The development of intensive farming explains why despite the decline in the wild
515 population, the production of *Anguilla spp.* increased nearly 20-fold between 1950 and 2007 (Crook
516 and Nakamura 2013). Since these farms depend on wild-caught animals, the demand for glass eel

517 increased considerably and prices climbed to very high levels, completely transforming the industry.
518 The shortage of Japanese glass eels since the early 1970s lead aquaculture farms to import
519 European and American glass eels (Moriarty and Dekker 1997; Haro *et al.* 2000; Ringuet *et al.*
520 2002; Lee *et al.* 2003), leading to an increase in fishing effort in Europe and a peak in landings in
521 1976 (Briand *et al.* 2008) and to the development of a large fishery targeting glass eels from North
522 America (Meister and Flagg 1997). After a period of less favourable market conditions, the prices
523 soared again during the early 1990s (Briand *et al.* 2008). A threefold increase in prices of European
524 glass eel was observed between 1993 and 1997 (Ringuet *et al.* 2002), resulting in a “gold rush” for
525 entry into the North-American fishery (Haro *et al.* 2000). Because of these incredibly high prices,
526 eel became the most valuable species landed in France in the early 2000s (Castelnaud 2000) and
527 Europe exported half of its production to Asia in the mid-2000s (Briand *et al.* 2008). The increase in
528 fishing effort led to very high exploitation rates in certain French and Spanish catchments (Prouzet
529 2002; Briand *et al.* 2005; Aranburu *et al.* 2016) since Spain and France recruit the highest
530 proportion of European eel (Dekker 2000a). Similarly, high exploitation rates were observed in
531 catchments on Canadian Atlantic seaboard (Jessop 2000; 2000) or in Taiwan (Tzeng 1984). In
532 France, about 25% of the arriving glass eels were harvested by commercial fisheries, and this
533 estimate did not include the catch from illegal fisheries (Figure 8 - (Drouineau *et al.* 2016a)). In
534 Japan, these proportions rose from about 25% in the early 1950s to approximately 40% in the 1980s
535 (Tanaka 2014). The Eel European Regulation has limited the fishing effort and required that 60% of
536 caught eels be dedicated for restocking. Moreover, European eel exports have been restricted after
537 its inclusion on Appendix II of the Convention on Trade of Endangered Species in 2009 and a ban
538 of all imports and exports from and to the European Union implemented in 2010 (Nijman 2010). In
539 Japan, glass eel fisheries are forbidden and a special licence is required to capture seed for
540 aquaculture and research. Specific permission is now required for aquaculture, and restrictions have

541 also been implemented in China and Taiwan. In 2014, China, Japan, the Republic of Korea and
542 Taiwan agreed to restrict “initial input” into farms of glass eel of *A. japonica*.

543 The catch of silver eels has decreased throughout the world (Dekker 2003a; Tatsukawa 2003;
544 Tsukamoto *et al.* 2009; Cairns *et al.* 2014) because of a reduction in abundance of the stock and
545 because of a decrease in fishing effort, accelerated by recent management measures. Silver eel
546 fisheries have for example completely disappeared in Taiwan (Tzeng 2016) and are restricted in 11
547 prefectures in Japan (Jacoby and Gollock 2014b). In Europe, the decline in the silver eel catches has
548 preceded the decline in recruitment (Dekker 2003a). Silver eel fisheries used to predominate at the
549 northern edge of their distribution area and in the western Mediterranean (Dekker 2003b,c; Amilhat
550 *et al.* 2008; Aalto *et al.* 2016) and in some catchments exploitation rates can still be high. Regarding
551 the American eel, silver eel landings used to be dominated by catches in the Saint-Lawrence River
552 (Castonguay *et al.* 1994a), but they have also severely declined and a large-scale licence buyout in
553 Quebec has recently accelerated this trend (Cairns *et al.* 2014).

554

555 **When forty years of global change has had a greater impact than the ice ages or continental**
556 **drift**

557 The genus *Anguilla* appeared more than 50 million years ago during the Eocene (Tsukamoto and
558 Aoyama 1998). *A. japonica* is thought to have appeared about 15 million years ago (Lin *et al.* 2001)
559 and *A. rostrata* and *A. anguilla* separated about 3 million years ago during the emergence of the isle
560 of Panama (Jacobsen *et al.* 2014). Those species have survived enormous changes: a succession of
561 ice ages (the last ice age maximum occurred approximately 22,000 years ago) and continental drift
562 that has progressively increased the distance between the spawning grounds and growth habitats
563 (Knights 2003). This demonstrates their evolutionary robustness (Knights 2003) and remarkable
564 adaptive capacity (Mateo *et al.* 2017a) based on adaptive phenotypic plasticity (Daverat *et al.* 2006;

565 Côté *et al.* 2014; Drouineau *et al.* 2014) and genetic polymorphism (Gagnaire *et al.* 2012; Pujolar *et*
566 *al.* 2014; Ulrik *et al.* 2014; Pavey *et al.* 2015). Despite millions of years of adaptation, these three
567 eel species have undergone a dramatic decline in only a few decades.

568 Identifying the main drivers of the eel decline is still in debate. The main arguments to support the
569 importance of specific stressors are based on the synchrony between the time of the collapse in eel
570 and the stressor. However, many factors impair our ability to disentangle their respective effects.
571 First, the simultaneous decline of the three species strongly suggests the influence of large-scale
572 factors and therefore of a possible oceanic influence. However, other stressors display very similar
573 increasing trends at the global scale before the beginning of the decline (Figures 4, 6, 7). Moreover,
574 the beginning of the eel decline is very difficult to identify because of the complex life cycles of the
575 species (Figure 2) and their long life expectancy (up to 30 years). It would be interesting to compare
576 with tropical species that also show signs of decline but comparative data with Southern hemisphere
577 tropical species are scarce (Jacoby *et al.* 2015, Jellyman 2016). Secondly, robust quantitative
578 historical data on eel and the anthropogenic pressures are lacking for this period. Third, where these
579 data do exist they mainly come from specific river catchments and it is not possible to extrapolate
580 these data to the whole distribution area because the anthropogenic pressure do not have the same
581 effect everywhere and eels display a great diversity in life history traits. Each stressor probably
582 played a role in the collapse and the combination of stressors in the second half of the XXth century
583 probably had a cumulative effect that heightened the overall effect of the individual stressors
584 (Jacoby *et al.* 2015; Miller *et al.* 2016). The decline occurred about 30 years after the Second World
585 War, i.e. approximately 1-3 eel generations. This period corresponds to a period of high economic
586 development “Les Trentes Glorieuses”, in which agricultural production process, industrial process
587 and energy consumption quickly increased. This can be seen through the acceleration of many
588 indicators since the 1950s / 1960s listed in the study of Steffen *et al.* (2005), for example world
589 population, Gross Domestic Product (increased by a factor of 15 since 1950), world petroleum

590 consumption which has increased by 3.5x since 1960, motor vehicles by a factor of 16 since the
591 early 50s and increased water use for human consumption and agriculture (Figure 9). This
592 acceleration of human activity and consumption has been referred to as the “Great Acceleration”
593 (Steffen *et al.* 2005, 2015), and occurred about 20 years before the first signs of the decline in eel
594 populations, i.e. 1-2 eel generations. As mentioned earlier, river, estuaries and ecosystems have
595 suffered intense modifications over this period (Elliott and Hemingway 2002; Postel and Richter
596 2003; Basset *et al.* 2013, Postel and Richter 2003; Wolanski *et al.* 2011; Elliott and Whitfield 2011).
597 Eel populations are likely affected by global change as a whole, rather than by one specific
598 anthropogenic pressure, explaining why Castonguay *et al.* (1994a) could not identify a primary
599 cause for the decline of the American eel.

600

601 **The resilience of eels severely impaired by global change**

602 Several factors contribute to the resilience of eel populations. First, the presence of a brackish /
603 marine contingent (which skip the freshwater phase) can buffer the pressures specific to the
604 catadromous contingent such as dams, contamination, fishing or the parasite (ICES 2009).
605 Additionally, their very large diet spectrum (Sinha and Jones 1967; Tesch 2003), their resistance to
606 fluctuations in temperature, salinity, oxygen, food availability and temporary emersion (Brusle
607 1991; Tesch 2003) allow them to grow in a very large range of habitats. This plasticity in growth
608 habitat can generate a “storage effect” and a “portfolio effect” that mitigate against environmental
609 variability (ICES 2009). In a complex life cycle, a storage effect corresponds to a situation where a
610 specific stage of long duration and of limited sensitivity to environmental conditions, buffers the
611 effects of environmental conditions on other stages. For eels, the long duration of the continental
612 growth phase and its variability across habitats with generational overlaps allows the species to
613 buffer the faster cyclic variations of oceanic conditions affecting recruitment (even in a single

614 cohort, some individuals are likely to face unfavourable oceanic conditions while others will face
615 more favourable oceanic conditions during their spawning migration, reproduction and larval drift
616 of their offspring) (Secor 2015a). A portfolio effect corresponds to the expression “don’t put all your
617 eggs in the same basket”. For eels, their large adaptive capacity allows them to settle in a wide
618 range of habitats, smoothing out environmental fluctuations in each habitat: if one habitat is
619 temporarily unsuitable, it is compensated by other habitats that remain suitable (Secor 2015a). More
620 generally, the large diversity of tactics during the continental phase and presumably during the
621 spawning migration may correspond to remarkable bet-hedging well suited to address
622 environmental variability (Daverat et al. 2006; Righton et al. 2016). The environmental sex
623 determination may also be a compensatory mechanism: the higher production of females in a
624 context of depleted population may mitigate the reduction in eggs production that would resulted
625 from the decline in silver eel abundance (Geffroy and Bardonnnet 2015; Mateo et al. 2017b),
626 especially since eels have a high fecundity.

627 Then, how might have global change led to such a fast collapse despite eel adaptive capacities and
628 those compensatory mechanisms? Eels are panmictic and thus have long been considered
629 genetically homogeneous, however, recently a genetic polymorphism in eel populations was found
630 to be correlated with environmental gradients (Gagnaire *et al.* 2012; Côté *et al.* 2014; Pujolar *et al.*
631 2014; Ulrik *et al.* 2014; Pavey *et al.* 2015). These correlations are thought to result from spatially
632 variable selection (some individuals are genetically more adapted than others to survive in some
633 habitats) or of genetically based habitat selection (some types of individuals tend to settle
634 preferentially in some habitats to maximise their fitness). The existence of genetically distinct types
635 of individuals which are more or less adapted to the different types of habitats available within their
636 distribution area (northern vs southern habitats, marine vs brackish vs freshwater habitats), i.e.
637 ecotypes (Pavey *et al.* 2015), combined with a large phenotypic plasticity are assumed to play the
638 main role in eel adaptive capacity, enabling the species to address the wide environmental

639 heterogeneity at both the distribution and catchment scale (Drouineau *et al.* 2014; Mateo *et al.*
640 2017a). In such a scheme, individuals are able to grow and survive in a wide range of habitats
641 thanks to phenotypic plasticity but some individuals are more adapted to some habitats than others
642 (ecotypes), and all individuals reproduce together (panmixia) ensuring that ecotypes are reshuffled
643 in each generation. The synergy of phenotypic plasticity and genetic polymorphism could explain
644 how a panmictic population can survive in such a wide and varied distribution area and be the basis
645 for the adaptive capacities of eels.

646 In this review, we have highlighted that not all pressures affect all habitats and individuals evenly.
647 Indeed, obstacles affect mostly individuals that settle preferentially in upstream habitats and habitat
648 loss mainly affects males located in the south-western part of the range of the European eel.
649 *Anguillicola crassus* has a greater impact on individuals that settle in freshwater habitats as opposed
650 to estuarine or marine (Kirk 2003). Finally, fisheries are not uniformly distributed, with European
651 silver eel fisheries mainly occurring at the edge of the distribution area, especially the northern
652 edge, though fisheries are also important along the Mediterranean coast (Castonguay *et al.* 1994a;
653 Moriarty and Dekker 1997; Dekker 2003b,c), and glass eel fisheries in the core (Dekker 2003c). By
654 affecting different habitats, anthropogenic pressures affect life history traits and ecotypes in
655 different ways (Figure 10). Climate change and glass eel fisheries probably affect all ecotypes:
656 climate change affects recruitment success. Glass eel fisheries, though not evenly distributed in the
657 distribution area, generally operate downstream of river catchments and consequently harvest
658 evenly all incoming glass eels. On the other hand, all the other anthropogenic pressures tend to
659 affect ecotypes corresponding to more upstream habitats. As such, these anthropogenic pressures
660 reduce the fitness of those individuals and can become an important selective pressure (Mateo *et al.*
661 2017). For example, half the American silver eels migrating down the St. Lawrence River, one of
662 the most productive areas for American eel (Casselman 2003), have been killed by hydropower
663 dams and fisheries (Verreault and Dumont 2003). Such selection pressure over 30 years or more

664 (one to two eel generations) may have reduced the prevalence of individuals adapted to such types
665 of habitats (northernmost area, longest migration from spawning grounds) in the panmictic eel
666 population and explain why recruitment to the St. Lawrence River has been so much more reduced
667 than elsewhere in their distribution range. Reducing this genetic polymorphism as a result of
668 anthropogenic-induced selection may irrevocably alter the species capacity to adapt and modify its
669 sex ratio.

670 Additionally, by decreasing the diversity of ecotypes and consequently, decreasing the capacity of
671 eels to live in a wide range of habitats, anthropogenic pressures may have reduced the portfolio and
672 storage effects which, as we said before, are crucial to address environmental variability and to
673 improve resilience. In view of this, diversity is crucial for temperate eels (Secor 2015b) and
674 management should preserve this diversity to ensure population resilience. Moreover, it is crucial to
675 improve our knowledge of the mechanisms involved in eel adaptation and of the effects of
676 anthropogenic pressures on their capacity to adapt to the global change. A recent analysis outlines
677 that even pressures that do not kill any eels can have impacts on eel populations by penalising some
678 ecotypes more than others (Mateo *et al.* 2017b).

679

680 **Other implications for eel management and research**

681 The eel decline due to global change has several implications for management. First, global causes
682 means global solutions are warranted. By global solutions, we do not mean that there should be a
683 unique set of management measures across all distribution areas, but rather coordinated
684 international management acting on each source of anthropogenic pressure. This was proposed in
685 the Quebec declaration of concern (Dekker *et al.* 2003; Dekker and Casselman 2014) that called for
686 immediate action and coordination at all scales. Though some progress has been made since the first
687 declaration, there is clear need to improve management coordination among regional, national and

688 international authorities. Dekker (2016) pointed out the difficulties in the implementation of the Eel
689 Management Plan in Europe. International coordination has not yet started for the American eel
690 (MacGregor *et al.* 2008, 2009; Jacoby *et al.* 2014; Castonguay and Durif 2016). The East Asia Eel
691 Resource Consortium does not yet have any official support (Jacoby and Gollock 2014b), and the
692 first attempt at international coordination took place in 2014 between South Korea, China, Taiwan
693 and Japan with an agreement on the amount of glass eel that can be used for aquaculture.

694 Second, though it is difficult to disentangle the relative effects of various anthropogenic pressures
695 implicated in the decline, it is important to develop tools and methods to monitor and quantify their
696 effects in the future. Eels grow in very small and almost independent units corresponding to river
697 catchments (Dekker 2000b) with specific anthropogenic pressures, within which eels have different
698 life history traits. Consequently, it is difficult to assess the stock and extrapolate the overall effect of
699 anthropogenic pressure at the population scale, from observations collected at the river catchment
700 scale (Dekker 2000a). However, the improvement in data quality and the recent development of a
701 generic model that can be used at a larger geographic scale is a first step. For example, the GEREM
702 model provides estimates of glass eel recruitment that can be used to assess glass eel fishery
703 exploitation rates (Drouineau *et al.* 2016a; Bornarel *et al.* 2018). The models EDA (Briand *et al.*
704 2015) or SMEP (Aprahamian *et al.* 2007) can be used to assess the abundance of yellow eels in
705 river catchments. These can then be coupled with other models to assess spawner escapement and
706 the effect of different anthropogenic pressures such as hydropower production or fisheries (Jouanin
707 *et al.* 2012). Stock assessment models have also been proposed to support management (Dekker
708 2000a; Bevacqua and De Leo 2006; Oeberst and Fladung 2012; Bevacqua *et al.* 2015). However,
709 few tools are currently available to assess the impact of contaminants on eel populations. Similarly,
710 there is a lack of tools to quantify the effect of lost habitats on population dynamics, though some
711 methodologies are available which can quantify the amount of habitat lost due to fragmentation.
712 Though it is not possible to quantify the historical effects of anthropogenic pressures, quantifying

713 and predicting pressures in the future would provide valuable information to prioritise management
714 actions. Quantification is even more important since (1) it is not possible to mitigate some of the
715 pressures affecting eels (parasitism, climate change) so it is necessary to compensate their effects
716 with mitigation measures on the other pressures (fishery, fragmentation, contamination), (2)
717 management practices cannot mitigate anthropogenic pressures at similar temporal scales: reduction
718 in fishing efforts are recent but are thought to operate quickly, whereas effort to mitigate
719 contamination or fragmentation are older but are much more complex and longer to implement.

720 Of course, temperate eels are not the only species endangered by global change and most
721 diadromous fishes have undergone severe declines (McDowall 1999; Limburg and Waldman 2009;
722 Mota *et al.* 2015). The effects of fragmentation (Larinier 2001; Limburg and Waldman 2009;
723 Haxton and Cano 2016), global warming (Friedland 1998; Friedland *et al.* 2000; Lassalle *et al.*
724 2008, 2009; Jonsson and Jonsson 2009; Elliott and Elliott 2010; Rougier *et al.* 2014), fisheries and
725 pollution (McDowall 1999; Limburg and Waldman 2009) have been documented for most of these
726 species. More generally, most migratory animals regardless of taxa have undergone similar declines
727 (Sanderson *et al.* 2006; Berger *et al.* 2008; Wilcove and Wikelski 2008) raising the question of
728 sustainability of migratory tactics in the face of global change. In this context, why should eels be
729 considered as a symbol of the effect of global change? Because the original life cycle of eels make
730 them vulnerable to all five components of global change, and the cumulated impacts of those five
731 components has outpaced the adaptive capacities of these species acquired through million years of
732 evolution. The rate of change during the Great Acceleration in the second half of the XXth century,
733 was too fast for the adaptive capacity of the eel, especially since the five components of global
734 change acted simultaneously. It explains how a species that was considered a vermin species in
735 French salmonid rivers until the 1980s has become critically endangered in only 25 years, after
736 millions of years of existence.

737

738 **Acknowledgements**

739 The total number of eels passing Moses-Saunders Hydroelectric Dam are monitored and reported
740 by Ontario Power Generation and the New York Power Authority since 2006 and were provided by
741 Alastair Mathers. Hilaire Drouineau and Kazuki Yokouchi were partially supported by the fund for
742 international exchange and collaboration of the Japan Fisheries Research and Education Agency.
743 We thank Miran Aprahamian for his help and the improvements he made to the manuscript. We also
744 would like to thank the editor and two anonymous referees for their suggestions and comments.

745

746 **References**

- 747 Aalto, E., Capoccioni, F., Mas, J.T., Schiavina, M., Leone, C., Leo, G.D. and Ciccotti, E. (2016)
748 Quantifying 60 years of declining European eel (*Anguilla anguilla* L., 1758) fishery yields
749 in Mediterranean coastal lagoons. *ICES Journal of Marine Science: Journal du Conseil* **73**,
750 101–110. doi:10.1093/icesjms/fsv084.
- 751 Acou, A., Laffaille, P., Legault, A. and Feunteun, E. (2008) Migration pattern of silver eel (*Anguilla*
752 *anguilla*, L.) in an obstructed river system. *Ecology of Freshwater Fish* **17**, 432–442. doi:
753 10.1111/j.1600-0633.2008.00295.x.
- 754 Agostinho, A.A., Agostinho, C.S., Pelicice, F.M. and Marques, E.E. (2012) Fish ladders: safe fish
755 passage or hotspot for predation? *Neotropical Ichthyology* **10**, 687–696. doi:
756 10.1590/S1679-62252012000400001.
- 757 Aieta, A.E. and Oliveira, K. (2009) Distribution, prevalence, and intensity of the swim bladder
758 parasite *Anguillicola crassus* in New England and eastern Canada. *Diseases of Aquatic*
759 *Organisms* **84**, 229–235. doi: 10.3354/dao02049.

- 760 Alcamo, J., Döll, P., Henrichs, T., Kaspar, F., Lehner, B., Rösch, T. and Siebert, S. (2003)
761 Development and testing of the WaterGAP 2 global model of water use and availability.
762 *Hydrological Sciences Journal* **48**, 317–337. doi: 10.1623/hysj.48.3.317.45290.
- 763 Alpine, A.E. and Cloern, J.E. (1992) Trophic interactions and direct physical effects control
764 phytoplankton biomass and production in an estuary. *Limnology and Oceanography* **37**,
765 946–955. doi:10.4319/lo.1992.37.5.0946.
- 766 Als, T. D., Hansen, M. M., Maes, G. E., Castonguay, M., Riemann, L., Aarestrup, K., Munk, P.,
767 Sparholt, H., Hanel, R., & Bernatchez, L. (2011) All roads lead to home: panmixia of
768 European eel in the Sargasso Sea. *Molecular Ecology* **20**, 1333–1346. doi:10.1111/j.1365-
769 294X.2011.05011.x.
- 770 Amiard-Triquet, C., Amiard, J.C., Andersen, A.C., Elie, P. and Metayer, C. (1987) The eel (*Anguilla*
771 *anguilla* L.) as a bioindicator of metal pollution: factors limiting its use. *Water Science and*
772 *Technology* **19**, 1229–1232. doi: 10.2166/wst.1987.0019.
- 773 Amilhat, E., Farrugio, H., Lecomte-Finiger, R., Simon, G. and Sasal, P. (2008) Silver eel population
774 size and escapement in a Mediterranean lagoon: Bages-Sigean, France. *Knowledge and*
775 *Management of Aquatic Ecosystems* **390–391**, 5p1-5p11. doi: 10.1051/kmae/2009005.
- 776 Aoyama, J., Watanabe, S., Miyai, T., Sasai, S., Nishida, M. and Tsukamoto, K. (2000) The
777 European eel, *Anguilla anguilla* (L.), in Japanese waters. *Dana* **12**, 1–5.
- 778 Aprahamian, M., Walker, A., Williams, B., Bark, A. and Knights, B. (2007) On the application of
779 models of European eel (*Anguilla anguilla*) production and escapement to the development
780 of Eel Management Plans: The River Severn. *ICES Journal of Marine Science* **64**, 1472–
781 1482. doi: 10.1093/icesjms/fsm131.
- 782 Arai, T. and Chino, N. (2012) Diverse migration strategy between freshwater and seawater habitats
783 in the freshwater eel genus *Anguilla*. *Journal of Fish Biology* **81**, 442–455. doi:
784 10.1111/j.1095-8649.2012.03353.x.

- 785 Aranburu, A., Diaz, E. and Briand, C. (2016) Glass eel recruitment and exploitation in a South
786 European estuary (Oria Bay of Biscay). *ICES Journal of Marine Science* **73**, 111–121.
787 doi:10.1093/icesjms/fsv116.
- 788 Arnell, N.W. (1999) The effect of climate change on hydrological regimes in Europe: a continental
789 perspective. *Global Environmental Change* **9**, 5–23. doi:10.1016/S0959-3780(98)00015-6.
- 790 Baillon, L., Oses, J., Pierron, F., Bureau, du C., Caron, A., Normandeau, E., Lambert, P., Couture,
791 P., Labadie, P., Budzinski, H., Dufour, S., Bernatchez, L., & Baudrimont, M. (2015) Gonadal
792 transcriptome analysis of wild contaminated female European eels during artificial gonad
793 maturation. *Chemosphere* **139**, 303–309. doi:10.1016/j.chemosphere.2015.06.007.
- 794 Barse, A.M. and Secor, D.H. (1999) An exotic nematode parasite of the American eel. *Fisheries* **24**,
795 6–10. doi: 10.1577/1548-8446(1999)024<0006:AENPOT>2.0.CO;2.
- 796 Basset, A., Barbone, E., Elliott, M., Li, B.-L., Jorgensen, S. E., Lucena-Moya, P., Pardo, I., &
797 Mouillot, D. (2013) A unifying approach to understanding transitional waters: Fundamental
798 properties emerging from ecotone ecosystems. *Estuarine, Coastal and Shelf Science* **132**, 5–
799 16. doi:10.1016/j.ecss.2012.04.012.
- 800
- 801 Bau, F., Gomes, P., Baran, P., Drouineau, H., Larinier, M., Alric, A., Travade, F., & De Oliveira, E.
802 (2013) Anguille et ouvrages : migration de dévalaison. Suivi par radiopistage de la
803 dévalaison de l’anguille argentée sur le Gave de Pau au niveau des ouvrages
804 hydroélectriques d’Artix, Biron, Sapso, Castetarbe, Baigts et Puyoo (2007-2010). Rapport
805 de synthèse. Rapport Onema-Irstea. 86p.
- 806 Beaugrand, G. (2004) The North Sea regime shift: evidence, causes, mechanisms and
807 consequences. *Progress in Oceanography* **60**, 245–262. doi: 10.1016/j.pocean.2004.02.018.

- 808 Beaugrand, G., Luczak, C. and Edwards, M. (2009) Rapid biogeographical plankton shifts in the
809 North Atlantic Ocean. *Global Change Biology* **15**, 1790–1803. doi:10.1111/j.1365-
810 2486.2009.01848.x.
- 811 Becerra-Jurado, G., Cruikshanks, R., O’Leary, C., Kelly, F., Poole, R. and Gargan, P. (2014)
812 Distribution, prevalence and intensity of *Anguillicola crassus* (Nematoda) infection in
813 *Anguilla anguilla* in the Republic of Ireland. *Journal of Fish Biology* **84**, 1046–1062.
814 doi:10.1111/jfb.12344.
- 815 aus der Beek, T., Flörke, M., Lapola, D.M., Schaldach, R., Voß, F. and Teichert, E. (2010)
816 Modelling historical and current irrigation water demand on the continental scale: Europe.
817 *Advances in Geosciences* **27**, 79–85. doi:10.5194/adgeo-27-79-2010.
- 818 Béguyer-Pon, M., Castonguay, M., Benchetrit, J., Hatin, D., Legault, M., Verreault, G., Mailhot, Y.,
819 Tremblay, V., & Dodson, J. J. (2015a) Large-scale, seasonal habitat use and movements of
820 yellow American eels in the St. Lawrence River revealed by acoustic telemetry. *Ecology of*
821 *Freshwater Fish* **24**, 99–111. doi:10.1111/eff.12129.
- 822 Béguyer-Pon, M., Castonguay, M., Shan, S., Benchetrit, J. and Dodson, J.J. (2015b) Direct
823 observations of American eels migrating across the continental shelf to the Sargasso Sea.
824 *Nature Communications* **6**, 8705. doi:10.1038/ncomms9705.
- 825 Belpaire, C., Geeraerts, C., Evans, D., Ciccotti, E. and Poole, R. (2011) The European eel quality
826 database: towards a pan-European monitoring of eel quality. *Environmental Monitoring and*
827 *Assessment* **183**, 273–284. doi: 10.1007/s10661-011-1920-2.
- 828 Belpaire, C. and Goemans, G. (2007) The European eel *Anguilla anguilla*, a rapporteur of the
829 chemical status for the water framework directive? *Vie et Milieu* **57**, 235.
- 830 Belpaire, C., Pujolar, J.M., Geeraerts, C. and Maes, G.E. (2016) Contaminants in Eels and their
831 Role in the Collapse of the Eel Stocks. In: *Biology and Ecology of Anguillid Eels*. (ed T.
832 Arai), CRC Press, Boca Raton, Florida. pp 225–250.

- 833 Belpaire, C.G.J., Goemans, G., Geeraerts, C., Quataert, P., Parmentier, K., Hagel, P. and De Boer, J.
834 (2009) Decreasing eel stocks: survival of the fattest? *Ecology of Freshwater Fish* **18**, 197–
835 214. doi: 10.1111/j.1600-0633.2008.00337.x.
- 836 Benchetrit, J., Béguyer-Pon, M., Sirois, P., Castonguay, M., Fitzsimons, J. and Dodson, J.J. (2017)
837 Using otolith microchemistry to reconstruct habitat use of American eels *Anguilla rostrata*
838 in the St. Lawrence River–Lake Ontario system. *Ecology of Freshwater Fish* **26**, 19–33.
839 doi:10.1111/eff.12246.
- 840 Berger, J., Young, J.K. and Berger, K.M. (2008) Protecting Migration Corridors: Challenges and
841 Optimism for Mongolian Saiga. *PLoS Biology* **6**, 1365–1367.
842 doi:10.1371/journal.pbio.0060165.
- 843 Bevacqua, D. and De Leo, G. (2006) *A length and age structured demographic model for European*
844 *eel populations (DemCam)*. Report of FP6-Project FP6-022488, Restoration of the European
845 Eel Population.
- 846 Bevacqua, D., Melià, P., Gatto, M. and De Leo, G.A. (2015) A global viability assessment of the
847 European eel. *Global Change Biology*, **21**, 3323-3335. doi:10.1111/gcb.12972.
- 848 Bevacqua, D., Melià, P., de Leo, G.A. and Gatto, M. (2011) Intra-specific scaling of natural
849 mortality in fish: The paradigmatic case of the European eel. *Population Ecology* **165**, 333–
850 339. doi: 10.1007/s00442-010-1727-9.
- 851 Bilau, M., Sioen, I., Matthys, C., De Vocht, A., Goemans, G., Belpaire, C., Willems, J. L., & De
852 Henauw, S. (2007) Probabilistic approach to polychlorinated biphenyl (PCB) exposure
853 through eel consumption in recreational fishermen vs. the general population. *Food*
854 *Additives and Contaminants* **24**, 1386–1393. doi: 10.1080/02652030701459848.
- 855 Blanchet-Letrouvé, I., Zalouk-Vergnoux, A., Vénisseau, A., Couderc, M., Le Bizec, B., Elie, P.,
856 Herrenknecht, C., Mouneyrac, C., & Poirier, L. (2014) Dioxin-like, non-dioxin like PCB and
857 PCDD/F contamination in European eel (*Anguilla anguilla*) from the Loire estuarine

- 858 continuum: Spatial and biological variabilities. *Science of The Total Environment* **472**, 562–
859 571. doi:10.1016/j.scitotenv.2013.11.037.
- 860 Boivin, B., Castonguay, M., Audet, C., Pavey, S.A., Dionne, M. and Bernatchez, L. (2015) How
861 does salinity influence habitat selection and growth in juvenile American eels *Anguilla*
862 *rostrata*? *Journal of Fish Biology* **86**, 765–784. doi:10.1111/jfb.12604.
- 863 Bonhommeau, S., Castonguay, M., Rivot, E., Sabatié, R. and Le Pape, O. (2010) The duration of
864 migration of Atlantic *Anguilla* larvae. *Fish and Fisheries* **11**, 289–306. doi: 10.1111/j.1467-
865 2979.2010.00362.x.
- 866 Bonhommeau, S., Chassot, E., Planque, B., Rivot, E., Knap, A.H. and Le Pape, O. (2008a) Impact
867 of climate on eel populations of the Northern Hemisphere. *Marine Ecology Progress Series*
868 **373**, 71–80. doi: 10.3354/meps07696.
- 869 Bonhommeau, S., Chassot, E. and Rivot, E. (2008b) Fluctuations in European eel (*Anguilla*
870 *anguilla*) recruitment resulting from environmental changes in the Sargasso Sea. *Fisheries*
871 *Oceanography* **17**, 32–44. doi: 10.1111/j.1365-2419.2007.00453.x.
- 872 Bonhommeau, S., Le Pape, O., Gascuel, D., Blanke, B., Tréguier, A.-M., Grima, N., Vermard, Y.,
873 Castonguay, M., & Rivot, E. (2009) Estimates of the mortality and the duration of the trans-
874 Atlantic migration of European eel *Anguilla anguilla* leptocephali using a particle tracking
875 model. *Journal of Fish Biology* **74**, 1891–1914. doi: 10.1111/j.1095-8649.2009.02298.x.
- 876 Bornarel, V., Lambert, P., Briand, C., Beaulaton, L., Antunes, C., Belpaire, C., Cicotti, E., Evans,
877 D., Diaz, E., Diserud, O. H., Dohery, D., Domingos, I., De Graaf, M., Pedersen, M., Poole,
878 R., O’Leary, C., Walker, A., Wickström, H., & Drouineau, H. (2018) Modelling the
879 recruitment of European eel (*Anguilla anguilla*) throughout its European range. *ICES*
880 *Journal of Marine Science* **75**, 541-552. doi: 10.1093/icesjms/fsx180.
- 881 Boubée, J., Mitchell, C., Chisnall, B., West, D., Bowman, E. and Haro, A. (2001) Factors regulating
882 the downstream migration of mature eels (*Anguilla* spp.) at Aniwhenua Dam, Bay of Plenty,

- 883 New Zealand. *New Zealand Journal of Marine and Freshwater Research* **35**, 121–134. doi:
884 10.1080/00288330.2001.9516982.
- 885 Boubée, J. and Williams, E. (2006) Downstream passage of silver eels at a small hydroelectric
886 facility. *Fisheries Management and Ecology* **13**, 165–176. doi: 10.1111/j.1365-
887 2400.2006.00489.x.
- 888 Branch, T.A. (2015) Fishing Impacts on Food Webs: Multiple Working Hypotheses. *Fisheries* **40**,
889 373–375. doi:10.1080/03632415.2015.1059825.
- 890 Briand, C., Beaulaton, L., Chapon, P.-M., Drouineau, H. and Lambert, P. (2015) Eel density
891 analysis (EDA 2.2) Estimation de l'échappement en anguilles argentées (*Anguilla*
892 *anguilla*) en France - Rapport 2015. Rapport Onema-Irstea-EPTB-Vilaine. Available at
893 <http://www.eptb-vilaine.fr/site/telechargement/migrateurs/eda2.2.pdf>.
- 894 Briand, C., Bonhommeau, S., Castelnaud, G. and Beaulaton, L. (2008) An appraisal of historical
895 glass eel fisheries and markets: landings, trade route and future prospect for management.
896 In: *IFM 38th Annual Conference, 15/10/2007 - 18/10/2007*. (ed C. Moriarty). Wesport, IRL,
897 p 21.
- 898 Briand, C., Fatin, D., Feunteun, E. and Fontenelle, G. (2005) Estimating the stock of glass eels in an
899 estuary by mark-recapture experiments using vital dyes. *Bulletin Français de la Pêche et de*
900 *la Protection des Milieux Aquatiques* **378–379**, 23–46. doi:10.1051/kmae:2005002.
- 901 Brook, B.W., Sodhi, N.S. and Bradshaw, C.J.A. (2008) Synergies among extinction drivers under
902 global change. *Trends in Ecology & Evolution* **23**, 453–460. doi:10.1016/j.tree.2008.03.011.
- 903 Bruijs, M.C.M. and Durif, C.M.F. (2009) Silver Eel Migration and Behaviour. In: *Spawning*
904 *Migration of the European Eel. Fish & Fisheries Series* (eds G. van den Thillart, S. Dufour
905 and J.C. Rankin). Springer, Netherlands, pp 65–95.
- 906 Brusle, J. (1991) The Eel (*Anguilla* sp) and organic chemical pollutants. *Science of The Total*
907 *Environment* **102**, 1–19. doi: 10.1016/0048-9697(91)90305-X.

- 908 Bureau du Colombier, S., Lambert, P. and Bardonnnet, A. (2008) Is feeding behaviour related to
909 glass eel propensity to migrate? *Estuarine, Coastal and Shelf Science* **80**, 323–329.
910 doi:10.1016/j.ecss.2008.08.015.
- 911 Busch, W.-D.N., Lary, S.J., Castilione, C.M. and McDonald, R.P. (1998) *Distribution and*
912 *availability of Atlantic Coast freshwater habitats for American eel (Anguilla rostrata).*
913 Administrative report 982, Lower Great Lakes Fishery Resources Office, U.S. Fish and
914 Wildlife Service.
- 915 Byer, J. D., Lebeuf, M., Alae, M., R. Stephen, B., Trottier, S., Backus, S., Keir, M., Couillard, C.
916 M., Casselman, J., & Hodson, P. V. (2013) Spatial trends of organochlorinated pesticides,
917 polychlorinated biphenyls, and polybrominated diphenyl ethers in Atlantic Anguillid eels.
918 *Chemosphere* **90**, 1719–1728. doi:10.1016/j.chemosphere.2012.10.018.
- 919 Byer, J. D., Lebeuf, M., Trottier, S., Raach, M., Alae, M., Stephen Brown, R., Backus, S.,
920 Casselman, J. M., & Hodson, P. V. (2015) Trends of persistent organic pollutants in
921 American eel (*Anguilla rostrata*) from eastern Lake Ontario, Canada, and their potential
922 effects on recruitment. *Science of The Total Environment* **529**, 231–242.
923 doi:10.1016/j.scitotenv.2015.05.054.
- 924 Cahill, A. E., Aiello-Lammens, M. E., Fisher-Reid, M. C., Hua, X., Karanewsky, C. J., Ryu, H. Y.,
925 Sbeglia, G. C., Spagnolo, F., Waldron, J. B., Warsi, O., & Wiens, J. J. (2013) How does
926 climate change cause extinction? *Proceedings of the Royal Society B* **280**, 20121890.
927 doi:10.1098/rspb.2012.1890.
- 928 Cairns, D. K., Chaput, G., Poirier, L. A., Avery, T. S., Castonguay, M., Mathers, A., Casselman, J.
929 M., Bradford, R. G., Pratt, T., Verreault, G., Clarke, K., Veinnot, G., & Bernatchez, L.
930 (2014) Recovery potential assessment for the American Eel (*Anguilla rostrata*) for eastern
931 Canada: life history, distribution, reported landings, status indicators, and demographic
932 parameters. Canadian Science Advisory Secretariat (CSAS) Research Document 2013/134.

- 933 Calles, O., Olsson, I., Comoglio, C., Kemp, P., Blunden, L., Schmitz, M. and Greenberg, L. (2010)
934 Size-dependent mortality of migratory silver eels at a hydropower plant, and implications
935 for escapement to the sea. *Freshwater Biology* **55**, 2167–2180. doi: 10.1111/j.1365-
936 2427.2010.02459.x.
- 937 Carr, J. and Whoriskey, F. (2008) Migration of silver American eels past a hydroelectric dam and
938 through a coastal zone. *Fisheries Management and Ecology* **15**, 393–400. doi:
939 10.1111/j.1365-2400.2008.00627.x.
- 940 Casselman, J.M. (2003) Dynamics of Resources of the American Eel, *Anguilla rostrata*: Declining
941 Abundance in the 1990s. In: *Eel Biology*. (eds K. Aida, K. Tsukamoto and K. Yamauchi).
942 Springer, Japan, pp 255–274.
- 943 Castelnaud, G. (2000) Localisation de la pêche, effectifs de pêcheurs et production des espèces
944 amphihalines dans les fleuves français. *Bulletin Français de la Pêche et de la Pisciculture*
945 **357/358**, 439–460. doi: 10.1051/kmae/2001060.
- 946 Castonguay, M. and Durif, C.M.F. (2016) Understanding the decline in anguillid eels. *ICES Journal*
947 *of Marine Science* **73**, 1–4. doi:10.1093/icesjms/fsv256.
- 948 Castonguay, M., Hodson, P.V., Couillard, C.M., Eckersley, M.J., Dutil, J.D. and Verreault, G.
949 (1994a) Why is recruitment of the American eel, *Anguilla rostrata*, declining in the St.
950 Lawrence River and Gulf? *Canadian Journal of Fisheries and Aquatic Sciences* **51**, 479–
951 488. doi: 10.1139/f94-050.
- 952 Castonguay, M., Hodson, P.V., Moriarty, C., Drinkwater, K.F. and Jessop, B.M. (1994b) Is there a
953 role of ocean environment in American and European eel decline? *Fisheries Oceanography*
954 **3**, 197–203. doi:10.1111/j.1365-2419.1994.tb00097.x.
- 955 Chang, Y.-L., Miyazawa, Y. and Béguier-Pon, M. (2016) Simulating the Oceanic Migration of Silver
956 Japanese Eels. *PLoS ONE* **11**, e0150187. doi:10.1371/journal.pone.0150187.

- 957 Charmantier, A., McCleery, R.H., Cole, L.R., Perrins, C., Kruuk, L.E.B. and Sheldon, B.C. (2008)
958 Adaptive Phenotypic Plasticity in Response to Climate Change in a Wild Bird Population.
959 *Science* **320**, 800–803. doi:10.1126/science.1157174.
- 960 Chen, J.-Z., Huang, S.-L. and Han, Y.-S. (2014) Impact of long-term habitat loss on the Japanese eel
961 *Anguilla japonica*. *Estuarine, Coastal and Shelf Science* **151**, 361–369.
962 doi:10.1016/j.ecss.2014.06.004.
- 963 Cheung, W.W., Lam, V.W., Sarmiento, J.L., Kearney, K., Watson, R.E.G., Zeller, D. and Pauly, D.
964 (2010) Large-scale redistribution of maximum fisheries catch potential in the global ocean
965 under climate change. *Global Change Biology* **16**, 24–35. doi: 10.1111/j.1365-
966 2486.2009.01995.x.
- 967 Chevillot, X., Drouineau, H., Lambert, P., Carassou, L., Sautour, B. and Lobry, J. (2017) Toward a
968 phenological mismatch in estuarine pelagic food web? *PLoS ONE* **12**, e0173752.
969 doi:10.1371/journal.pone.0173752.
- 970 Chow, S., Okazaki, M., Watanabe, T., Segawa, K., Yamamoto, T., Kurogi, H., Tanaka, H., Ai, K.,
971 Kawai, M., Yamamoto, S., Mochioka, N., Manabe, R., & Miyake, Y. (2015) Light-sensitive
972 vertical migration of the Japanese eel *Anguilla japonica* revealed by real-time tracking and
973 its utilization for geolocation. *PLoS ONE* **10**, e0121801. doi:10.1371/journal.pone.0121801.
- 974 Christensen, V., Guenette, S., Heymans, J.J., Walters, C.J., Watson, R., Zeller, D. and Pauly, D.
975 (2003) Hundred-year decline of North Atlantic predatory fishes. *Fish and Fisheries* **4**, 1–24.
976 doi: 10.1046/j.1467-2979.2003.00103.x.
- 977 Citerne, P. (1998) Le thème du poisson dans l’art paléolithique des Pyrénées. *Bulletin de la Société*
978 *préhistorique de l’Ariège* **53**, 17–64.
- 979 Citerne, P. (2004) Présence de l’esturgeon dans le bestiaire figuré paléolithique: conditions et
980 limites de l’analyse morphologique. *Bulletin de la Société préhistorique Ariège-Pyrénées*
981 **59**, 71–92.

- 982 Clavero, M. and Hermoso, V. (2015) Historical data to plan the recovery of the European eel.
983 *Journal of Applied Ecology* **52**, 960–968. doi:10.1111/1365-2664.12446.
- 984 Clevestam, P.D., Ogonowski, M., Sjoberg, N.B. and Wickstrom, H. (2011) Too short to spawn?
985 Implications of small body size and swimming distance on successful migration and
986 maturation of the European eel *Anguilla anguilla*. *Journal of Fish Biology* **78**, 1073–1089.
987 doi: 10.1111/j.1095-8649.2011.02920.x.
- 988 Cloern, J.E. (1996) Phytoplankton bloom dynamics in coastal ecosystems: A review with some
989 general lessons from sustained investigation of San Francisco Bay, California. *Reviews of*
990 *Geophysics* **34**, 127–168. doi:10.1029/96RG00986.
- 991 Collinge, S.K. (1996) Ecological consequences of habitat fragmentation: implications for landscape
992 architecture and planning. *Landscape and Urban Planning* **36**, 59–77. doi:10.1016/S0169-
993 2046(96)00341-6.
- 994 Cook, P. M., Robbins, J. A., Endicott, D. D., Lodge, K. B., Guiney, P. D., Walker, M. K., Zabel, E.
995 W., & Peterson, R. E. (2003) Effects of Aryl Hydrocarbon Receptor-Mediated Early Life
996 Stage Toxicity on Lake Trout Populations in Lake Ontario during the 20th Century.
997 *Environmental Science & Technology* **37**, 3864–3877. doi:10.1021/es034045m.
- 998 Corsi, I., Mariottini, M., Badesso, A., Caruso, T., Borghesi, N., Bonacci, S., Iacocca, A., & Focardi,
999 S. (2005) Contamination and sub-lethal toxicological effects of persistent organic pollutants
1000 in the European eel (*Anguilla anguilla*) in the Orbetello lagoon (Tuscany, Italy).
1001 *Hydrobiologia* **550**, 237–249. doi: 10.1007/s10750-005-4392-y.
- 1002 Côté, C.L., Castonguay, M., McWilliam, K.S., Gordon, C. and Bernatchez, L. (2014) In absence of
1003 local adaptation, plasticity and spatially varying selection rule: a view from genomic
1004 reaction norms in a panmictic species (*Anguilla rostrata*). *BMC Genomics* **15**, 403.
1005 doi:10.1186/1471-2164-15-403.

- 1006 Côté, C.L., Gagnaire, P.-A., Bourret, V., Verreault, G., Castonguay, M. and Bernatchez, L. (2013)
1007 Population genetics of the American eel (*Anguilla rostrata*): FST = 0 and North Atlantic
1008 Oscillation effects on demographic fluctuations of a panmictic species. *Molecular Ecology*
1009 **22**, 1763–1776. doi:10.1111/mec.12142.
- 1010 Côté, C.L., Pavey, S.A., Stacey, J.A., Pratt, T.C., Castonguay, M., Audet, C. and Bernatchez, L.
1011 (2015) Growth, Female Size, and Sex Ratio Variability in American Eel of Different Origins
1012 in Both Controlled Conditions and the Wild: Implications for Stocking Programs.
1013 *Transactions of the American Fisheries Society* **144**, 246–257.
1014 doi:10.1080/00028487.2014.975841.
- 1015 Couillard, C.M., Hodson, P.V. and Castonguay, M. (1997) Correlations between pathological
1016 changes and chemical contamination in American eels, *Anguilla rostrata*, from the St.
1017 Lawrence River. *Canadian Journal of Fisheries and Aquatic Sciences* **54**, 1916–1927.
- 1018 Coutant, C.C. and Whitney, R.R. (2000) Fish behavior in relation to passage through hydropower
1019 turbines: A review. *Transactions of the American Fisheries Society* **129**, 351–380. doi:
1020 10.1577/1548-8659(2000)129<0351:FBIRTP>2.0.CO;2.
- 1021 Crook, V. and Nakamura, M. (2013) Assessing supply chain and market impacts of a CITES listing
1022 on *Anguilla* species. *Traffic Bulletin* **25**, 24–30.
- 1023 Daverat, F., Limburg, K., Thibault, I., Shiao, J.-C., Dodson, J., Caron, F., Tzeng, W.-N., Iizuka, Y.,
1024 & Wickström, H. (2006) Phenotypic plasticity of habitat use by three temperate eel species,
1025 *Anguilla anguilla*, *A. japonica* and *A. rostrata*. *Marine Ecology Progress Series* **308**, 231–
1026 241. doi: 10.3354/meps308231.
- 1027 Daverat, F. and Tomás, J. (2006) Tactics and demographic attributes in the European eel *Anguilla*
1028 *anguilla* in the Gironde watershed, SW France. *Marine Ecology Progress Series* **307**, 247–
1029 257. doi: 10.3354/meps307247

- 1030 Daverat, F., Tomas, J., Lahaye, M., Palmer, M. and Elie, P. (2005) Tracking continental habitat
1031 shifts of eels using otolith Sr/Ca ratios: Validation and application to the coastal, estuarine
1032 and riverine eels of the Gironde-Garonne-Dordogne watershed. *Marine and Freshwater*
1033 *Research* **56**, 619–627. doi: 10.1071/MF04175.
- 1034 Davey, A. and Jellyman, D. (2005) Sex determination in freshwater eels and management options
1035 for manipulation of sex. *Reviews in Fish Biology and Fisheries* **15**, 37–52. doi:
1036 10.1007/s11160-005-7431-x.
- 1037 De Leo, G. and Gatto, M. (1996) Trends in vital rates of the European eel: evidence for density
1038 dependence? *Ecological Applications* **6**, 1281–1294. doi: 10.2307/2269607
- 1039 Dekker, W. (2000a) A Procrustean assessment of the European eel stock. *ICES Journal of Marine*
1040 *Science* **57**, 938–947. doi:10.1006/jmsc.2000.0581.
- 1041 Dekker, W. (2003a) Did lack of spawners cause the collapse of the European eel, *Anguilla anguilla*?
1042 *Fisheries Management and Ecology* **10**, 365–376. doi:10.1111/j.1365-2400.2003.00352.x.
- 1043 Dekker, W. (2016) Management of the eel is slipping through our hands! Distribute control and
1044 orchestrate national protection. *ICES Journal of Marine Science* **73**, 2442–2452.
1045 doi:10.1093/icesjms/fsw094.
- 1046 Dekker, W. (2003b) On the distribution of the European eel (*Anguilla anguilla*) and its fisheries.
1047 *Canadian Journal of Fisheries and Aquatic Sciences* **60**, 787–799. doi: 10.1139/f03-066.
- 1048 Dekker, W. (2003c) Status of the European eel stock and fisheries. In: *Eel Biology*. (eds K. Aida, K.
1049 Tsukamoto and K. Yamauchi). Springer, Japan, pp 237–254.
- 1050 Dekker, W. (2000b) The fractal geometry of the European eel stock. *ICES Journal of Marine*
1051 *Science* **57**, 109–121. doi:10.1006/jmsc.1999.0562.
- 1052 Dekker, W. and Beaulaton, L. (2016) Climbing back up what slippery slope? Dynamics of the
1053 European eel stock and its management in historical perspective. *ICES Journal of Marine*
1054 *Science* **73**, 5–13. doi: 10.1093/icesjms/fsv132.

- 1055 Dekker, W. and Casselman, J.M. (2014) The 2003 Québec Declaration of Concern About Eel
1056 Declines—11 Years Later: Are Eels Climbing Back up the Slippery Slope? *Fisheries* **39**,
1057 613–614. doi:10.1080/03632415.2014.979342.
- 1058 Dekker, W., Casselman, J.M., Cairns, D.K., Tsukamoto, K., Jellyman, D. and Lickers, H. (2003)
1059 Québec Declaration of Concern: Worldwide decline of eel resources necessitates immediate
1060 action. *Fisheries* **28**, 181.
- 1061 Denny, S.K., Denny, A. and Paul, T. (2013) Distribution, prevalence and intensity of
1062 *Anguillicoloides crassus* in the American eel, *Anguilla rostrata*, in the Bras d’Or Lakes,
1063 Nova Scotia. *BioInvasions Records* **12**, 19–26. doi: 10.3391/bir.2013.2.1.03.
- 1064 Desaunay, Y. and Guerault, D. (1997) Seasonal and long-term changes in biometrics of eel larvae: a
1065 possible relationship between recruitment variation and North Atlantic ecosystem
1066 productivity. *Journal of Fish Biology* **51**, 317–339. doi:10.1111/j.1095-
1067 8649.1997.tb06106.x.
- 1068 Dhaouadi, R., Sghaier, A., Aloui, N., Rejeb, A., Tarhouni, D., Dargouth, M.A. and Amara, A. (2014)
1069 Etude de l’infestation de l’anguille européenne, *Anguilla anguilla*, par le nématode
1070 *Anguillicoloides crassus* dans la lagune de Ghar El Melh (Nord de la Tunisie). *Marine Life*
1071 **18**, 17–24.
- 1072 Dingle, H. (1996) *Migration: the biology of life on the move*. Oxford University Press, New York,
1073 pp. 484.
- 1074 Dingle, H. and Drake, A.V. (2007) What is migration? *Bioscience* **57**, 113–121. doi:
1075 10.1641/B570206.
- 1076 Donner, S.D., Skirving, W.J., Little, C.M., Oppenheimer, M. and Hoegh-Guldberg, O. (2005)
1077 Global assessment of coral bleaching and required rates of adaptation under climate change.
1078 *Global Change Biology* **11**, 2251–2265. doi:10.1111/j.1365-2486.2005.01073.x.

- 1079 Drouineau, H., Bau, F., Alric, A., Deligne, N., Gomes, P. and Sagnes, P. (2017) Silver eel
1080 downstream migration in fragmented rivers: use of a Bayesian model to track movements
1081 triggering and duration. *Aquatic Living Resources* **30**, 1–9. doi:10.1051/alr/2017003.
- 1082 Drouineau, H., Beaulaton, L., Lambert, P. and Briand, C. (2016a) GEREM (Glass-Eel Recruitment
1083 Estimation Model): a model to estimate glass-eel recruitment at different spatial scales.
1084 *Fisheries Research* **174**, 68–80. doi:10.1016/j.fishres.2015.09.003.
- 1085 Drouineau, H., Lobry, J., Bez, N., Travers-Trolet, M., Vermard, Y. and Gascuel, D. (2016b) The
1086 need for a protean fisheries science to address the degradation of exploited aquatic
1087 ecosystems. *Aquatic Living Resources* **29**, E201. doi:10.1051/alr/2016021.
- 1088 Drouineau, H., Rigaud, C., Daverat, F. and Lambert, P. (2014) EvEel (evolutionary ecology-based
1089 model for eel): a model to explore the role of phenotypic plasticity as an adaptive response
1090 of three temperate eels to spatially structured environments. *Canadian Journal of Fisheries
1091 and Aquatic Sciences* **71**, 1561–1571. doi:10.1139/cjfas-2014-0090.
- 1092 Drouineau, H., Rigaud, C., Laharanne, A., Fabre, R., Alric, A. and Baran, P. (2015) Assessing the
1093 efficiency of an elver ladder using a multi-state mark-recapture model. *River Research and
1094 Applications* **31**, 291–300. doi:10.1002/rra.2737.
- 1095 Durif, C., Elie, P., Gosset, C., Rives, J. and Travade, F. (2003) Behavioural study of downstream
1096 migrating eels by radiotelemetry at a small hydroelectric power plant. In: *Biology,
1097 management, and protection of catadromous eels – American Fisheries Symposium 33*. (ed
1098 D.A. Dixon). American Fisheries Society, Bethesda, MD. pp 345–356.
- 1099 Durif, C. and Elie, P. (2008) Predicting downstream migration of silver eels in a large river
1100 catchment based on commercial fishery data. *Fisheries Management and Ecology* **15**, 127–
1101 137. doi: 10.1111/j.1365-2400.2008.00593.x.
- 1102 Durif, C.M., Gjørseter, J. and Vøllestad, L.A. (2011) Influence of oceanic factors on *Anguilla
1103 anguilla* (L.) over the twentieth century in coastal habitats of the Skagerrak, southern

- 1104 Norway. *Proceedings of the Royal Society of London B: Biological Sciences* **278**, 464–473.
1105 doi: 10.1098/rspb.2010.1547.
- 1106 Dutil, J.D. (1984) Electrolyte changes of serum and muscle, and related mortalities in maturing
1107 *Anguilla rostrata* migrating down the St. Lawrence Estuary (Canada). *Helgol Meeresunters*
1108 **37**, 425–432.
- 1109 Dutil, J.D., Besner, M. and McCormick, S.D. (1987) Osmoregulatory and ionoregulatory changes
1110 and associated mortalities during the transition of maturing American eels to a marine
1111 environment. *American Fisheries Society Symposium* **1**, 175–190.
- 1112 Dynesius, M. and Nilsson, C. (1994) Fragmentation and flow regulation of river systems in the
1113 northern third of the world. *Science* **266**, 753–762. doi: 10.1126/science.266.5186.753.
- 1114 Edeline, E. (2007) Adaptive phenotypic plasticity of eel diadromy. *Marine Ecology Progress Series*
1115 **341**, 229–232. doi: 10.3354/meps341229.
- 1116 El Hilali, M., Yahyaoui, A., Sadak, A., Maachi, M. and Taghy, Z. (1996) Premières données
1117 épidémiologiques sur l’anguillicolose au Maroc. *Bulletin Français de la Pêche et de la*
1118 *Pisciculture*, 57–60. doi: 10.1051/kmae:1996005.
- 1119 Elliott, J.M. and Elliott, J.A. (2010) Temperature requirements of Atlantic salmon *Salmo salar*,
1120 brown trout *Salmo trutta* and Arctic charr *Salvelinus alpinus*: predicting the effects of
1121 climate change. *Journal of Fish Biology* **77**, 1793–1817. doi: 10.1111/j.1095-
1122 8649.2010.02762.x.
- 1123 Elliott, M. and Hemingway, K. (2002) *Fishes in Estuaries*. Blackwell Science, London, pp. 636.
- 1124 Elliott, M. and Whitfield, A.K. (2011) Challenging paradigms in estuarine ecology and
1125 management. *Estuarine, Coastal and Shelf Science* **94**, 306–314.
1126 doi:10.1016/j.ecss.2011.06.016.
- 1127 Etheridge, D.M., Steele, L.P., Langenfelds, R.L., Francey, R.J., Barnola, J.-M. and Morgan, V.I.
1128 (1996) Natural and anthropogenic changes in atmospheric CO₂ over the last 1000 years

- 1129 from air in Antarctic ice and firn. *Journal of Geophysical Research: Atmospheres* **101**,
1130 4115–4128. doi: 10.1029/95JD03410.
- 1131 Evans, D.W. and Matthews, M.A. (1999) *Anguillicola crassus* (Nematoda, Dracunculoidea); first
1132 documented record of this swimbladder parasite of eels in Ireland. *Journal of Fish Biology*
1133 **55**, 665–668. doi: 10.1111/j.1095-8649.1999.tb00707.x.
- 1134 Fernández-Vega, C., Sancho, E., Ferrando, M.D. and Andreu-Moliner, E. (1999) Thiobencarb
1135 toxicity and plasma AChE inhibition in the European eel. *Journal of Environmental Science*
1136 *and Health, Part B* **34**, 61–73. doi:10.1080/03601239909373184.
- 1137 Feunteun, E. (2002) Management and restoration of European eel population (*Anguilla anguilla*):
1138 An impossible bargain. *Ecological Engineering* **18**, 575–591. doi:10.1016/S0925-
1139 8574(02)00021-6.
- 1140 Fischer, J. and Lindenmayer, D.B. (2007) Landscape modification and habitat fragmentation: a
1141 synthesis. *Global Ecology and Biogeography* **16**, 265–280. doi:10.1111/j.1466-
1142 8238.2007.00287.x.
- 1143 Flörke, M., Kynast, E., Bärlund, I., Eisner, S., Wimmer, F. and Alcamo, J. (2013) Domestic and
1144 industrial water uses of the past 60 years as a mirror of socio-economic development: A
1145 global simulation study. *Global Environmental Change* **23**, 144–156. doi:
1146 10.1016/j.gloenvcha.2012.10.018.
- 1147 Foekema, E.M., Kotterman, M., de Vries, P. and Murk, A.J. (2016) Maternally transferred dioxin-
1148 like compounds can affect the reproductive success of European eel. *Environmental*
1149 *Toxicology and Chemistry* **35**, 241–246. doi:10.1002/etc.3160.
- 1150 Fonseca, V. F., Vasconcelos, R. P., França, S., Serafim, A., Lopes, B., Company, R., Bebianno, M.
1151 J., Costa, M. J., & Cabral, H. N. (2014) Modeling fish biological responses to contaminants
1152 and natural variability in estuaries. *Marine Environmental Research* **96**, 45–55. doi:10.1016/
1153 j.marenvres.2013.10.011.

- 1154 Friedland, K.D. (1998) Ocean climate influences on critical Atlantic salmon (*Salmo salar*) life
1155 history events. *Canadian Journal of Fisheries and Aquatic Sciences* **55**, 119–130. doi:
1156 10.1139/d98-003.
- 1157 Friedland, K.D., Hansen, L.P., Dunkley, D.A. and MacLean, J.C. (2000) Linkage between ocean
1158 climate, post-smolt growth, and survival of Atlantic salmon (*Salmo salar* L.) in the North
1159 Sea area. *ICES Journal of Marine Science* **57**, 419–429. doi: 10.1006/jmsc.1999.0639.
- 1160 Friedland, K.D., Miller, M.J. and Knights, B. (2007) Oceanic changes in the Sargasso Sea and
1161 declines in recruitment of the European eel. *ICES Journal of Marine Science* **64**, 519–530.
1162 doi:10.1093/icesjms/fsm022.
- 1163 Fries, L.T., Williams, D.J. and Johnson, S.K. (1996) Notes: Occurrence of *Anguillicola crassus*, an
1164 Exotic Parasitic Swim Bladder Nematode of Eels, in the Southeastern United States.
1165 *Transactions of the American Fisheries Society* **125**, 794–797. doi: 10.1577/1548-
1166 8659(1996)125<0794:NOOCAE>2.3.CO;2.
- 1167 Fukuda, N., Aoyama, J., Yokouchi, K. and Tsukamoto, K. (2016) Periodicities of inshore migration
1168 and selective tidal stream transport of glass eels, *Anguilla japonica*, in Hamana Lake, Japan.
1169 *Environmental Biology of Fishes* **99**, 309–323. doi:10.1007/s10641-016-0475-z.
- 1170 Gagnaire, P.-A., Normandeau, E., Côté, C., Hansen, M.M. and Bernatchez, L. (2012) The Genetic
1171 Consequences of Spatially Varying Selection in the Panmictic American Eel (*Anguilla*
1172 *rostrata*). *Genetics* **190**, 725–736.
- 1173 Garcia De Leaniz, C. (2008) Weir removal in salmonid streams: Implications, challenges and
1174 practicalities. *Hydrobiologia* **609**, 83–96. doi:10.1534/genetics.111.134825.
- 1175 Gascuel, D., Bez, N., Forest, A., Guillotreau, P., Laloë, F., Lobry, J., Mahévas, S., Mesnil, B., Rivot,
1176 E., Rochette, S., & Trenkel, V. (2011) A future for marine fisheries in Europe (Manifesto of
1177 the Association Française d’Halieumétrie). *Fisheries Research* **109**, 1–6.
1178 doi:10.1016/j.fishres.2011.02.002.

- 1179 Gattuso, J.-P., Magnan, A., Billé, R., Cheung, W. W. L., Howes, E. L., Joos, F., Allemand, D., Bopp,
1180 L., Cooley, S. R., Eakin, C. M., Hoegh-Guldberg, O., Kelly, R. P., Pörtner, H.-O., Rogers, A.
1181 D., Baxter, J. M., Laffoley, D., Osborn, D., Rankovic, A., Rochette, J., Sumaila, U. R.,
1182 Treyer, S., & Turley, C. (2015) Contrasting futures for ocean and society from different
1183 anthropogenic CO2 emissions scenarios. *Science* **349**, aac4722.
1184 doi:10.1126/science.aac4722.
- 1185 GEA Writing Team (2012) *Global Energy Assessment: Toward a Sustainable Future*. Cambridge
1186 University Press, pp. 1885.
- 1187 Geeraerts, C. and Belpaire, C. (2009) The effects of contaminants in European eel: a review.
1188 *Ecotoxicology* **19**, 239–266. doi:10.1007/s10646-009-0424-0.
- 1189 Geffroy, B. and Bardonnnet, A. (2012) Differential effects of behaviour, propensity to migrate and
1190 recruitment season on glass eels and elvers' growing performance. *Ecology of Freshwater*
1191 *Fish* **21**, 469–482. doi: 10.1111/j.1600-0633.2012.00566.x.
- 1192 Gilliers, C., Le Pape, O., Désaunay, Y., Morin, J., Guérault, D. and Amara, R. (2006) Are growth
1193 and density quantitative indicators of essential fish habitat quality? An application to the
1194 common sole *Solea solea* nursery grounds. *Estuarine, Coastal and Shelf Science* **69**, 96–
1195 106. doi:10.1016/j.ecss.2006.02.006.
- 1196 Gimeno, L., Ferrando, M.D., Sanchez, S., Gimeno, L.O. and Andreu, E. (1995) Pesticide effects on
1197 eel metabolism. *Ecotoxicology and Environmental Safety* **31**, 153–157.
1198 doi:10.1006/eesa.1995.1056.
- 1199 van Ginneken, V.J.T. and van den Thillart, G.E.E.J.M. (2000) Physiology: Eel fat stores are enough
1200 to reach the Sargasso. *Nature* **403**, 156–157. doi: 10.1038/35003110.
- 1201 Goberville, E., Beaugrand, G. and Edwards, M. (2014) Synchronous response of marine plankton
1202 ecosystems to climate in the Northeast Atlantic and the North Sea. *Journal of Marine*
1203 *Systems* **129**, 189–202. doi:10.1016/j.jmarsys.2013.05.008.

- 1204 Goldewijk, K.K., Beusen, A. and Janssen, P. (2010) Long-term dynamic modeling of global
1205 population and built-up area in a spatially explicit way: HYDE 3.1. *The Holocene* **20**, 565–
1206 573. doi: 10.1177/0959683609356587.
- 1207 Gomes, P. and Larinier, M. (2008) Dommages subis par les anguilles lors de leur passage au travers
1208 des turbines Kaplan. Rapport GHAAPPE RA08.05, Programme national de recherche-
1209 développement Anguilles-Ouvrages. Available at
1210 http://www.onema.fr/sites/default/files/pdf/2008_039.pdf
- 1211 Gosset, C., Travade, F., Durif, C., Rives, J. and Elie, P. (2005) Tests of two types of bypass for
1212 downstream migration of eels at a small hydroelectric power plant. *River Research and*
1213 *Applications* **21**, 1095–1105. doi: 10.1002/rra.871.
- 1214 Grizzetti, B., Bouraoui, F. and Aloe, A. (2012) Changes of nitrogen and phosphorus loads to
1215 European seas. *Global Change Biology* **18**, 769–782.
- 1216 Grizzetti, B., Bouraoui, F., Billen, G., van Grinsven, H., Cardoso, A. C., Thieu, V., Garnier, J.,
1217 Curtis, C., Howarth, R. W., & Johnes, P. (2011) Nitrogen as a threat to European water
1218 quality. doi:10.1111/j.1365-2486.2011.02576.x.
- 1219 Gros, P. and Prouzet, P. (2014) 4. The Impact of Global Change on the Dynamics of Marine Living
1220 Resources. In: *Ecosystem Sustainability and Global Change*. (eds A. Monaco and P.
1221 Prouzet). John Wiley & Sons, Hoboken, NJ, USA, pp 113–212.
- 1222 Grosholz, E. (2002) Ecological and evolutionary consequences of coastal invasions. *Trends in*
1223 *Ecology & Evolution* **17**, 22–27. doi:10.1016/S0169-5347(01)02358-8.
- 1224 Guhl, B., Stürenberg, F.-J. and Santora, G. (2014) Contaminant levels in the European eel (*Anguilla*
1225 *anguilla*) in North Rhine-Westphalian rivers. *Environmental Sciences Europe* **26**, 26.
1226 doi:10.1186/s12302-014-0026-1.
- 1227 Haddad, N.M., Brudvig, L.A., Clobert, J., Davies, K.F., Gonzales, A., Holt, R.D., Lovejoy, T.E.,
1228 Sexton, J.O., Austin, M.P., Collins, C.D., Cook, W.M., Damschen, E.I., Ewers, R.M., Foster,

- 1229 B.L., Jenkins, C.N., King, A.J., Laurance, W.F., Levey, D.J., Magules, C.R., Melbourne,
1230 B.A., Nicholls, A.O., Orrock, J.L., Song, D. and Townshend, J.R. (2015) Habitat
1231 fragmentation and its lasting impact on Earth's ecosystems. *Science Advances* **1**, e1500052.
1232 doi:10.1126/sciadv.1500052.
- 1233 Hadderingh, R.H., Van Der Stoep, J.W. and Hagraken, J.M. (1992) Deflecting eels from water inlets
1234 of power stations with light. *Irish Fisheries Investigations Series A* **36**, 37–41.
- 1235 Halldorsson, T.I., Meltzer, H.M., Thorsdottir, I., Knudsen, V. and Olsen, S.F. (2007) Is high
1236 consumption of fatty fish during pregnancy a risk factor for fetal growth retardation? A
1237 study of 44,824 Danish pregnant women. *American Journal of Epidemiology* **166**, 687–696.
1238 doi: 10.1093/aje/kwm133.
- 1239 Han, Y., Hung, C., Liao, Y. and Tzeng, W. (2010) Population genetic structure of the Japanese eel
1240 *Anguilla japonica*: panmixia at spatial and temporal scales. *Marine Ecology Progress Series*
1241 **401**, 221–232. doi:10.3354/meps08422.
- 1242 Han, Y.-S., Yu, C.-H., Yu, H.-T., Chang, C.-W., Liao, I.-C. and Tzeng, W.-N. (2002) The exotic
1243 American eel in Taiwan: ecological implications. *Journal of Fish Biology* **60**, 1608–1612.
1244 doi: 10.1006/jfbi.2002.2022.
- 1245 Haro, A., Richkus, W., Whalen, K., Hoar, A., Busch, W.-D., Lary, S., Brush, T., & Dixon, D. (2000)
1246 Population decline of the American eel: implications for research and management.
1247 *Fisheries* **25**, 7–16. doi: 10.1577/1548-8446(2000)025<0007:PDOTAE>2.0.CO;2.
- 1248 Haro, A., Watten, B. and Noreika, J. (2016) Passage of downstream migrant American eels through
1249 an airlift-assisted deep bypass. *Ecological Engineering* **91**, 545–552.
1250 doi:10.1016/j.ecoleng.2016.02.028.
- 1251 Harrad, S. J., Sewart, A. P., Alcock, R., Boumphrey, R., Burnett, V., Duarte-Davidson, R., Halsall,
1252 C., Sanders, G., Waterhouse, K., Wild, S. R., & Jones, K. C. (1994) Polychlorinated

- 1253 biphenyls (PCBs) in the British environment: sinks, sources and temporal trends.
1254 *Environmental Pollution* **85**, 131–146. doi: 10.1016/0269-7491(94)90079-5.
- 1255 Haxton, T.J. and Cano, T.M. (2016) A global perspective of fragmentation on a declining taxon the
1256 sturgeon (Acipenseriformes). *Endangered Species Research* **31**, 203–210. doi:
1257 10.3354/esr00767.
- 1258 Hein, J.L., Arnott, S.A., Roumillat, W.A., Allen, D.M. and de Buron, I. (2014) Invasive
1259 swimbladder parasite *Anguillicoloides crassus*: infection status 15 years after discovery in
1260 wild populations of American eel *Anguilla rostrata*. *Diseases of Aquatic Organisms* **107**,
1261 199–209. doi: 10.3354/dao02686.
- 1262 Heino, M., Pauli, B.D and Dieckmann, U. (2015) Fisheries-induced evolution. *Annual Review of*
1263 *Ecology, Evolution, and Systematics* **46**, 461-480. doi: 10.1146/annurev-ecolsys-112414-
1264 054339.
- 1265 Helfman, G., Bozeman, E. and Brothers, E. (1984) Size, age, and sex of American eels in a Georgia
1266 river. *Transactions of the American Fisheries Society* **113**, 132–141. doi: 10.1577/1548-
1267 8659(1984)113<132:SAASOA>2.0.CO;2.
- 1268 Helfman, G., Facey, D.E., Stanton Hales Jr., L. and Bozeman Jr., E.L. (1987) Reproductive ecology
1269 of the American eel. *American Fisheries Society Symposium* **1**, 42–56.
- 1270 Hizem Habbechi, B., Kraiem, M.M. and Elie, P. (2012) Etude de la contamination de l’anguille
1271 européenne (*Anguilla Anguilla* L., 1758) par *Anguillicoloides crassus* dans quelques
1272 hydrosystèmes de la Tunisie septentrionale: analyse de son impact sur les paramètres de
1273 croissance. *Cybium* **36**, 417–433.
- 1274 Hodson, P.V., Castonguay, M., Couillard, C.M., Desjardins, C., Pelletier, E. and McLeod, R. (1994)
1275 Spatial and Temporal Variations in Chemical Contamination of American Eels, *Anguilla*
1276 *rostrata*, Captured in the Estuary of the St, Lawrence River. *Canadian Journal of Fisheries*
1277 *and Aquatic Sciences* **51**, 464–478. doi: 10.1139/f94-049.

- 1278 Horreo, J.L., Martinez, J.L., Ayllon, F., Pola, I.G., Monteoliva, J.A., Heland, M. and Garcia-
1279 Vazquez, E. (2011) Impact of habitat fragmentation on the genetics of populations in
1280 dendritic landscapes. *Freshwater Biology* **56**, 2567–2579. doi: 10.1111/j.1365-
1281 2427.2011.02682.x.
- 1282 Hughes, L. (2000) Biological consequences of global warming: is the signal already apparent?
1283 *Trends in Ecology & Evolution* **15**, 56–61. doi:10.1016/S0169-5347(99)01764-4.
- 1284 Ibbotson, A., Smith, J., Scarlett, P. and Aprhamian, M. (2002) Colonisation of freshwater habitats
1285 by the European eel *Anguilla anguilla*. *Freshwater Biology* **47**, 1696–1706. doi:
1286 10.1046/j.1365-2427.2002.00930.x.
- 1287 ICES (2001) Report of EIFAC/ICES Working Group on Eels. ICES CM 2001/ACFM:03, 87 pp. St
1288 Andrews, Canada.
- 1289 ICES (2014) Report of the Joint EIFAAC/ICES Working Group on Eels (WGEEL). ICES CM
1290 2014/ACOM:18, 201 pp. Rome.
- 1291 ICES (2015) Report of the Joint EIFAAC/ICES/GFCM Working Group on Eels (WGEEL). ICES
1292 CM 2015/ACOM:18, 130 pp. Antalya, Turkey.
- 1293 ICES (2009) Report of the Study Group on Anguillid Eels in Saline Waters (SGAESAW). ICES
1294 CM/DFC:06, 183 pp. Sackville, Canada - Gothenburg, Sweden.
- 1295 ICES (2016) Report of the Workshop of the Working Group on Eel and the Working Group on
1296 Biological Effects of Contaminants (WKBECEEL). ICES CM 2015/SSGEPD:20, 98 pp. Os,
1297 Norway.
- 1298 Imbert, H., Labonne, J., Rigaud, C. and Lambert, P. (2010) Resident and migratory tactics in
1299 freshwater European eels are size-dependent. *Freshwater Biology* **55**, 1483–1493. doi:
1300 10.1111/j.1365-2427.2009.02360.x.
- 1301 IPCC (2001) Climate Change 2001: Impacts, adaptation, and vulnerability. In: *Contribution of*
1302 *Working Groups II to the Third Assessment Report of the Intergovernmental Panel on*

- 1303 *Climate Change*. (eds J.J. McCarthy, O.F. Canziani, N.A. Leary, D.J. Dokken and K.S.
1304 White). Cambridge University Press, Cambridge, UK.
- 1305 IPCC (2015) Climate Change 2014: Synthesis Report. In: *Contribution of Working Groups I, II and*
1306 *III to the Fifth Assessment Report of the Intergovernmental Panel on Climate Change*. (eds
1307 R.K. Pachauri and L.A. Meyer). IPCC, Geneva, Switzerland.
- 1308 Itakura, H., Kaino, T., Miyake, Y., Kitagawa, T. and Kimura, S. (2015a) Feeding, condition, and
1309 abundance of Japanese eels from natural and revetment habitats in the Tone River, Japan.
1310 *Environmental Biology of Fishes* **98**, 1871–1888. doi: 10.1007/s10641-015-0404-6.
- 1311 Itakura, H., Kitagawa, T., Miller, M.J. and Kimura, S. (2015b) Declines in catches of Japanese eels
1312 in rivers and lakes across Japan: Have river and lake modifications reduced fishery catches?
1313 *Landscape and Ecological Engineering* **11**, 147–160. doi: 10.1007/s11355-014-0252-0.
- 1314 Jacobsen, M. W., Pujolar, J. M., Gilbert, M. T. P., Moreno-Mayar, J. V., Bernatchez, L., Als, T. D.,
1315 Lobon-Cervia, J., & Hansen, M. M. (2014) Speciation and demographic history of Atlantic
1316 eels (*Anguilla anguilla* and *A. rostrata*) revealed by mitogenome sequencing. *Heredity* **113**,
1317 432–442. doi:10.1038/hdy.2014.44.
- 1318 Jacoby, D., Casselman, J.M., DeLucia, M., Hammerson, G.A. and Gollock, M. (2014) *Anguilla*
1319 *rostrata*. In: *The IUCN Red List of Threatened Species. Version 2014*.
1320 <http://www.iucnredlist.org>.
- 1321 Jacoby, D. and Gollock, M. (2014a) *Anguilla anguilla*. In: *The IUCN Red List of Threatened*
1322 *Species. Version 2014.2*. <http://www.iucnredlist.org>.
- 1323 Jacoby, D. and Gollock, M. (2014b) *Anguilla japonica*. In: *The IUCN Red List of Threatened*
1324 *Species. Version 2014.2*. <http://www.iucnredlist.org>.
- 1325 Jacoby, D. M. P., Casselman, J. M., Crook, V., DeLucia, M.-B., Ahn, H., Kaifu, K., Kurwie, T.,
1326 Sasal, P., Silfvergrip, A. M. C., Smith, K. G., Uchida, K., Walker, A. M., & Gollock, M. J.
1327 (2015) Synergistic patterns of threat and the challenges facing global anguillid eel

- 1328 conservation. *Global Ecology and Conservation* **4**, 321–333.
1329 doi:10.1016/j.gecco.2015.07.009.
- 1330 Jansen, H., Winter, H., Bruijs, M. and Polman, H. (2007) Just go with the flow? Route selection and
1331 mortality during downstream migration of silver eels in relation to river discharge. *ICES*
1332 *Journal of Marine Science* **64**, 1437–1443. doi: 10.1093/icesjms/fsm132.
- 1333 Järup, L. (2003) Hazards of heavy metal contamination. *British Medical Bulletin* **68**, 167–182.
1334 doi:10.1093/bmb/ldg032.
- 1335 Jellyman, D. (2016) Management and fisheries of Australasian eels (*Anguilla australis*, *Anguilla*
1336 *dieffenbachii*, *Anguilla reinhardtii*). In: *Biology and Ecology of Anguillid Eels*. (ed T. Arai),
1337 CRC Press, Boca Raton, Florida. pp 274–290.
- 1338 Jeltsch, F., Bonte, D., Pe'er, G., Reineking, B., Leimgruber, P., Balkenhol, N., Schröder, B.,
1339 Buchmann, C. M., Mueller, T., Blaum, N., Zurell, D., Böhning-Gaese, K., Wiegand, T.,
1340 Eccard, J. A., Hofer, H., Reeg, J., Eggers, U., & Bauer, S. (2013) Integrating movement
1341 ecology with biodiversity research - exploring new avenues to address spatiotemporal
1342 biodiversity dynamics. *Movement Ecology* **1**, 6. doi:10.1186/2051-3933-1-6.
- 1343 Jessop, B.M. (2010) Geographic effects on American eel (*Anguilla rostrata*) life history
1344 characteristics and strategies. *Canadian Journal of Fisheries and Aquatic Sciences* **67**, 326–
1345 346. doi: 10.1139/F09-189.
- 1346 Jessop, B.M. (2000) Size, and exploitation rate by dip net fishery, of the run of American eel,
1347 *Anguilla rostrata* (LeSueur), elvers in the East River, Nova Scotia. *Dana* **12**, 43–57.
- 1348 Jonsson, B. and Jonsson, N. (2009) A review of the likely effects of climate change on anadromous
1349 Atlantic salmon *Salmo salar* and brown trout *Salmo trutta*, with particular reference to water
1350 temperature and flow. *Journal of Fish Biology* **75**, 2381–2447. doi: 10.1111/j.1095-
1351 8649.2009.02380.x.

- 1352 Jørgensen, D. and Renöfält, B.M. (2013) Damned if you do, dammed if you don't: debates on dam
1353 removal in the Swedish media. *Ecology and Society* **18**, 18. doi: 10.5751/ES-05364-180118.
- 1354 Jouanin, C., Gomes, P., Briand, C., Berger, V., Bau, F., Drouineau, H., Lambert, P., Beaulaton, L., &
1355 Baran, P. (2012) Evaluation des mortalités d'anguilles induites par les ouvrages
1356 hydroélectriques en France-Projet SEA HOPE Silver Eels escApement from HydrOPowEr.
1357 Rapport final convention Irstea-Onema. 70 pp.
- 1358 Junge, C., Museth, J., Hindar, K., Kraabøl, M. and Vøllestad, L.A. (2014) Assessing the
1359 consequences of habitat fragmentation for two migratory salmonid fishes. *Aquatic*
1360 *Conservation: Marine and Freshwater Ecosystems* **24**, 297–311. doi:10.1002/aqc.2391.
- 1361 Kagawa, H., Tanaka, H., Ohta, H., Unuma, T. and Nomura, K. (2005) The first success of glass eel
1362 production in the world: basic biology on fish reproduction advances new applied
1363 technology in aquaculture. *Fish Physiology and Biochemistry* **31**, 193–199. doi:
1364 10.1007/s10695-006-0024-3.
- 1365 Kaifu, K., Tamura, M., Aoyama, J. and Tsukamoto, K. (2010) Dispersal of yellow phase Japanese
1366 eels *Anguilla japonica* after recruitment in the Kojima Bay-Asahi River system, Japan.
1367 *Environmental Biology of Fishes* **88**, 273–282. doi: 10.1007/s10641-010-9640-y.
- 1368 Kammann, U., Brinkmann, M., Freese, M., Pohlmann, J.-D., Stoffels, S., Hollert, H. and Hanel, R.
1369 (2014) PAH metabolites, GST and EROD in European eel (*Anguilla anguilla*) as possible
1370 indicators for eel habitat quality in German rivers. *Environmental Science and Pollution*
1371 *Research* **21**, 2519–2530. doi:10.1007/s11356-013-2121-z.
- 1372 Kennedy, C.R. and Fitch, D.J. (1990) Colonization, larval survival and epidemiology of the
1373 nematode *Anguillicola crassus*, parasitic in the eel, *Anguilla anguilla*, in Britain. *Journal of*
1374 *Fish Biology* **36**, 117–131. doi: 10.1111/j.1095-8649.1990.tb05588.x.
- 1375 Kerambrun, E., Henry, F., Perrichon, P., Courcot, L., Meziane, T., Spilmont, N. and Amara, R.
1376 (2012) Growth and condition indices of juvenile turbot, *Scophthalmus maximus*, exposed to

- 1377 contaminated sediments: effects of metallic and organic compounds. *Aquatic Toxicology*
1378 **108**, 130–140. doi: 10.1016/j.aquatox.2011.07.016.
- 1379 Kettle, A. and Haines, K. (2006) How does the European eel (*Anguilla anguilla*) retain its
1380 population structure during its larval migration across the North Atlantic Ocean? *Canadian*
1381 *Journal of Fisheries and Aquatic Sciences* **63**, 90–106. doi: 10.1139/F05-198.
- 1382 Kettle, A.J., Asbjørn Vøllestad, L. and Wibig, J. (2011) Where once the eel and the elephant were
1383 together: decline of the European eel because of changing hydrology in southwest Europe
1384 and northwest Africa? *Fish and Fisheries* **12**, 380–411. doi:10.1111/j.1467-
1385 2979.2010.00400.x.
- 1386 Kim, H., Kimura, S., Shinoda, A., Kitagawa, T., Sasai, Y. and Sasaki, H. (2007) Effect of El Niño
1387 on migration and larval transport of the Japanese eel (*Anguilla japonica*). *ICES Journal of*
1388 *Marine Science* **64**, 1387–1395. doi:10.1093/icesjms/fsm091.
- 1389 Kimura, S., Inoue, T. and Sugimoto, T. (2001) Fluctuation in the distribution of low-salinity water
1390 in the North Equatorial Current and its effect on the larval transport of the Japanese eel.
1391 *Fisheries Oceanography* **10**, 51–60. doi: 10.1046/j.1365-2419.2001.00159.x.
- 1392 Kimura, S. and Tsukamoto, K. (2006) The salinity front in the North Equatorial Current: A
1393 landmark for the spawning migration of the Japanese eel (*Anguilla japonica*) related to the
1394 stock recruitment. *Deep Sea Research Part II: Topical Studies in Oceanography* **53**, 315–
1395 325. doi:10.1016/j.dsr2.2006.01.009.
- 1396 Kirk, R.S. (2003) The impact of *Anguillicola crassus* on European eels. *Fisheries Management and*
1397 *Ecology* **10**, 385–394. doi: 10.1111/j.1365-2400.2003.00355.x.
- 1398 Kirk, R.S., Kennedy, C.R. and Lewis, J.W. (2000a) Effect of salinity on hatching, survival and
1399 infectivity of *Anguillicola crassus* (Nematoda: *Dracunculoidea*) larvae. *Diseases of Aquatic*
1400 *Organisms* **40**, 211–218. doi: 10.3354/dao040211.

- 1401 Kirk, R.S., Lewis, J.W. and Kennedy, C.R. (2000b) Survival and transmission of *Anguillicola*
1402 *crassus* Kuwahara, Niimi & Itagaki, 1974 (Nematoda) in seawater eels. *Parasitology* **120**,
1403 289–295.
- 1404 Knights, B. (2003) A review of the possible impacts of long-term oceanic and climate changes and
1405 fishing mortality on recruitment of anguillid eels of the Northern Hemisphere. *Science of the*
1406 *Total Environment* **310**, 237–244. doi: 10.1016/S0048-9697(02)00644-7.
- 1407 Knights, B., White, E. and Naismith, I.A. (1996) Stock assessment of European eel, *Anguilla*
1408 *anguilla* L. In: *Stock assessment in inland fisheries*. (ed I.G. Cowx), Oxford: Fishing News
1409 Books. Fishing News Books/Blackwell Scientific, Oxford, UK, pp 431–447.
- 1410 Köhler, H.-R. and Triebkorn, R. (2013) Wildlife ecotoxicology of pesticides: can we track effects
1411 to the population level and beyond? *Science* **341**, 759–765. doi:10.1126/science.1237591.
- 1412 Koops, H. and Hartmann, F. (1989) *Anguillicola*-infestations in Germany and in German eel
1413 imports. *Journal of Applied Ichthyology* **5**, 41–45. doi: 10.1111/j.1439-0426.1989.tb00568.x.
- 1414 Krauss, J., Bommarco, R., Guardiola, M., Heikkinen, R. K., Helm, A., Kuussaari, M., Lindborg, R.,
1415 Öckinger, E., Pärtel, M., Pino, J., Pöyry, J., Raatikainen, K. M., Sang, A., Stefanescu, C.,
1416 Teder, T., Zobel, M., & Steffan-Dewenter, I. (2010) Habitat fragmentation causes immediate
1417 and time-delayed biodiversity loss at different trophic levels. *Ecology Letters* **13**, 597–605.
1418 doi:10.1111/j.1461-0248.2010.01457.x.
- 1419 de Lafontaine, Y. Gagnon, P. and Côté, B. (2009) Abundance and individual size of American eel
1420 (*Anguilla rostrata*) in the St. Lawrence River over the past four decades. *Hydrobiologia* **647**,
1421 185–198. doi:10.1007/s10750-009-9850-5.
- 1422 Langenfelds, R.L., Steele, L.P., Leist, M.A., Krummel, P.B., Spencer, D.A. and Howden, R.T.
1423 (2011) Atmospheric methane, carbon dioxide, hydrogen, carbon monoxide, and nitrous
1424 oxide from Cape Grim flask air samples analysed by gas chromatography, Baseline 2007-
1425 2008. In: Baseline Atmospheric Program (Australia) 2007-2008. (eds N. Derek and P.B.

- 1426 Krummel). Australian Bureau of Meteorology and CSIRO Marine and Atmospheric
1427 Research, Melbourne, Australia, pp 62–66.
- 1428 Larinier, M. (2001) Environmental issues, dams and fish migrations. In: *Dams, fish and fisheries:
1429 Opportunities, challenges and conflict resolution*. FAO fisheries technical paper 419. pp 45–
1430 90.
- 1431 Lassalle, G., Béguer, M., Beaulaton, L. and Rochard, E. (2008) Diadromous fish conservation plans
1432 need to consider global warming issues: an approach using biogeographical models.
1433 *Biological Conservation* **141**, 1105–1118. doi: 10.1016/j.biocon.2008.02.010.
- 1434 Lassalle, G., Crouzet, P. and Rochard, E. (2009) Modelling the current distribution of European
1435 diadromous fishes: An approach integrating regional anthropogenic pressures. *Freshwater
1436 Biology* **54**, 587–606. doi:10.1111/j.1365-2427.2008.02135.x.
- 1437 Lee, W.-C., Chen, Y.-H., Lee, Y.-C. and Liao, I.C. (2003) The competitiveness of the eel
1438 aquaculture in Taiwan, Japan, and China. *Aquaculture* **221**, 115–124. doi:10.1016/S0044-
1439 8486(03)00004-8.
- 1440 van Leeuwen, C.H.A., Museth, J., Sandlund, O.T., Qvenild, T. and Vøllestad, L.A. (2016) Mismatch
1441 between fishway operation and timing of fish movements: a risk for cascading effects in
1442 partial migration systems. *Ecology and Evolution* **6**, 2414–2425. doi:10.1002/ece3.1937.
- 1443 Lefebvre, F., Contournet, P., Priour, F., Soulas, O. and Crivelli, A.J. (2002) Spatial and temporal
1444 variation in *Anguillicola crassus* counts: results of a 4 year survey of eels in Mediterranean
1445 lagoons. *Diseases of aquatic organisms* **50**, 181–188. doi: 10.3354/dao050181.
- 1446 Lefebvre, F., Fazio, G., Mounaix, B. and Crivelli, A.J. (2013) Is the continental life of the European
1447 eel *Anguilla anguilla* affected by the parasitic invader *Anguillicoloides crassus*?
1448 *Proceedings of the Royal Society B* **280**, 20122916. doi:10.1098/rspb.2012.2916.

- 1449 Liao, I.C. (2001) A general review on aquaculture in Asia: a focus on anguillid eel. In: *The 5th and*
1450 *6th Asian Fisheries Forums.* (ed I.C. Liao). Asian Fisheries Society, AFS Special
1451 Publication no. 11, pp 39–54.
- 1452 Limburg, K.E. and Waldman, J.R. (2009) Dramatic Declines in North Atlantic Diadromous Fishes.
1453 *Bioscience* **59**, 955–965. doi:10.1525/bio.2009.59.11.7.
- 1454 Lin, Y.-S., Poh, Y.-P. and Tzeng, C.-S. (2001) A Phylogeny of Freshwater Eels Inferred from
1455 Mitochondrial Genes. *Molecular Phylogenetics and Evolution* **20**, 252–261.
1456 doi:10.1006/mpev.2001.0969.
- 1457 Linde, A.R., Arribas, P., Sanchez-Galan, S. and Garcia-Vazquez, E. (1996) Eel (*Anguilla anguilla*)
1458 and brown trout (*Salmo trutta*) target species to assess the biological impact of trace metal
1459 pollution in freshwater ecosystems. *Archives of Environmental Contamination and*
1460 *Toxicology* **31**, 297–302. doi: 10.1007/BF00212668.
- 1461 Lobon-Cervia, J. (1999) The decline of eel *Anguilla anguilla* (L.) in a river catchment of northern
1462 Spain 1986-1997. Further evidence for a critical status of eel in Iberian waters. *Archiv für*
1463 *Hydrobiologie* **144**, 245–253.
- 1464 Lymbery, A.J., Morine, M., Kanani, H.G., Beatty, S.J. and Morgan, D.L. (2014) Co-invaders: The
1465 effects of alien parasites on native hosts. *International Journal for Parasitology: Parasites*
1466 *and Wildlife* **3**, 171–177. doi: 10.1016/j.ijppaw.2014.04.002.
- 1467 Maamouri, F., Gargouri, L., Ould Daddah, M. and Bouix, G. (1999) Occurrence of *Anguillicola*
1468 *crassux* (Nematode, *Anguillicolidae*) in the Ichkeul Lake (Northern Tunisia). *Bulletin-*
1469 *European Association of Fish Pathologists* **19**, 17–19.
- 1470 MacFarling Meure, C. (2004) *The natural and anthropogenic variations of carbon dioxide,*
1471 *methane and nitrous oxide during the Holocene from ice core analysis.* PhD-thesis,
1472 University of Melbourne, Australia.

- 1473 MacFarling Meure, C., Etheridge, D., Trudinger, C., Steele, P., Langenfelds, R., Van Ommen, T.,
1474 Smith, A., & Elkins, J. (2006) Law Dome CO₂, CH₄ and N₂O ice core records extended to
1475 2000 years BP. *Geophysical Research Letters* **33**. doi: 10.1029/2006GL026152.
- 1476 MacGregor, R., Casselman, J. M., Allen, W. A., Haxton, T., Dettmers, J. M., Mathers, A., LaPan, S.,
1477 Pratt, T. C., Thompson, P., Stanfield, M., Marcogliese, L., & Dutil, J. D. (2009) Natural
1478 heritage, anthropogenic impacts, and biopolitical issues related to the status and sustainable
1479 management of American eel: a retrospective analysis and management perspective at the
1480 population level. In: *Challenges for diadromous fishes in a dynamic global environment*.
1481 *American Fisheries Society, Symposium*, Vol. 69. pp 713–740.
- 1482 MacGregor, R., Mathers, A., Thompson, P., Casselman, J. M., Dettmers, J. M., LaPan, S., Pratt, T.
1483 C., & Allen, B. (2008) Declines of American eel in North America: complexities associated
1484 with bi-national management. *International Governance of Fisheries Ecosystems. American*
1485 *Fisheries Society*, 357–381.
- 1486 Machut, L.S. and Limburg, K.E. (2008) *Anguillicola crassus* infection in *Anguilla rostrata* from
1487 small tributaries of the Hudson River watershed, New York, USA. *Diseases of Aquatic*
1488 *Organisms* **79**, 37–45. doi: 10.3354/dao01901.
- 1489 Maes, G., Raeymaekers, J., Pampoulie, C., Seynaeve, A., Goemans, G., Belpaire, C. and Volckaert,
1490 F. (2005) The catadromous European eel *Anguilla anguilla* (L.) as a model for freshwater
1491 evolutionary ecotoxicology: Relationship between heavy metal bioaccumulation, condition
1492 and genetic variability. *Aquatic Toxicology* **73**, 99–114. doi: 10.1016/j.aquatox.2005.01.010.
- 1493 Malmqvist, B. and Rundle, S. (2002) Threats to the running water ecosystems of the world.
1494 *Environmental Conservation* **29**, 134–153. doi: 10.1017/S0376892902000097.
- 1495 Marohn, L., Jakob, E. and Hanel, R. (2013) Implications of facultative catadromy in *Anguilla*
1496 *anguilla*. Does individual migratory behaviour influence eel spawner quality? *Journal of*
1497 *Sea Research* **77**, 100–106. doi:10.1016/j.seares.2012.10.006.

- 1498 Mateo, M., Lambert, P., Tétard, S., Castonguay, M., Ernande, B. and Drouineau, H. (2017a) Cause
1499 or consequence? Exploring the role of phenotypic plasticity and genetic polymorphism in
1500 the emergence of phenotypic spatial patterns of the European eel. *Canadian Journal of*
1501 *Fisheries and Aquatic Sciences* **74**, 987-999. doi:10.1139/cjfas-2016-0214.
- 1502 Mateo, M., Lambert, P., Tétard, S. and Drouineau, H. (2017b) Impacts that cause the highest direct
1503 mortality of individuals do not necessarily have the greatest influence on temperate eel
1504 escapement. *Fisheries Research* **193**, 51–59. doi:10.1016/j.fishres.2017.03.024.
- 1505 McCleave, J. (1993) Physical and behavioural controls on the oceanic distribution and migration of
1506 leptocephali. *Journal of Fish Biology* **43**, 243–273. doi: 10.1111/j.1095-
1507 8649.1993.tb01191.x.
- 1508 McDowall, R.M. (1999) Different kinds of diadromy: Different kinds of conservation problems.
1509 *ICES Journal of Marine Science* **56**, 410–413. doi:10.1006/jmsc.1999.0450.
- 1510 McHugh, B., Poole, R., Corcoran, J., Anninou, P., Boyle, B., Joyce, E., Barry Foley, M., &
1511 McGovern, E. (2010) The occurrence of persistent chlorinated and brominated organic
1512 contaminants in the European eel (*Anguilla anguilla*) in Irish waters. *Chemosphere* **79**, 305–
1513 313. doi:10.1016/j.chemosphere.2010.01.029.
- 1514 Meister, A.L. and Flagg, L.N. (1997) Recent developments in the American eel fisheries of eastern
1515 North America. *Focus* **22**, 25–26.
- 1516 Melià, P., Schiavina, M., Gatto, M., Bonaventura, L., Masina, S. and Casagrandi, R. (2013)
1517 Integrating field data into individual-based models of the migration of European eel larvae.
1518 *Marine Ecology Progress Series* **487**, 135–149. doi:10.3354/meps10368.
- 1519 Menzel, A., Sparks, T. H., Estrella, N., Koch, E., Aaasa, A., Ahas, R., Alm-Kübler, K., Bissolli, P.,
1520 Braslavská, O., Briede, A., Chmielewski, F. M., Crepinsek, Z., Curnel, Y., Dahl, Å., Defila,
1521 C., Donnelly, A., Filella, Y., Jatczak, K., Måge, F., Mestre, A., Nordli, Ø., Peñuelas, J.,
1522 Pirinen, P., Remišová, V., Scheifinger, H., Striz, M., Susnik, A., Van, V., Wielgolaski, F.-E.,

- 1523 Zach, S., & Zust, A. (2006) European phenological response to climate change matches the
1524 warming pattern. *Global Change Biology* **12**, 1969–1976. doi:10.1111/j.1365-
1525 2486.2006.01193.x.
- 1526 Millennium Ecosystem Assessment (2005a) *Ecosystems and human well-being*, (Vol. 5). Island
1527 Press Washington, DC.
- 1528 Millennium Ecosystem Assessment (2005b) *Ecosystems and human well-being: biodiversity*
1529 *synthesis*. Island Press Washington, DC.
- 1530 Miller, M.J., Bonhommeau, S., Munk, P., Castonguay, M., Hanel, R. and McCleave, J.D. (2015) A
1531 century of research on the larval distributions of the Atlantic eels: a re-examination of the
1532 data. *Biological Reviews* **90**, 1035–1064. doi:10.1111/brv.12144.
- 1533 Miller, M.J., Feunteun, E. and Tsukamoto, K. (2016) Did a “perfect storm” of oceanic changes and
1534 continental anthropogenic impacts cause northern hemisphere anguillid recruitment
1535 reductions? *ICES Journal of Marine Science* **73**, 43–56. doi:10.1093/icesjms/fsv063.
- 1536 Miller, M.J., Kimura, S., Friedland, K.D., Knights, B., Kim, H., Jellyman, D.J. and Tsukamoto, K.
1537 (2009) Review of ocean-atmospheric factors in the Atlantic and Pacific oceans influencing
1538 spawning and recruitment of anguillid eels. In: *Challenges for Diadromous Fishes in a*
1539 *Dynamic Global Environment. American Fisheries Society Symposium*, Vol. 69. pp 231–249.
- 1540 Milly, P.C.D., Dunne, K.A. and Vecchia, A.V. (2005) Global pattern of trends in streamflow and
1541 water availability in a changing climate. *Nature* **438**, 347–350. doi:10.1038/nature04312.
- 1542 Minaudo, C., Meybeck, M., Moatar, F., Gassama, N. and Curie, F. (2015) Eutrophication mitigation
1543 in rivers: 30 years of trends in spatial and seasonal patterns of biogeochemistry of the Loire
1544 River (1980–2012). *Biogeosciences* **12**, 2549–2563. doi: 10.5194/bg-12-2549-2015.
- 1545 Molnár, K., Székely, C. and Perényi, M. (1994) Dynamics of *Anguillicola crassus* (Nematoda:
1546 Dracunculoidea) infection in eels of Lake Balaton, Hungary. *Folia Parasitologica* **41**, 193–
1547 202.

- 1548 Morée, A.L., Beusen, A.H.W., Bouwman, A.F. and Willems, W.J. (2013) Exploring global nitrogen
1549 and phosphorus flows in urban wastes during the twentieth century. *Global Biogeochemical*
1550 *Cycles* **27**, 836–846. doi:10.1002/gbc.20072.
- 1551 Moriarty, C. and Dekker, W. (1997) Management of the European Eel. *Irish Fisheries Bulletin* **15**,
1552 1–125.
- 1553 Morice, C.P., Kennedy, J.J., Rayner, N.A. and Jones, P.D. (2012) Quantifying uncertainties in global
1554 and regional temperature change using an ensemble of observational estimates: The
1555 HadCRUT4 data set. *Journal of Geophysical Research: Atmospheres* **117**. doi:
1556 10.1029/2011JD017187.
- 1557 Mota, M., Bio, A., Bao, M., Pascual, S., Rochard, E. and C, A. (2015) New insights into biology
1558 and ecology of the Minho River Allis shad (*Alosa alosa* L.): contribution to the conservation
1559 of one of the last European shad population. *Reviews in Fish Biology and Fisheries* **25**, 395-
1560 412. doi: 10.1007/s11160-015-9383-0.
- 1561 Muir, W., Marsh, D., Sandford, B., Smith, S. and Williams, J. (2006) Post-hydropower system
1562 delayed mortality of transported snake river stream-type Chinook salmon: Unraveling the
1563 mystery. *Transactions of the American Fisheries Society* **135**, 1523–1534. doi: 10.1577/T06-
1564 049.1.
- 1565 Munk, P., Hansen, M. M., Maes, G. E., Nielsen, T. G., Castonguay, M., Riemann, L., Sparholt, H.,
1566 Als, T. D., Aarestrup, K., Andersen, N. G., & Bachler, M. (2010) Oceanic fronts in the
1567 Sargasso Sea control the early life and drift of Atlantic eels. *Proceedings of the Royal*
1568 *Society of London B: Biological Sciences*, rspb20100900. doi: 10.1098/rspb.2010.0900.
- 1569 Nathan, R., Getz, W.M., Revilla, E., Holyoak, M., Kadmon, R., Saltz, D. and Smouse, P.E. (2008) A
1570 movement ecology paradigm for unifying organismal movement research. *Proceedings of*
1571 *the National Academy of Sciences* **105**, 19052–19059. doi:10.1073/pnas.0800375105.

- 1572 Neto, A.F., Costa, J.L., Costa, M.J. and Domingos, I. (2010) Epidemiology and pathology of
1573 *Anguillicoloides crassus* in European eel *Anguilla anguilla* from the Tagus estuary
1574 (Portugal). *Diseases of Aquatic Organisms* **88**, 225–233. doi: 10.3354/dao02166.
- 1575 Nicola, G.G., Elvira, B. and Almodóvar, A. (1996) Dams and fish passage facilities in the large
1576 rivers of Spain: effects on migratory species. *Large Rivers* **10**, 375–379. doi:
1577 10.1127/lr/10/1996/375.
- 1578 Nicolas, D., Chaalali, A., Drouineau, H., Lobry, J., Uriarte, A., Borja, A. and Boët, P. (2011) Impact
1579 of global warming on European tidal estuaries: some evidence of northward migration of
1580 estuarine fish species. *Regional Environmental Change* **11**, 639-649. doi: 10.1007/s10113-
1581 010-0196-3.
- 1582 Nijman, V. (2015) CITES-listings, EU eel trade bans and the increase of export of tropical eels out
1583 of Indonesia. *Marine Policy* **58**, 36–41. doi: 10.1016/j.marpol.2015.04.006.
- 1584 Nohara, D., Kitoh, A., Hosaka, M. and Oki, T. (2006) Impact of Climate Change on River
1585 Discharge Projected by Multimodel Ensemble. *Journal of Hydrometeorology* **7**, 1076–1089.
1586 doi:10.1175/JHM531.1.
- 1587 Norton, J., Rollinson, D. and Lewis, J.W. (2005) Epidemiology of *Anguillicola crassus* in the
1588 European eel (*Anguilla anguilla*) from two rivers in southern England. *Parasitology* **130**,
1589 679–686. doi: 10.1017/S0031182004007139.
- 1590 Nunes, B., Capela, R.C., Sérgio, T., Caldeira, C., Gonçalves, F. and Correia, A.T. (2014) Effects of
1591 chronic exposure to lead, copper, zinc, and cadmium on biomarkers of the European eel,
1592 *Anguilla anguilla*. *Environmental Science and Pollution Research* **21**, 5689–5700.
1593 doi:10.1007/s11356-013-2485-0.
- 1594 Occhipinti-Ambrogi, A. and Savini, D. (2003) Biological invasions as a component of global
1595 change in stressed marine ecosystems. *Marine Pollution Bulletin* **46**, 542–551. doi: 10.1016/
1596 S0025-326X(02)00363-6.

- 1597 Oeberst, R. and Fladung, E. (2012) German Eel Model (GEM II) for describing eel, *Anguilla*
1598 *anguilla* (L.), stock dynamics in the river Elbe system. *Informationen aus der*
1599 *Fischereiforschung* **59**, 9–17. doi: 10.3220/Inf959_09-17_2012.
- 1600 Ohji, M., Harino, H. and Arai, T. (2006) Differences in organotin accumulation among ecological
1601 migratory types of the Japanese eel *Anguilla japonica*. *Estuarine, Coastal and Shelf Science*
1602 **69**, 270–290. doi: 10.1016/j.ecss.2006.04.015.
- 1603 Okamura, A., Horie, N., Mikawa, N., Yamada, Y. and Tsukamoto, K. (2014) Recent advances in
1604 artificial production of glass eels for conservation of anguillid eel populations. *Ecology of*
1605 *Freshwater Fish* **23**, 95–110. doi:10.1111/eff.12086.
- 1606 Oliveira, K. (1999) Life history characteristics and strategies of the American eel, *Anguilla rostrata*.
1607 *Canadian Journal of Fisheries and Aquatic Sciences* **56**, 795–802. doi: 10.1139/cjfas-56-5-
1608 795.
- 1609 Oliveira, K. and Hable, W.E. (2010) Artificial maturation, fertilization, and early development of
1610 the American eel (*Anguilla rostrata*). *Canadian Journal of Zoology* **88**, 1121–1128.
1611 doi:10.1139/Z10-081.
- 1612 Oliveira, K. and McCleave, J. (2000) Variation in population and life history traits of the American
1613 eel, *Anguilla rostrata*, in four rivers in Maine. *Environmental Biology of Fishes* **59**, 141–
1614 151. doi: 10.1023/A:1007631108201.
- 1615 Pacariz, S., Westerberg, H. and Björk, G. (2014) Climate change and passive transport of European
1616 eel larvae. *Ecology of Freshwater Fish* **23**, 86–94. doi:10.1111/eff.12048.
- 1617 Palstra, A. and Thillart, G. van den (2009) Artificial Maturation and Reproduction of the European
1618 Eel. In: *Spawning Migration of the European Eel. Fish & Fisheries Series* (eds G. van den
1619 Thillart, S. Dufour and J.C. Rankin). Springer Netherlands, pp 309–331.

- 1620 Palstra, A. and van den Thillart, G. (2010) Swimming physiology of European silver eels (*Anguilla*
1621 *anguilla* L.): Energetic costs and effects on sexual maturation and reproduction. *Fish*
1622 *Physiology and Biochemistry* **36**, 297–322. doi: 10.1007/s10695-010-9397-4.
- 1623 Palstra, A.P., Heppener, D.F.M., Van Ginneken, V.J.T., Székely, C. and Van den Thillart, G. (2007)
1624 Swimming performance of silver eels is severely impaired by the swim-bladder parasite
1625 *Anguillicola crassus*. *Journal of Experimental Marine Biology and Ecology* **352**, 244–256.
1626 doi: 10.1007/s10695-010-9397-4. doi: 10.1016/j.jembe.2007.08.003.
- 1627 Pannetier, P., Caron, A., Campbell, P.G., Pierron, F., Baudrimont, M. and Couture, P. (2016) A
1628 comparison of metal concentrations in the tissues of yellow American eel (*Anguilla rostrata*)
1629 and European eel (*Anguilla anguilla*). *Science of The Total Environment* **569**, 1435–1445.
1630 doi: 10.1016/j.scitotenv.2016.06.232.
- 1631 Patrick, P.H., Sheehan, R.W. and Sim, B. (1982) Effectiveness of a strobe light eel exclusion
1632 scheme. *Hydrobiologia* **94**, 269–277. doi: 10.1007/BF00016408.
- 1633 Pavey, S.A., Gaudin, J., Normandeau, E., Dionne, M., Castonguay, M., Audet, C. and Bernatchez,
1634 L. (2015) RAD Sequencing Highlights Polygenic Discrimination of Habitat Ecotypes in the
1635 Panmictic American Eel. *Current Biology* **26**, 1666–1671. doi:10.1016/j.cub.2015.04.062.
- 1636 Pedersen, M.I., Jepsen, N., Aarestrup, K., Koed, A., Pedersen, S. and Okland, F. (2012) Loss of
1637 European silver eel passing a hydropower station. *Journal of Applied Ichthyology* **28**, 189–
1638 193. doi: 10.1111/j.1439-0426.2011.01913.x.
- 1639 Perkin, J. and Gido, K. (2012) Fragmentation alters stream fish community structure in dendritic
1640 ecological networks. *Ecological Applications* **22**, 2176–2187. doi: 10.1890/12-0318.1.
- 1641 Pe'er, G., McNeely, J.A., Dieterich, M., Jonsson, B.-G., Selva, N., Fitzgerald, J.M. and Nesshöver,
1642 C. (2013) IPBES: Opportunities and Challenges for SCB and Other Learned Societies.
1643 *Conservation Biology* **27**, 1–3. doi: 10.1111/cobi.12000.

- 1644 Pierron, F., Baudrimont, M., Bossy, A., Bourdineaud, J.-P., Brèthes, D., Elie, P. and Massabuau, J.-
1645 C. (2007) Impairment of lipid storage by cadmium in the European eel (*Anguilla anguilla*).
1646 *Aquatic Toxicology* **81**, 304–311. doi: 10.1016/j.aquatox.2006.12.014.
- 1647 Pierron, F, Baudrimont, M., Dufour, S., Elie, P., Bossy, A., Baloché, S., Mesmer-Dudons, N.,
1648 Gonzalez, P., Bourdineaud, J.-P., & Massabuau, J.-C. (2008a) How cadmium could
1649 compromise the completion of the European eel’s reproductive migration. *Environmental*
1650 *Science and Technology* **42**, 4607–4612. doi: 10.1021/es703127c.
- 1651 Pierron, F., Baudrimont, M., Lucia, M., Durrieu, G., Massabuau, J.-C. and Elie, P. (2008b)
1652 Cadmium uptake by the European eel: trophic transfer in field and experimental
1653 investigations. *Ecotoxicology and Environmental Safety* **70**, 10–19. doi:
1654 10.1016/j.ecoenv.2007.11.018.
- 1655 Pierron, F., Bureau, D. C., Moffett, A., Caron, A., Peluhet, L., Daffe, G., Lambert, P., Elie, P.,
1656 Labadie, P., Budzinski, H., Dufour, S., Couture, P., & Baudrimont, M. (2014) Abnormal
1657 Ovarian DNA Methylation Programming during Gonad Maturation in Wild Contaminated
1658 Fish. *Environmental science & technology* **48**, 11688–11695. 10.1016/j.ecoenv.2007.11.018
- 1659 Piper, A.T., Manes, C., Siniscalchi, F., Marion, A., Wright, R.M. and Kemp, P.S. (2015) Response of
1660 seaward-migrating European eel (*Anguilla anguilla*) to manipulated flow fields.
1661 *Proceedings of the Royal Society B* **282**, 20151098. doi:10.1098/rspb.2015.1098.
- 1662 Podgorniak, T., Angelini, A., Blanchet, S., de Oliveira, E., Pierron, F. and Daverat, F. (2015a)
1663 Climbing experience in glass eels: A cognitive task or a matter of physical capacities?
1664 *Physiology & Behavior* **151**, 448–455. doi:10.1016/j.physbeh.2015.08.001.
- 1665 Podgorniak, T., Milan, M., Pujolar, J. M., Maes, G. E., Bargelloni, L., De Oliveira, E., Pierron, F., &
1666 Daverat, F. (2015b) Differences in brain gene transcription profiles advocate for an
1667 important role of cognitive function in upstream migration and water obstacles crossing in
1668 European eel. *BMC Genomics* **16**, 378. doi:10.1186/s12864-015-1589-y.

- 1669 Poole, W., Reynolds, J. and Moriarty, C. (1990) Observations on the silver eel migrations of the
1670 Burrishoole River system, Ireland, 1959 to 1988. *Internationale Revue der Gesamten*
1671 *Hydrobiologie* **75**, 807–815. doi: 10.1002/iroh.19900750621.
- 1672 Postel, S. and Richter, B. (2003) *Rivers for life: managing water for people and nature*. Island
1673 Press, Washington DC, pp 220.
- 1674 Privitera, L., Aarestrup, K. and Moore, A. (2014) Impact of a short-term exposure to tributyl
1675 phosphate on morphology, physiology and migratory behaviour of European eels during the
1676 transition from freshwater to the marine environment. *Ecology of Freshwater Fish* **23**, 171–
1677 180. doi:10.1111/eff.12043.
- 1678
- 1679 Prouzet, P. (2002) Historique des captures de civelles, intensité actuelle de leur exploitation,
1680 variation de leur capturabilité par la pêche professionnelle maritime et indice de colonisation
1681 sur le bassin versant de l'Adour. Rapport final, contrat EC/DG FISH (DGXIV) N, 23 pp.
- 1682 Pujolar, J.M. (2013) Conclusive evidence for panmixia in the American eel. *Molecular Ecology* **22**,
1683 1761–1762. doi:10.1111/mec.12143.
- 1684 Pujolar, J. M., Jacobsen, M. W., Als, T. D., Frydenberg, J., Munch, K., Jónsson, B., Jian, J. B.,
1685 Cheng, L., Maes, G. E., Bernatchez, L., & Hansen, T. (2014) Genome-wide single-
1686 generation signatures of local selection in the panmictic European eel. *Molecular Ecology*
1687 **23**, 2514–2528. doi: 10.1111/mec.12753.
- 1688 Rabalais, N.N., Turner, R.E., Díaz, R.J. and Justić, D. (2009) Global change and eutrophication of
1689 coastal waters. *ICES Journal of Marine Science* **66**, 1528–1537. doi:
1690 10.1093/icesjms/fsp047.
- 1691 Raynal, S., Chatellier, L., Courret, D., Larinier, M. and David, L. (2014) Streamwise bars in fish-
1692 friendly angled trashracks. *Journal of Hydraulic Research* **52**, 426–431.
1693 doi:10.1080/00221686.2013.879540.

- 1694 Raynal, S., Courret, D., Chatellier, L., Larinier, M. and David, L. (2013) An experimental study on
1695 fish-friendly trashracks – Part 1. Inclined trashracks. *Journal of Hydraulic Research* **51**, 56–
1696 66. doi:10.1080/00221686.2012.753646.
- 1697 Reckordt, M., Ubl, C., Wagner, C., Frankowski, J. and Dorow, M. (2014) Downstream migration
1698 dynamics of female and male silver eels (*Anguilla anguilla* L.) in the regulated German
1699 lowland Warnow River. *Ecology of Freshwater Fish* **23**, 7–20. doi:10.1111/eff.12080.
- 1700 Reimer, L.W., Hildebrand, A., Scharberth, D., Walter, U. and others (1994) *Anguillicola crassus* in
1701 the Baltic Sea: Field data supporting transmission in brackish waters. *Diseases of Aquatic*
1702 *Organisms* **18**, 77–79. doi: 10.3354/dao018077.
- 1703 Ricciardi, A. (2007) Are Modern Biological Invasions an Unprecedented Form of Global Change?
1704 *Conservation Biology* **21**, 329–336. doi:10.1111/j.1523-1739.2006.00615.x.
- 1705 Richkus, W.A. and Dixon, D.A. (2003) Review of research and technologies on passage and
1706 protection of downstream migrating catadromous eels at hydroelectric facilities. In: *Biology,*
1707 *Management, and Protection of Catadromous Eels– American Fisheries Symposium 33.* (ed
1708 *D.A. Dixon*). *American Fisheries Society, Bethesda, MD.*, pp 377–388.
- 1709 Riemann, L., Alfredsson, H., Hansen, M. M., Als, T. D., Nielsen, T. G., Munk, P., Aarestrup, K.,
1710 Maes, G. E., Sparholt, H., Petersen, M. I., Bachler, M., & Castonguay, M. (2010) Qualitative
1711 assessment of the diet of European eel larvae in the Sargasso Sea resolved by DNA
1712 barcoding. *Biology Letters* **6**, 819–822. doi:10.1098/rsbl.2010.0411.
- 1713 Rigaud, C., Couillard, C. M., Pellerin, J., Légaré, B., Byer, J. D., Alae, M., Lebeuf, M., Casselman,
1714 J. M., & Hodson, P. V. (2016) Temporal variations in embryotoxicity of Lake Ontario
1715 American eel (*Anguilla rostrata*) extracts to developing *Fundulus heteroclitus*. *Science of*
1716 *the Total Environment* **541**, 765–775. doi: 10.1016/j.scitotenv.2015.09.049
- 1717 Righton, D., Westerberg, H., Feunteun, E., Økland, F., Gargan, P., Amilhat, E., Metcalfe, J., Lobon-
1718 Cervia, J., Sjöberg, N., Simon, J., Acou, A., Vedor, M., Walker, A., Trancart, T., Brämick, U.,

- 1719 & Aarestrup, K. (2016) Empirical observations of the spawning migration of European eels:
1720 The long and dangerous road to the Sargasso Sea. *Science Advances* **2**, e1501694.
1721 doi:10.1126/sciadv.1501694.
- 1722 Ringuet, S., Muto, F. and Raymakers, C. (2002) Eels: their harvest and trade in Europe and Asia.
1723 *Traffic Bulletin* **19**, 80–106.
- 1724 Robinet, T.T. and Feunteun, E.E. (2002) Sublethal effects of exposure to chemical compounds: a
1725 cause for the decline in Atlantic eels? *Ecotoxicology* **11**, 265–277. doi:
1726 10.1023/A:1016352305382.
- 1727 Rockwell, L.S., Jones, K.M.M. and Cone, D.K. (2009) First record of *Anguillicoloides crassus*
1728 (Nematoda) in American eels (*Anguilla rostrata*) in Canadian estuaries, Cape Breton, Nova
1729 Scotia. *Journal of Parasitology* **95**, 483–486. doi: 10.1645/GE-1739.1.
- 1730 Roncarati, A., Melotti, P., Mordenti, O. and Gennari, L. (1997) Influence of stocking density of
1731 European eel (*Anguilla anguilla*, L.) elvers on sex differentiation and zootechnical
1732 performances. *Journal of Applied Ichthyology* **13**, 131–136. doi: 10.1111/j.1439-
1733 0426.1997.tb00112.x.
- 1734 Rougier, T., Drouineau, H., Dumoulin, N., Faure, T., Deffuant, G., Rochard, E. and Lambert, P.
1735 (2014) The GR3D model, a tool to explore the Global Repositioning Dynamics of
1736 Diadromous fish Distribution. *Ecological Modelling* **283**, 31–44.
1737 doi:10.1016/j.ecolmodel.2014.03.019.
- 1738 Rougier, T., Lassalle, G., Drouineau, H., Dumoulin, N., Faure, T., Deffuant, G., Rochard, E., &
1739 Lambert, P. (2015) The Combined Use of Correlative and Mechanistic Species Distribution
1740 Models Benefits Low Conservation Status Species. *PLoS ONE* **10**, e0139194.
1741 doi:10.1371/journal.pone.0139194.
- 1742 Sand, O., Enger, P.S., Karlsen, H.E., Knudsen, F.R., Enger, P.S., Karlsen, H.E. and Knudsen, F.R.
1743 (2001) Detection of infrasound in fish and behavioral responses to intense infrasound in

- 1744 juvenile salmonids and European silver eels: a minireview. In: *Behavioral Technologies for*
1745 *Fish Guidance: American Fisheries Society Symposium*. (ed C.C. Coutant). American
1746 Fisheries Society, Bethesda, MD, pp 183-193.
- 1747 Sand, O., Enger, P.S., Karlsen, H.E., Knudsen, F. and Kvernstuen, T. (2000) Avoidance responses to
1748 infrasound in downstream migrating European silver eels, *Anguilla anguilla*. *Environmental*
1749 *Biology of Fishes* **57**, 327–336. doi: 10.1023/A:1007575426155.
- 1750 Sanderson, F.J., Donald, P.F., Pain, D.J., Burfield, I.J. and van Bommel, F.P.J. (2006) Long-term
1751 population declines in Afro-Palaearctic migrant birds. *Biological Conservation* **131**, 93–105.
1752 doi:10.1016/j.biocon.2006.02.008.
- 1753 Schmidt, J. (1923) Breeding places and migrations of the eel. *Nature* **111**, 51–54.
- 1754 Schuhmacher, M., Batiste, J., Bosque, M.A., Domingo, J.L. and Corbella, J. (1994) Mercury
1755 concentrations in marine species from the coastal area of Tarragona Province, Spain. Dietary
1756 intake of mercury through fish and seafood consumption. *Science of the Total Environment*
1757 **156**, 269–273. doi: 10.1016/0048-9697(94)90193-7.
- 1758 Secor, D. (2015a) *Migration Ecology of Marine Fishes*. Johns Hopkins University Press, Baltimore.
- 1759 Secor, D.H. (2015b) American Eel: When Does Diversity Matter? *Fisheries* **40**, 462–463. doi:
1760 10.1080/03632415.2015.1073152.
- 1761 Shiraishi, H. and Crook, V. (2015) *Eel market dynamics: an analysis of Anguilla production*.
1762 TRAFFIC, Tokyo, Japan.
- 1763 Simberloff, D. (2012) Sustainability of biodiversity under global changes, with particular reference
1764 to biological invasions. In: *Sustainability Science: The Emerging Paradigm and the Urban*
1765 *Environment*. Springer, pp 139–157.
- 1766 Sinha, V.R.P. and Jones, J.W. (1967) On the food of the freshwater eels and their feeding
1767 relationship with the salmonids. *Journal of Zoology* **153**, 119–137.

- 1768 Soulé, M.E. (1991) Conservation: tactics for a constant crisis. *Science* **253**, 744. doi:
1769 10.1126/science.253.5021.744.
- 1770 Sprengel, G., Lüchtenberg, H. and others (1991) Infection by endoparasites reduces maximum
1771 swimming speed of European smelt *Osmerus eperlanus* and European eel *Anguilla anguilla*.
1772 *Diseases of Aquatic Organisms* **11**, 31–35. doi: 10.3354/dao011031.
- 1773 Spurgeon, D. (2000) Global warming threatens extinction for many species. *Nature* **407**, 121–121.
1774 doi:10.1038/35025266.
- 1775 Steffen, W., Broadgate, W., Deutsch, L., Gaffney, O. and Ludwig, C. (2015) The trajectory of the
1776 Anthropocene: the great acceleration. *The Anthropocene Review* **2**, 81–98. doi:
1777 10.1177/2053019614564785.
- 1778 Steffen, W., Sanderson, A., Tyson, P. D., Jäger, J., Matson, P. A., Moore III, B., Oldfield, F.,
1779 Richardson, K., Schellnhuber, H. J., Turner II, B. L., & Wasson, R. J. (2005) *Global Change*
1780 *and the Earth System*, (Global Change — The IGBP Series). Springer-Verlag,
1781 Berlin/Heidelberg.
- 1782 Streit, B. (1998) Bioaccumulation of contaminants in fish. In: *Fish Ecotoxicology*. (eds T.
1783 Braunbeck, V.B. Hindon and B. Streit). Birkhäuser Verlag, Basel, Switzerland, pp 353–387.
- 1784 Sutherland, W., Freckleton, R., Godfray, H., Beissinger, S., Benton, T., Cameron, D., Carmel, Y.,
1785 Coomes, D., Coulson, T., Emmerson, M., Hails, R., Hays, G., Hodgson, D., Hutchings, M.,
1786 Johnson, D., Jones, J., Keeling, M., Kokko, H., Kunin, W., Lambin, X., Lewis, O., Malhi, Y.,
1787 Mieszkowska, N., Milner-Gulland, E., Norris, K., Phillimore, A., Purves, D., Reid, J.,
1788 Reuman, D., Thompson, K., Travis, J., Turnbull, L., Wardle, D., & Wiegand, T. (2013)
1789 Identification of 100 fundamental ecological questions. *Journal of Ecology* **101**, 58–67. doi:
1790 10.1111/1365-2745.12025.
- 1791 Székely, C., Palstra, A., Molnár, K. and van den Thillart, G. (2009) Impact of the swim-bladder
1792 Parasite on the health and performance of European eels. In: *Spawning Migration of the*

- 1793 *European Eel. Fish & Fisheries Series* (eds G. Van Den Thillart, S. Dufour and J.C.
1794 Rankin). Springer, Netherlands, pp 201–226.
- 1795 Tanaka, E. (2014) Stock assessment of Japanese eels using Japanese abundance indices. *Fisheries*
1796 *Science* **80**, 1129–1144. doi:10.1007/s12562-014-0807-x.
- 1797 Tanaka, H., Kagawa, H. and Ohta, H. (2001) Production of leptocephali of Japanese eel (*Anguilla*
1798 *japonica*) in captivity. *Aquaculture* **201**, 51–60. doi: 10.1016/S0044-8486(01)00553-1.
- 1799 Tanaka, H., Kagawa, H., Ohta, H., Unuma, T. and Nomura, K. (2003) The first production of glass
1800 eel in captivity: fish reproductive physiology facilitates great progress in aquaculture. *Fish*
1801 *Physiology and Biochemistry* **28**, 493–497. doi: 10.1023/B:FISH.0000030638.56031.ed.
- 1802 Tatsukawa, K. (2003) Eel Resources in East Asia. In: *Eel Biology*. (eds K. Aida, K. Tsukamoto and
1803 K. Yamauchi). Springer Japan, pp 293–298.
- 1804 Terborgh, J., Lopez, L., Nuñez, P., Rao, M., Shahabuddin, G., Orihuela, G., Riveros, M., Ascanio,
1805 R., Adler, G. H., Lambert, T. D., & Balbas, L. (2001) Ecological Meltdown in Predator-Free
1806 Forest Fragments. *Science* **294**, 1923–1926. doi:10.1126/science.1064397.
- 1807 Tesch, F.W. (2003) *The Eel*. Blackwell Publishing, Oxford, UK.
- 1808 Thomas, C. D., Cameron, A., Green, R. E., Bakkenes, M., Beaumont, L. J., Collingham, Y. C.,
1809 Erasmus, B. F. N., de Siqueira, M. F., Grainger, A., Hannah, L., Hughes, L., Huntley, B., van
1810 Jaarsveld, A. S., Midgley, G. F., Miles, L., Ortega-Huerta, M. A., Peterson, A. T., Phillips, O.
1811 L., & Williams, S. E. (2004) Extinction risk from climate change. *Nature* **427**, 145–148. doi:
1812 10.1038/nature02121.
- 1813 Tilman, D., Fargione, J., Wolff, B., D'Antonio, C., Dobson, A., Howarth, R., Schindler, D.,
1814 Schlesinger, W. H., Simberloff, D., & Swackhamer, D. (2001) Forecasting Agriculturally
1815 Driven Global Environmental Change. *Science* **292**, 281–284. doi:10.1126/science.1057544.
- 1816 Tilman, D., May, R.M., Lehman, C.L. and Nowak, M.A. (1994) Habitat destruction and the
1817 extinction debt. *Nature* **371**, 65–66. doi:10.1038/371065a0.

- 1818 Tischendorf, L. and Fahrig, L. (2000a) How should we measure landscape connectivity? *Landscape*
1819 *Ecology* **15**, 633–641. doi: 10.1023/A:1008177324187.
- 1820 Tischendorf, L. and Fahrig, L. (2000b) On the usage and measurement of landscape connectivity.
1821 *Oikos* **90**, 7–19. doi: 10.1034/j.1600-0706.2000.900102.x.
- 1822 Trancart, T., Acou, A., Oliveira, E.D. and Feunteun, E. (2013) Forecasting animal migration using
1823 SARIMAX: an efficient means of reducing silver eel mortality caused by turbines.
1824 *Endangered Species Research* **21**, 181–190. doi:10.3354/esr00517.
- 1825 Tremblay, V., Cossette, C., Dutil, J.-D., Verreault, G. and Dumont, P. (2016) Assessment of
1826 upstream and downstream passability for eel at dams. *ICES Journal of Marine Science* **73**,
1827 22–32. doi:10.1093/icesjms/fsv106.
- 1828 Tsukamoto, K. (1992) Discovery of the spawning area for Japanese eel. *Nature* **356**, 789–791.
1829 doi:10.1038/356789a0.
- 1830 Tsukamoto, K. (1990) Recruitment mechanism of the eel, *Anguilla japonica*, to the Japanese coast.
1831 *Journal of Fish Biology* **36**, 659–671. doi:10.1111/j.1095-8649.1990.tb04320.x.
- 1832 Tsukamoto, K. and Aoyama, J. (1998) Evolution of freshwater eels of the genus *Anguilla*: a
1833 probable scenario. *Environmental Biology of Fishes* **52**, 139–148.
1834 doi:10.1023/A:1007427724175.
- 1835 Tsukamoto, K., Aoyama, J. and Miller, M.J. (2003) Present status of the Japanese eel: resources and
1836 recent research. In: *Proceedings of the 2003 International Eel Symposium*, Vol. 2003. (eds
1837 J.M. Casselman and D.K. Cairns). American Fisheries Society, Bethesda, MD, pp 21–35.
- 1838 Tsukamoto, K., Aoyama, J. and Miller, M.J. (2009) Present status of the Japanese eel: resources and
1839 recent research. In: *Eels at the edge: American Fisheries Society, Symposium*, Vol. 58. (eds
1840 J.M. Casselman and D.K. Cairns). American Fisheries Society, Bethesda, MD, pp 21–35.
- 1841 Tsukamoto, K., Chow, S., Otake, T., Kurogi, H., Mochioka, N., Miller, M. J., Aoyama, J., Kimura,
1842 S., Watanabe, S., Yoshinaga, T., Shinoda, A., Kuroki, M., Oya, M., Watanabe, T., Hata, K.,

- 1843 Ijiri, S., Kazeto, Y., Nomura, K., & Tanaka, H. (2011) Oceanic spawning ecology of
1844 freshwater eels in the western North Pacific. *Nature Communications* **2**, 179.
1845 doi:10.1023/A:1007427724175.
- 1846 Tsukamoto, K., Nakai, I. and Tesch, W.-V. (1998) Do all freshwater eels migrate? *Nature* **396**, 635–
1847 636. doi: 10.1038/25264.
- 1848 Turner, S.J., Thrush, S.F., Hewitt, J.E., Cummings, V.J. and Funnell, G. (1999) Fishing impacts and
1849 the degradation or loss of habitat structure. *Fisheries Management and Ecology* **6**, 401–420.
1850 doi:10.1046/j.1365-2400.1999.00167.x.
- 1851 Tylianakis, J.M., Didham, R.K., Bascompte, J. and Wardle, D.A. (2008) Global change and species
1852 interactions in terrestrial ecosystems. *Ecology Letters* **11**, 1351–1363. doi:10.1111/j.1461-
1853 0248.2008.01250.x.
- 1854 Tzeng, W.-N. (1984) An estimate of the exploitation rate of *Anguilla japonica* elvers immigrating
1855 into the coastal waters off Shuang-Chi River, Taiwan. *Bulletin of the Institute of Zoology,*
1856 *Academia Sinica* **23**, 173–180.
- 1857 Tzeng, W.-N. (2016) Fisheries, Stocks Decline and Conservation of Anguillid Eel. In: *Biology and*
1858 *Ecology of Anguillid Eels*. (ed T. Arai). CRC Press, Boca Raton, FL, pp 291–324.
- 1859 Ulrik, M. G., Pujolar, J. M., Ferchaud, A.-L., Jacobsen, M. W., Als, T. D., Gagnaire, P. A.,
1860 Frydenberg, J., Bøcher, P. K., Jónsson, B., Bernatchez, L., & Hansen, M. M. (2014) Do
1861 North Atlantic eels show parallel patterns of spatially varying selection? *BMC Evolutionary*
1862 *Biology* **14**, 138. doi:10.1186/1471-2148-14-138.
- 1863 United States National Research Council (2000) *Global change ecosystems research*. National
1864 Academies Press, Washington, DC.
- 1865 Urban, M.C. (2015) Accelerating extinction risk from climate change. *Science* **348**, 571–573.
1866 doi:10.1126/science.aaa4984.

- 1867 Van Den Thillart, G., Palstra, A. and Van Ginneken, V. (2007) Simulated migration of European
1868 silver eel; swim capacity and cost of transport. *Journal of Marine Science and Technology*
1869 **15**, 1–16.
- 1870 Van Den Thillart, G., Van Ginneken, V., Körner, F., Heijmans, R., Van Der Linden, R. and Gluvers,
1871 A. (2004) Endurance swimming of European eel. *Journal of Fish Biology* **65**, 312–318. doi:
1872 10.1111/j.1095-8649.2004.00447.x.
- 1873 Van Metre, P.C., Wilson, J.T., Callender, E. and Fuller, C.C. (1998) Similar rates of decrease of
1874 persistent, hydrophobic and particle-reactive contaminants in riverine systems.
1875 *Environmental Science & Technology* **32**, 3312–3317. doi: 10.1021/es9801902.
- 1876 Van Oostdam, J., Donaldson, S. G., Feeley, M., Arnold, D., Ayotte, P., Bondy, G., Chan, L.,
1877 Dewailly, É., Furgal, C. M., Kuhnlein, H., Loring, E., Muckle, G., Myles, E., Receveur, O.,
1878 Tracy, B., Gill, U., & Kalhok, S. (2005) Human health implications of environmental
1879 contaminants in Arctic Canada: A review. *Science of The Total Environment* **351–352**, 165–
1880 246. doi:10.1016/j.scitotenv.2005.03.034.
- 1881 Vélez-Espino, L.A. and Koops, M.A. (2009) A synthesis of the ecological processes influencing
1882 variation in life history and movement patterns of American eel: towards a global
1883 assessment. *Reviews in Fish Biology and Fisheries* **20**, 163–186. doi:10.1007/s11160-009-
1884 9127-0.
- 1885 Verbiest, H., Breukelaar, A., Ovidio, M., Philippart, J.-C. and Belpaire, C. (2012) Escapement
1886 success and patterns of downstream migration of female silver eel *Anguilla anguilla* in the
1887 River Meuse. *Ecology of Freshwater Fish* **21**, 395–403. doi:10.1111/j.1600-
1888 0633.2012.00559.x.
- 1889 Verhoeven, J.T.A., Arheimer, B., Yin, C. and Hefting, M.M. (2006) Regional and global concerns
1890 over wetlands and water quality. *Trends in Ecology & Evolution* **21**, 96–103.
1891 doi:10.1016/j.tree.2005.11.015.

- 1892 Verreault, G. and Dumont, P. (2003) An estimation of American eel escapement from the upper St.
1893 Lawrence River and Lake Ontario in 1996 and 1997. In: *Biology, management, and*
1894 *protection of catadromous eels – American Fisheries Symposium 33*, Vol. 33. (ed D.A.
1895 Dixon). American Fisheries Society, Bethesda, MD, pp 243–251.
- 1896 Verreault, G., Dumont, P. and Mailhot, Y. (2004) Habitat losses and anthropogenic barriers as a
1897 cause of population decline for American eel (*Anguilla rostrata*) in the St. Lawrence
1898 watershed, Canada. *ICES CM 2004/S:04*.
- 1899 Verreault, G., Mingelbier, M. and Dumont, P. (2012) Spawning migration of American eel *Anguilla*
1900 *rostrata* from pristine (1843-1872) to contemporary (1963-1990) periods in the St Lawrence
1901 Estuary, Canada. *Journal of Fish Biology* **81**, 387–407. doi: 10.1111/j.1095-
1902 8649.2012.03366.x.
- 1903 Vilà, M., Basnou, C., Pyšek, P., Josefsson, M., Genovesi, P., Gollasch, S., Nentwig, W., Olenin, S.,
1904 Roques, A., Roy, D., Hulme, P. E., Andriopoulos, P., Arianoutsou, M., Bazos, I., Kokkoris,
1905 I., Yannitsaros, A., Zikos, A., Augustin, S., Cochard, P.-O., Lopez-Vaamonde, C., Sauvard,
1906 D., Yart, A., Bacher, S., Bretagnolle, F., Gasquez, J., Chiron, F., Kark, S., Shirley, S.,
1907 Clergeau, P., Cocquempot, C., Coeur, d’Acier, Dorkeld, F., Migeon, A., Navajas, M., David,
1908 M., Delipetrou, P., Georghiou, K., Desprez-Loustau, M.-L., Didziulis, V., Essl, F., Rabitsch,
1909 W., Hejda, M., Jarosik, V., Pergl, J., Perglová, I., Kühn, I., Winter, M., Kühn, P. W., Marcer,
1910 A., Pino, J., McLoughlin, M., Minchin, D., Panov, V. E., Pascal, M., Paboljsaj, K., Scalera,
1911 R., Sedláček, O., & Zagatti, P. (2010) How well do we understand the impacts of alien
1912 species on ecosystem services? A pan-European, cross-taxa assessment. *Frontiers in*
1913 *Ecology and the Environment* **8**, 135–144. doi:10.1890/080083.
- 1914 Visser, M.E. (2008) Keeping up with a warming world; assessing the rate of adaptation to climate
1915 change. *Proceedings of the Royal Society of London B* **275**, 649–659.
1916 doi:10.1098/rspb.2007.0997.

- 1917 Vitousek, P.M., D'antonio, C.M., Loope, L.L., Rejmanek, M. and Westbrooks, R. (1997) Introduced
1918 species: a significant component of human-caused global change. *New Zealand Journal of*
1919 *Ecology*, 1–16.
- 1920 Vladykov, V.D. (1966) Remarks on the American Eel (*Anguilla rostrata* LeSueur). Sizes of elvers
1921 entering streams; the relative abundance of adult males and females; and present economic
1922 importance of eels in North America. *Verhandlungen der Internationalen Vereinigung für*
1923 *Theoretische und Angewandte Limnologie* **16**, 1007–1017.
- 1924 van Vliet, M.T.H., Franssen, W.H.P., Yearsley, J.R., Ludwig, F., Haddeland, I., Lettenmaier, D.P.
1925 and Kabat, P. (2013) Global river discharge and water temperature under climate change.
1926 *Global Environmental Change* **23**, 450–464. doi:10.1016/j.gloenvcha.2012.11.002.
- 1927 Vøllestad, L.A. (1992) Geographic variation in age and length at metamorphosis of maturing
1928 European eel - Environmental effects and phenotypic plasticity. *Journal of Animal Ecology*
1929 **61**, 41–48. doi: 10.2307/5507.
- 1930 Vøllestad, L.A. and Jonsson, B. (1988) A 13-year study of population dynamics and growth of the
1931 European eel *Anguilla anguilla* in a Norwegian River: evidence for density-dependent
1932 mortality, and development of a model for predicting yield. *Journal of Animal Ecology* **57**,
1933 983–997. doi: 10.2307/5106.
- 1934 Vøllestad, L.A., Jonsson, B., Hvidsten, N.A., Næsje, T.F., Haraldstad, Ø. and Ruud-Hansen, J.
1935 (1986) Environmental factors regulating the seaward migration of European silver eels
1936 (*Anguilla anguilla*). *Canadian Journal of Fisheries and Aquatic Sciences* **43**, 1909–1916.
1937 doi: 10.1139/f86-236.
- 1938 Walther, G.-R., Post, E., Convey, P., Menzel, A., Parmesan, C., Beebee, T. J., Fromentin, J.-M.,
1939 Hoegh-Guldberg, O., & Bairlein, F. (2002) Ecological responses to recent climate change.
1940 *Nature* **416**, 389–395. doi: 10.1038/416389a.

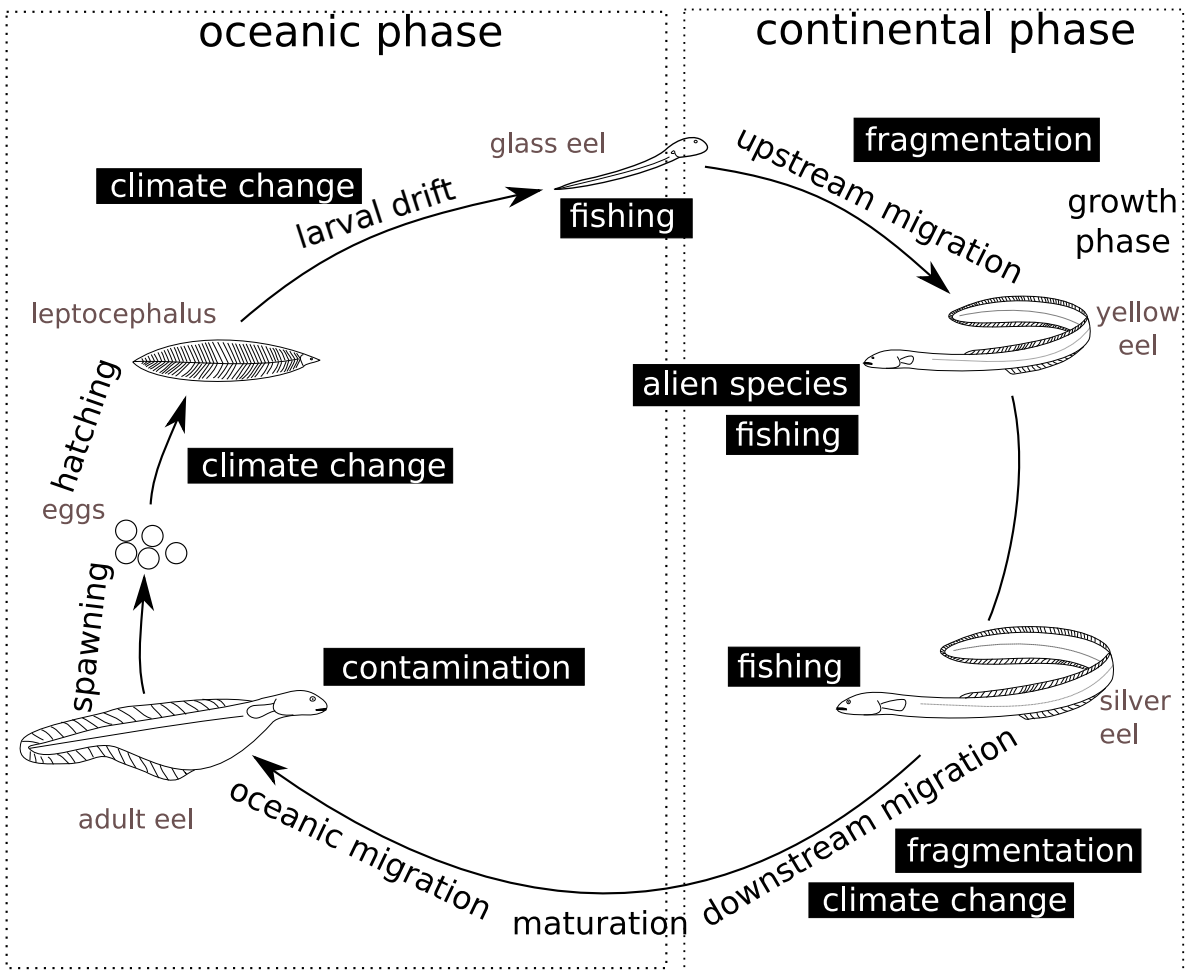
- 1941 Western, D. (2001) Human-modified ecosystems and future evolution. *Proceedings of the National*
1942 *Academy of Sciences* **98**, 5458–5465. doi:10.1073/pnas.101093598.
- 1943 Wilcove, D.S. and Wikelski, M. (2008) Going, Going, Gone: Is Animal Migration Disappearing.
1944 *PLoS Biology* **6**, e188. doi:10.1371/journal.pbio.0060188.
- 1945 Williams, J., Smith, S. and Muir, W. (2001) Survival estimates for downstream migrant yearling
1946 juvenile salmonids through the Snake and Columbia rivers hydropower system, 1966-1980
1947 and 1993-1999. *North American Journal of Fisheries Management* **21**, 310–317. doi:
1948 10.1577/1548-8675(2001)021<0310:SEFDMY>2.0.CO;2.
- 1949 Winter, H., Jansen, H. and Bruijs, M. (2006) Assessing the impact of hydropower and fisheries on
1950 downstream migrating silver eel, *Anguilla anguilla*, by telemetry in the River Meuse.
1951 *Ecology of Freshwater Fish* **15**, 221–228. doi: 10.1111/j.1600-0633.2006.00154.x.
- 1952 Wolanski, E., McLusky, D., van den Belt, M. and Costanza, R. (2011) *Ecological Economics of*
1953 *Estuaries and Coasts*, (Vol. 12). Academic Press, London, UK.
- 1954 Würtz, J. and Taraschewski, H. (2000) Histopathological changes in the swimbladder wall of the
1955 European eel *Anguilla anguilla* due to infections with *Anguillicola crassus*. *Diseases of*
1956 *Aquatic Organisms* **39**, 121–134. doi: 10.3354/dao039121.
- 1957 Yang, H.-N. and Chen, H.-C. (1996) Uptake and elimination of cadmium by Japanese eel, *Anguilla*
1958 *japonica*, at various temperatures. *Bulletin of Environmental Contamination and Toxicology*
1959 **56**, 670–676. doi: 10.1007/s001289900098.
- 1960 Yokouchi, K., Fukuda, N., Miller, M.J., Aoyama, J., Daverat, F. and Tsukamoto, K. (2012)
1961 Influences of early habitat use on the migratory plasticity and demography of Japanese eels
1962 in central Japan. *Estuarine, Coastal and Shelf Science* **107**, 132–140. doi:
1963 10.1016/j.ecss.2012.05.009.

- 1964 Yokouchi, K., Kaneko, Y., Kaifu, K., Aoyama, J., Uchida, K. and Tsukamoto, K. (2014)
- 1965 Demographic survey of the yellow-phase Japanese eel *Anguilla japonica* in Japan. *Fisheries*
- 1966 *Science* **80**, 543–554. doi:10.1007/s12562-014-0735-9.
- 1967 Zenimoto, K., Kitagawa, T., Miyazaki, S., Sasai, Y., Sasaki, H. and Kimura, S. (2009) The effects of
- 1968 seasonal and interannual variability of oceanic structure in the western Pacific North
- 1969 Equatorial Current on larval transport of the Japanese eel *Anguilla japonica*. *Journal of Fish*
- 1970 *Biology* **74**, 1878–1890. doi:10.1007/s12562-014-0735-9.
- 1971
- 1972
- 1973

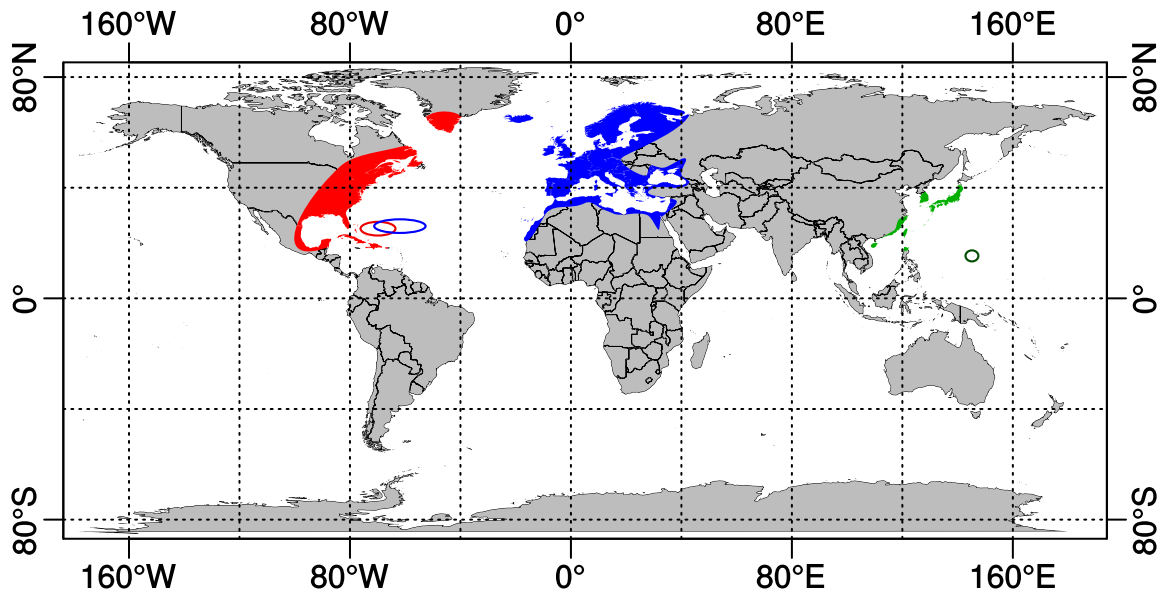
1974 **Table 1** Main references exploring the impact of oceanic conditions on recruitment

Reference	Species	Oceanic index	Proposed mechanisms
(Desaunay and Guerault 1997)	European eel	Oceanic temperature	Food availability
(Kimura <i>et al.</i> 2001)	Japanese eel	Southern Oscillation Index El Niño/Southern Oscillation	Oscillations of the salinity front that affects larvae growth and survival during their migration
(ICES 2001)	American and European eels	North Atlantic Oscillation Index	Changes of transport due to modification of Gulf Stream path Trophic limitations due to oscillation in plankton abundance
(Knights 2003)	American and European eels	North Atlantic Oscillation Index Sea Surface Temperature	Changes of transport due to modification of Gulf Stream path Trophic limitations due to oscillation in plankton abundance
(Kettle and Haines 2006)	European eel	Lagrangian circulation model,	Food availability
(Kimura and Tsukamoto 2006)	Japanese eel	Field observation on salinity front	Oscillations of spawning location due to movements of salinity front induced by El Niño
(Friedland <i>et al.</i> 2007)	European eel and presumably American eel	North Atlantic Oscillation	Food availability in the Sargasso Sea larval drift
(Kim <i>et al.</i> 2007)	Japanese eel	Lagrangian circulation model	Success of larval transport due to oscillation of the North Equatorial Current
(Bonhommeau <i>et al.</i> 2008b)	European eel	Sea surface temperature in the Sargasso Sea	Food availability
(Bonhommeau <i>et al.</i> 2009)	European eel	Lagrangian circulation model North Atlantic Oscillation Index Transport Index	Oscillations biological production in the Sargasso Sea

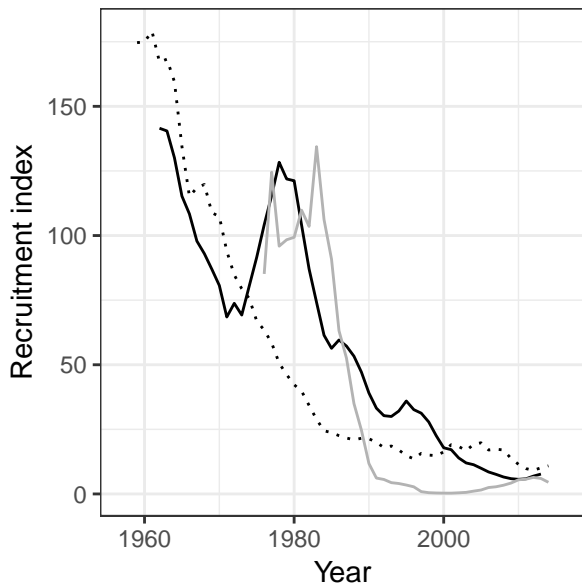
		Gulf Stream Index	
(Zenimoto <i>et al.</i> 2009)	Japanese eel	Lagrangian circulation model	Success of larval transport due to oscillation of the North Equatorial Current
(Munk <i>et al.</i> 2010)	European eel and presumably American eel	Field observations of oceanic fronts in the Sargasso Sea	Oscillations of fronts that alter the efficiency of retention on feeding grounds
(Durif <i>et al.</i> 2011)	European eel	Analysis of a 100-year old time series of eel abundance	Relationship to NAO and temperature conditions in the Sargasso Sea
(Pacariz <i>et al.</i> 2014)	European eel	Lagrangian circulation model	Decline of success of larval transport due to current modifications (rejected)
(Miller <i>et al.</i> 2016)	European, Japanese and American eels	Field measurement of diatoms and cyanobacterial abundances in the Sargasso Sea	Lower availability of food after oceanic regime shift



1977 **Figure 1** Lifecycle of the 3 *Anguilla* species and effects of global change components.

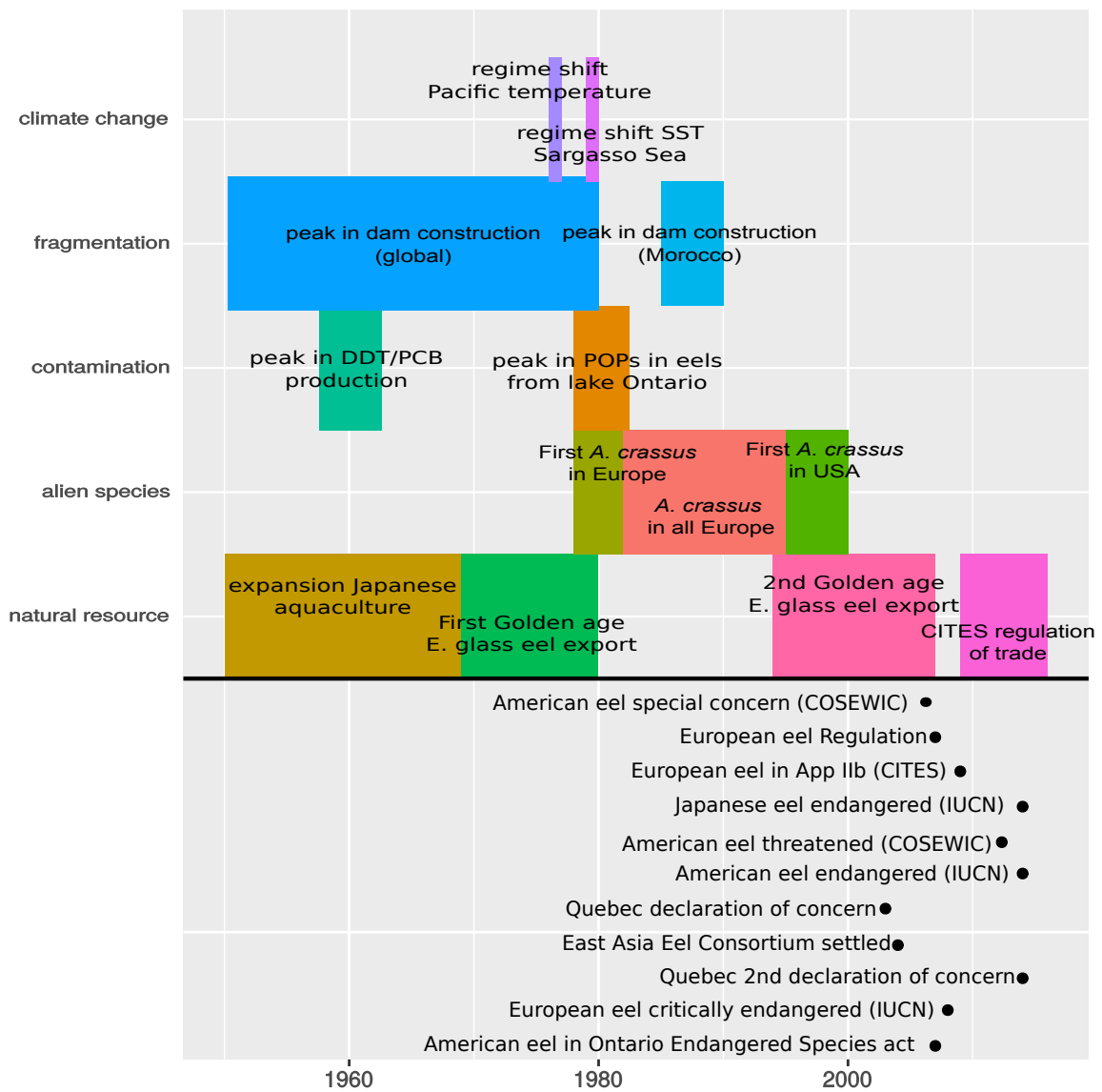


1979 **Figure 2** Spawning grounds (Tsukamoto *et al.* 2011; Miller *et al.* 2015) (open circles) and
 1980 continental distribution of yellow eels (filled shapes) (Jacoby *et al.* 2015) for *A. rostrata* (red), *A.*
 1981 *anguilla* (blue) and *A. japonica* (green).



1982

1983 **Figure 3** Recruitment series for the three temperate eel species. European eel series (black solid
1984 line) corresponds to the Elsewhere Europe index provided by ICES (2015a). American eel
1985 recruitment (grey solid line) corresponds to the recruitment in Lake Ontario through monitoring of
1986 eel passage at Moses Saunders hydroelectric dam (A. Mathers, Ontario Ministry of Natural
1987 Resources, personal communication). Japanese eel recruitment (black dotted line) corresponds to
1988 Japanese catch statistics (Data may include young yellow eels larger than glass eels during 1957-
1989 1977 – provided by Statistics Department, Ministry of Agriculture, Forestry and Fisheries, Japan till
1990 2002 and from Fisheries Agency, Japan since 2003). Data were smoothed using a 5 years moving
1991 geometric mean and expressed as a percentage of 1960s-1970s geometric mean.



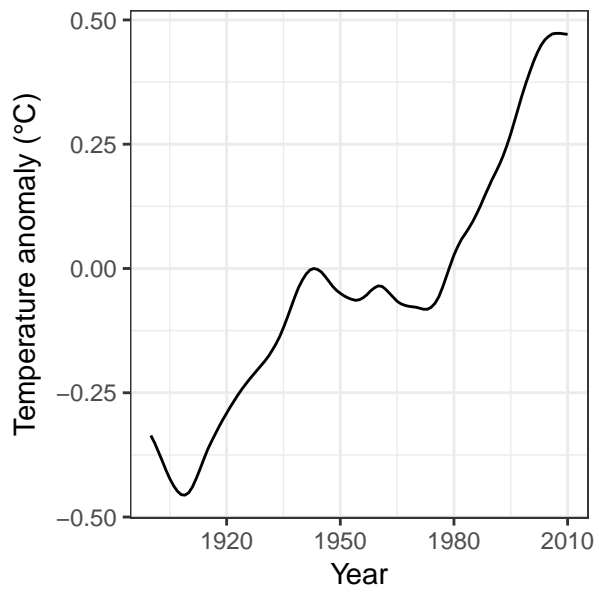
1992

1993 **Figure 4** Timelines of main events with respect to the five global change components and

1994 management of eel populations. Committee on the Status of Endangered Wildlife in

1995 Canada(COSEWIC) is a committee of experts that assesses and designates which wildlife species

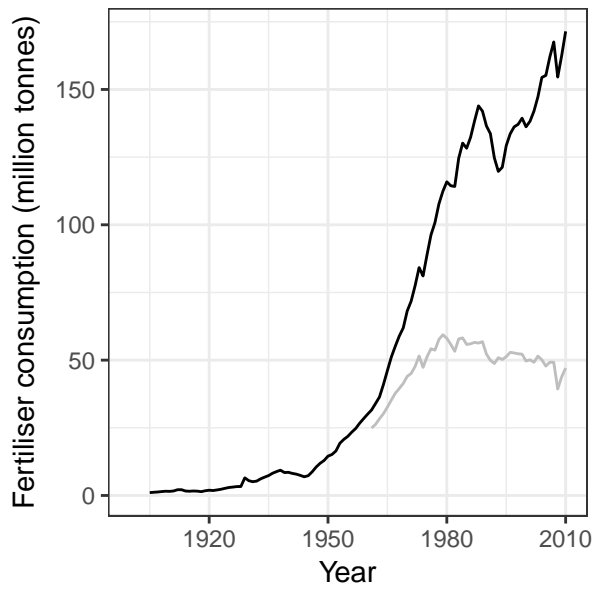
1996 are in some danger of disappearing from Canada



1997

1998 **Figure 5** Ocean temperature anomalies (left panel). Source (Morice *et al.* 2012; Steffen *et al.* 2015)

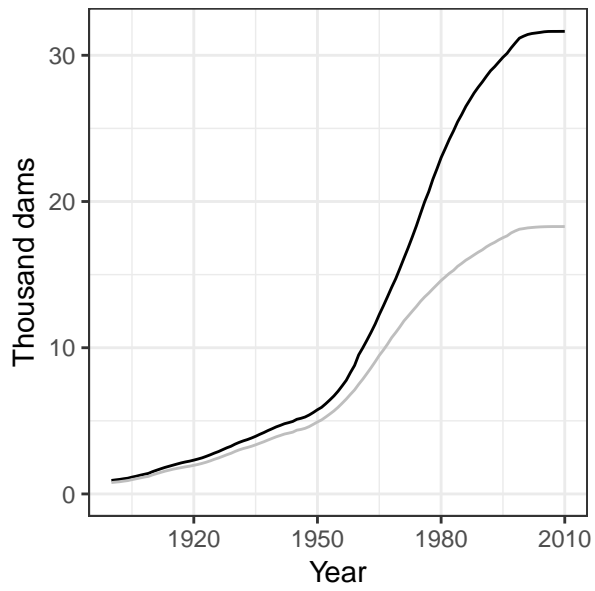
1999



2000

2001 **Figure 6** Global fertiliser consumption in OECD countries (grey) and in the world (black). Source

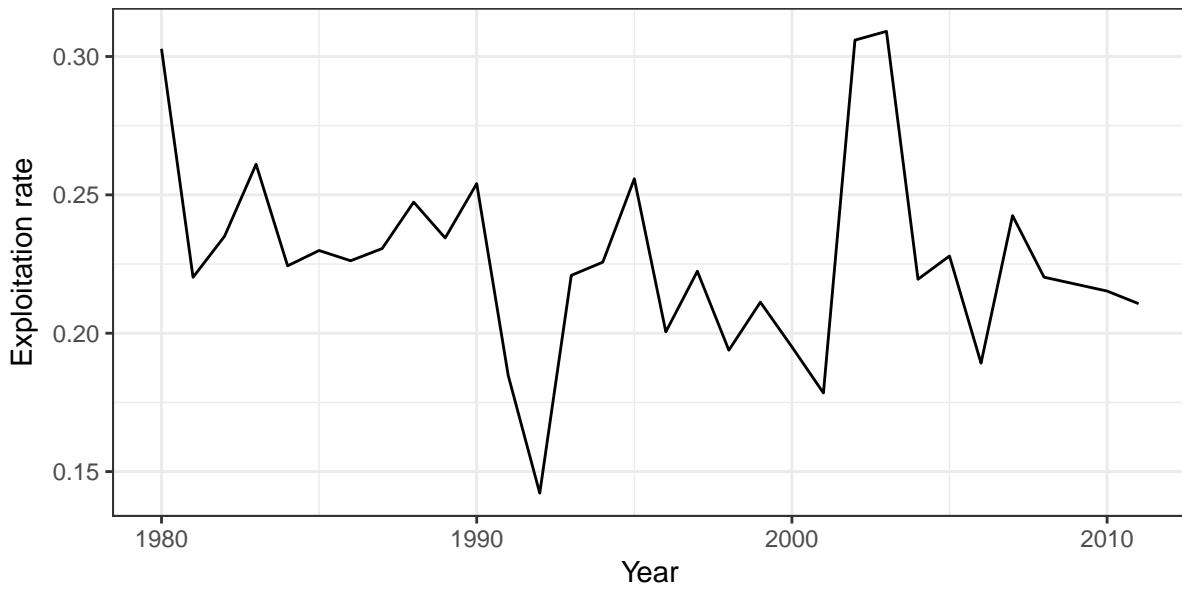
2002 (Steffen *et al.* 2015, International Fertilizer Industry Association Database)



2003

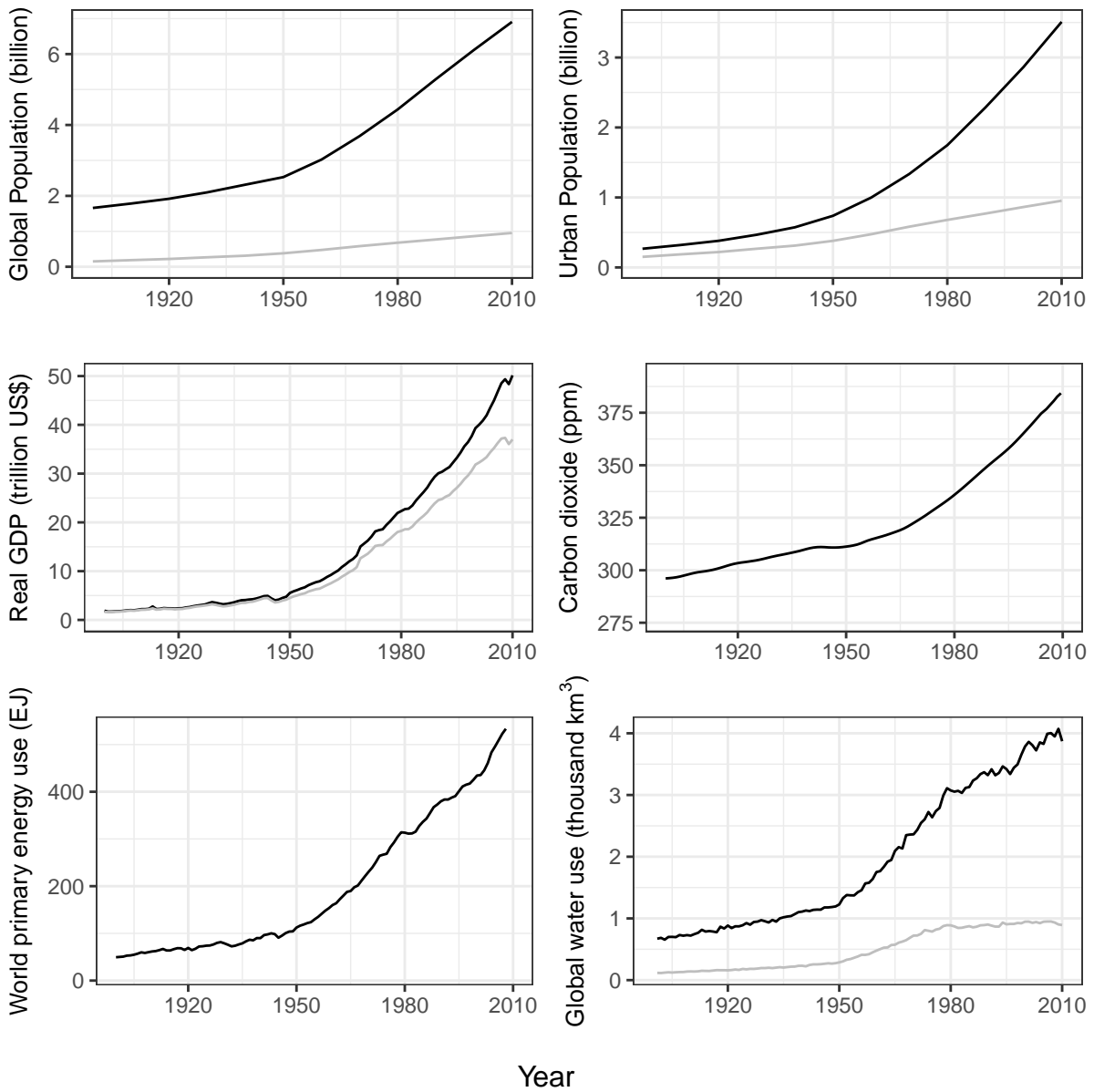
2004 **Figure 7** Accumulative number of large dams in OECD countries (grey) and in the world (black).

2005 Source (World Commission on Dams 2000; Steffen *et al.* 2015)



2006

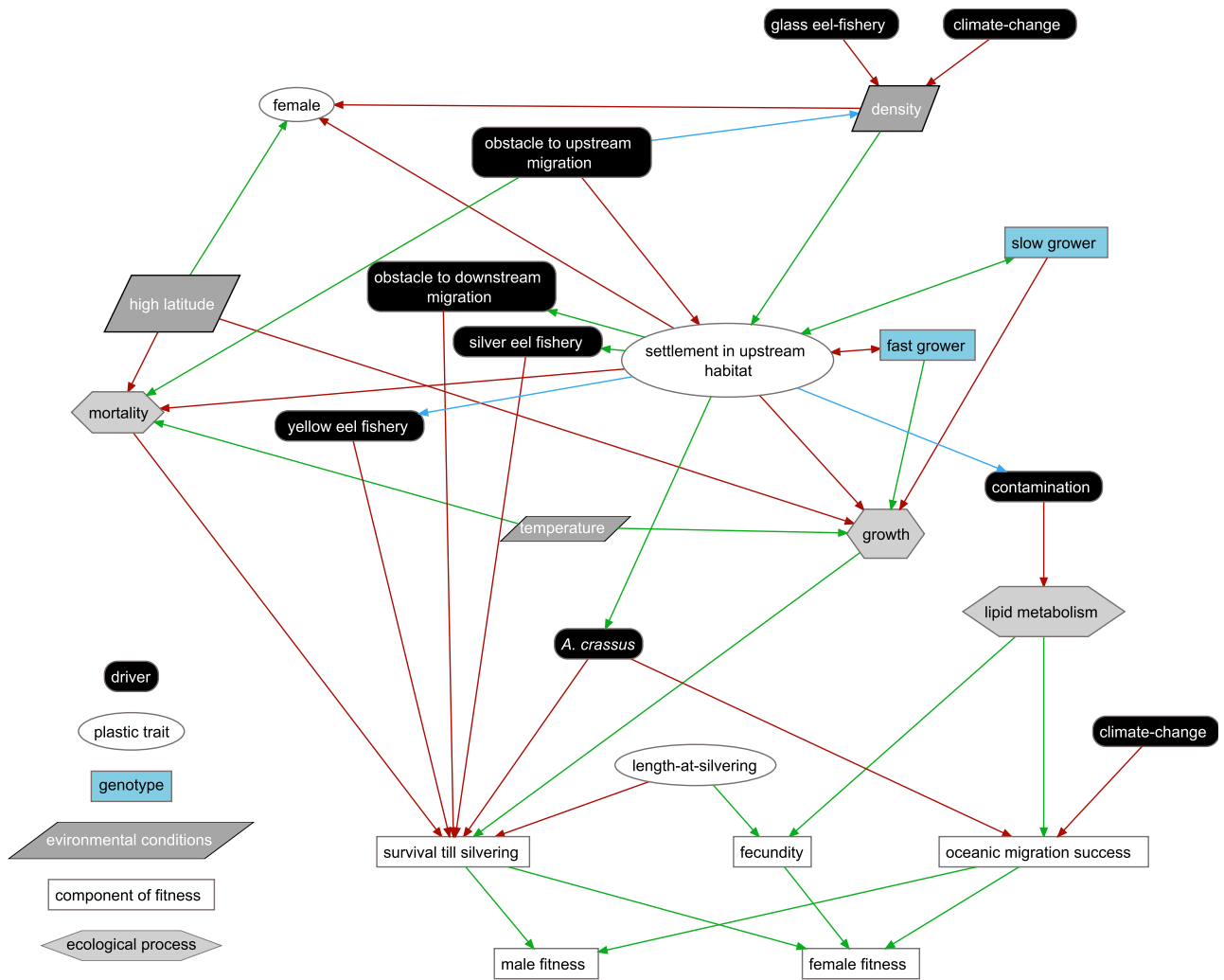
2007 Figure 8 French glass eel exploitation rates expressed as the ratio of catch (tonnes) to recruitment
2008 (tonnes). Catches corresponds to an appraisal of historical catches based upon market and fishery
2009 data (Briand *et al.* 2008) while recruitments was estimated using the model GEREM (Drouineau *et*
2010 *al.* 2016a).



2011

Year

2012 **Figure 9** Various indicators of the Great Acceleration for OECD countries (grey) or the entire world
 2013 (black). GDP=gross domestic product. Carbon dioxide from firm and ice core records (Law Dome,
 2014 Antarctica) and Cape Grim, Australia (deseasonalised flask and instrumental records). Sources
 2015 (Steffen *et al.* 2005), population (Goldewijk *et al.* 2010), CO2 (Etheridge *et al.* 1996; MacFarling
 2016 Meure 2004; MacFarling Meure *et al.* 2006; Langenfelds *et al.* 2011), water use (Alcamo *et al.*
 2017 2003; aus der Beek *et al.* 2010; Flörke *et al.* 2013), energy use (GEA Writing Team 2012), GDP
 2018 (World Bank indicators)



2020 **Figure 10** Adaptation mechanisms to environmental heterogeneity as proposed in (Mateo *et al.*
 2021 2017a;b ; Gagnaire *et al.* 2012; Côté *et al.* 2014; Drouineau *et al.* 2014; Boivin *et al.* 2015). A red
 2022 arrow stands for “unfavourable”, a green arrow stands for “favourable”. A blue arrow stands for a
 2023 relationship which is either favourable” or “unfavourable” depending on situations. There is a
 2024 double arrow between genotypes and “settlement in upstream habitats” because it represents
 2025 “spatially varying selection” and “genetic-dependent habitat selection”. Regarding phenotypes,
 2026 female is considered as opposite to male and “settlement in upstream habitats” as opposite to
 2027 “settlement in downstream habitats”.