



HAL
open science

Equivalence Ratio and Flame Structure Measurements in an LP Aero-engine Injection System under Relevant Operating Conditions

Pierre Malbois, Erwan Salaün, Félix Frindt, Gilles Cabot, Lisa Bouheraoua, Hubert Verdier, S. Richard, Abdelakrim Mourad Boukhalfa, Bruno Renou, Frederic Grisch

► **To cite this version:**

Pierre Malbois, Erwan Salaün, Félix Frindt, Gilles Cabot, Lisa Bouheraoua, et al.. Equivalence Ratio and Flame Structure Measurements in an LP Aero-engine Injection System under Relevant Operating Conditions. 8th ECM 2017, Apr 2017, dubrovnik, Croatia. <hal-02048252>

HAL Id: hal-02048252

<https://hal.science/hal-02048252v1>

Submitted on 25 Feb 2019

HAL is a multi-disciplinary open access archive for the deposit and dissemination of scientific research documents, whether they are published or not. The documents may come from teaching and research institutions in France or abroad, or from public or private research centers.

L'archive ouverte pluridisciplinaire **HAL**, est destinée au dépôt et à la diffusion de documents scientifiques de niveau recherche, publiés ou non, émanant des établissements d'enseignement et de recherche français ou étrangers, des laboratoires publics ou privés.



HAL Authorization

See discussions, stats, and author profiles for this publication at: <https://www.researchgate.net/publication/316522104>

Equivalence Ratio and Flame Structure Measurements in an LP Aero-engine Injection System under Relevant Operating Conditions

Poster · April 2017

CITATIONS

0

READS

162

10 authors, including:



Pierre Malbois
CORIA

7 PUBLICATIONS 5 CITATIONS

[SEE PROFILE](#)



Erwan Salaün
CORIA

8 PUBLICATIONS 10 CITATIONS

[SEE PROFILE](#)



Felix Frindt
Institut National des Sciences Appliquées de Rouen

2 PUBLICATIONS 0 CITATIONS

[SEE PROFILE](#)



Gilles Cabot
Université de Rouen

53 PUBLICATIONS 392 CITATIONS

[SEE PROFILE](#)

Some of the authors of this publication are also working on these related projects:



Experimental study of the CO formation in aeronautical high-pressure combustors [View project](#)



CARS and LIF [View project](#)

Equivalence Ratio and Flame Structure Measurements in an LP Aero-engine Injection System under Relevant Operating Conditions

P. MALBOIS¹, E. SALAÜN¹, F. FRINDT¹, G. CABOT¹, L. BOUHERAOUA², H. VERDIER³, S. RICHARD³, M. BOUKHALFA¹, B. RENO¹, F. GRISCH¹

¹CORIA-UMR-6614, Normandie Université, CNRS, INSA et Université de Rouen, Saint Etienne du Rouvray, France

²SAFRAN Tech, Paris-Saclay, France / ³SAFRAN Helicopter Engines, Bordes, France

Context and objectives

- Pollutant emissions** : first-order parameter in the design of aircraft engines.
 - ACARE: 50% CO₂ reduction*, 80% NO_x diminution* (Vision 2020) *Compared to 2000
 - Implies fuel consumption reduction and combustion efficiency improvement.
- Innovative engine technologies using state-of-the-art injection technology such as **Lean Premixed (LP)** have been designed to meet future requirements.
- An understanding and modelling of the various physical and chemical phenomena and their interactions in the combustion chambers are required to design these innovative injection systems.
 - Nowadays, only global pollutant emissions are measured.
 - What happens inside the combustion chamber?

The industrial chair PERCEVAL goal is to develop and apply laser-based diagnostics for acquiring in-situ quantitative concentrations in aeronautical combustion chambers.

OH-PLIF analysis

- Absorption correction and quantitative analysis on mean OH-PLIF images**

- Homogeneous OH distribution inside burned gases
- Symmetrical flame
- Strong absorption of laser

$$[OH] = [OH]_{initial} \cdot e^{-k_{abs} \cdot x \cdot \frac{P}{Lo_T}}$$

$$k_{abs} = \sigma_{abs} \cdot [OH]_{initial}$$

$$X_{OH} = [OH] / Lo_T$$

Lo: the Loschmidt number density (molecules.cm⁻³)


- Absorption cross-section σ_{abs} obtained from OH spectroscopic calculation code from A. BRESSON [1] → Weak dependency to T.
- Lo_T deduced from adiabatic flame calculation as a function of temperature (deduced from FAR and P) with CANTERA and LUCHE chemical mechanism [2].

- Flame position and thickness δ extraction from gradient on OH-PLIF images**

- OH gradient = accurate marker of the flame position according to the study of SADANANDAN[3]

- Extraction of gradient and δ based on APELOIG [4]

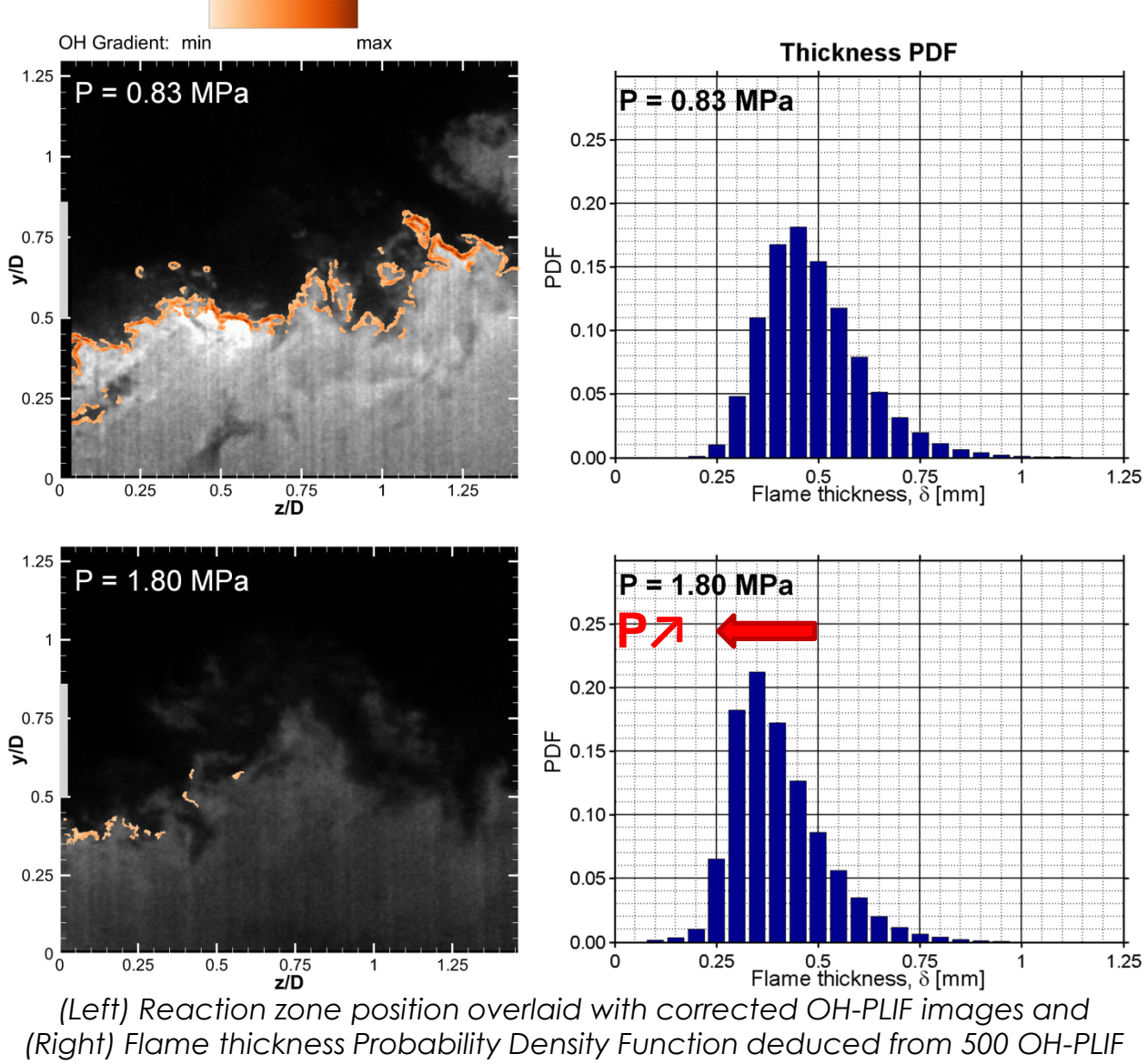
- Raw OH gradient
- Threshold (20% of the highest gradient of the dataset)
- Small gradient structure filtering
- Binarisation of OH-PLIF image → fresh/burned gases detection
- f) and g) Boundary mask
- h) Reaction zone position and δ



- Reaction zone position and flame thickness dependency with pressure**

- Reaction zone is stabilized inside the injection system
- Less reaction zone detected at high pressure → Flame more compact
- Flame thickness decreases with pressure as expected

→ The analysis of the absorption of the laser energy and OH-PLIF gradient enables to have a deep understanding of the flame stabilization and gives access to quantitative values to compare the injection system behavior when changing the operating conditions.



Experimental set-up

- HERON combustion facilities** (High prEssure facility for aeRO-eNginE combustion):

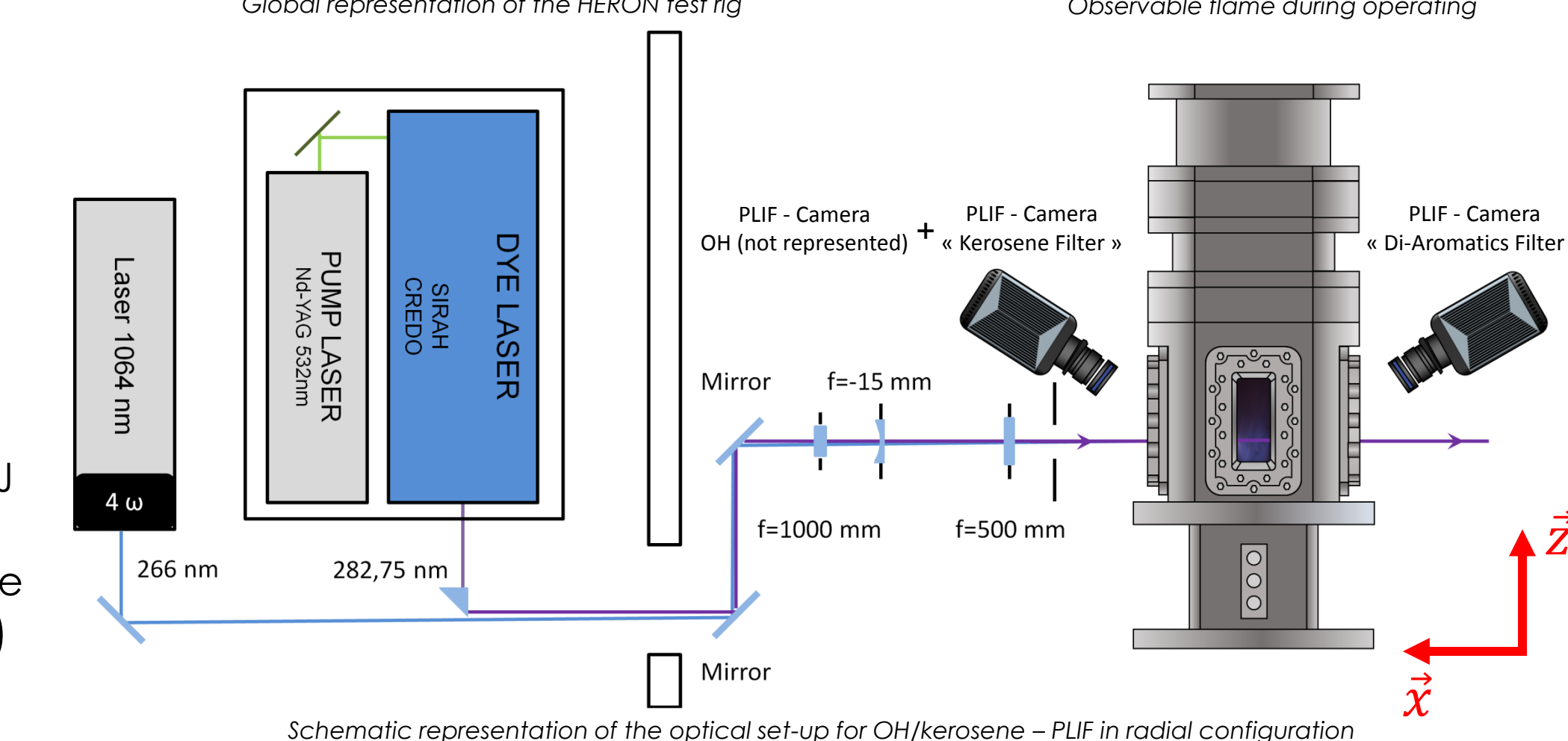
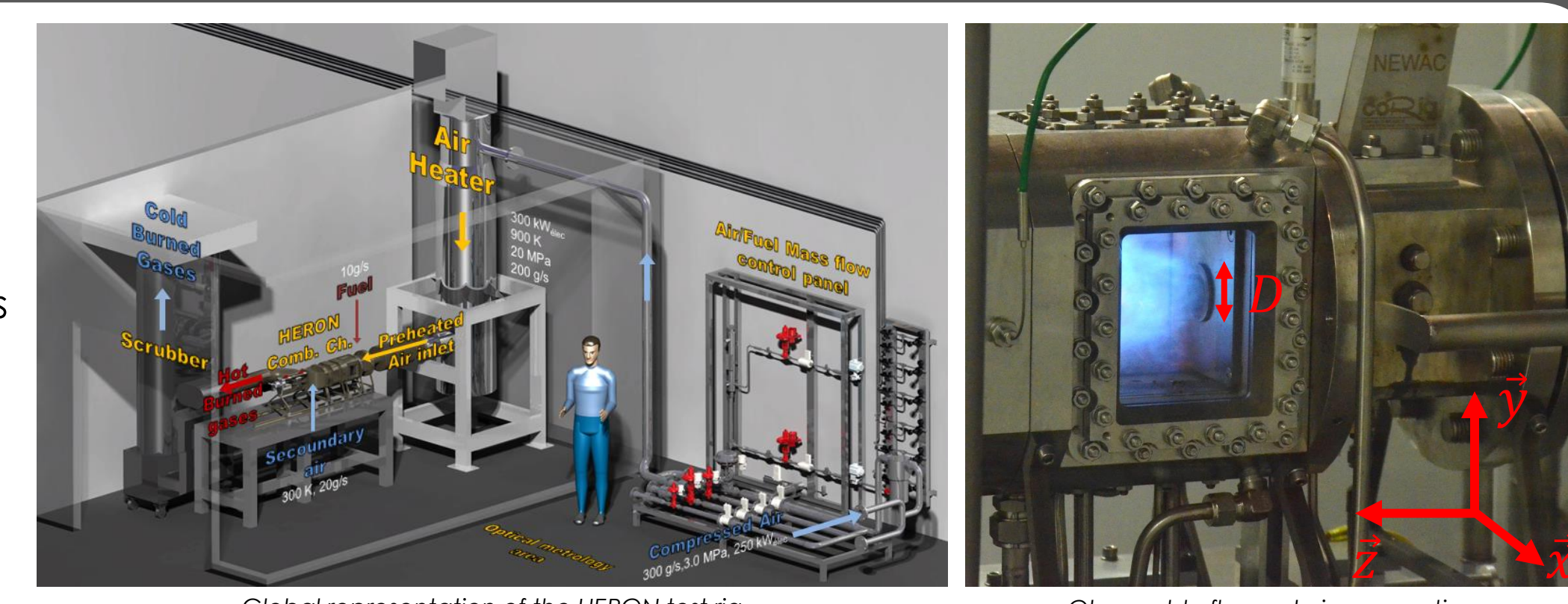
- High Pressure: 0.1 – 2.0 MPa
- Preheated air inflow: 300 – 900 K
- Large optical access for laser based measurements
- Single SAFRAN HE LP injector
- Liquid fuel: Commercial Jet-A1 (TOTAL) → 10 g/s

- Operating conditions**

- At $T_{air\ inlet} = 670K \rightarrow P = 0.41 - 1.8 MPa$
- At $P = 0.83 MPa \rightarrow T = 550 - 700K$

- Simultaneous laser based measurements**

- OH - PLIF Measurements: Flame Structure
 - Excitation: Nd-YAG with tunable dye laser (Sirah) $\lambda = 282.75\text{ nm}$ ($Q_1(5)$, $A^2\Sigma^+ \leftarrow X^2\Pi$), 26 mJ/pulse
 - Collection: Narrow band-pass filter centered at 315nm ± 10nm
- Kerosene - PLIF: Equivalence Ratio measurements
 - Excitation: quadrupled Nd-YAG (4 ω), 266 nm, 60 mJ
 - Collection: simultaneous 2 spectral windows "Global Kerosene" and "Di-Aromatics" fluorescence
- Collection: 3 emCCD Pi-Max4 camera (Roper Instruments) 3 Hz, mounted with a100 mm, f/2.8 UV-Cerco lens.



Kerosene-PLIF analysis

- Quantitative analysis methodology**

$$S_{fluor} = \eta_D \cdot \frac{\Omega}{4\pi} \cdot V \cdot N_1^0 \cdot \sigma_v \cdot \phi \cdot \frac{I_{laser}}{h\nu_L} \cdot \phi = \frac{A_{21}}{A_{21} + Q_{21}}$$

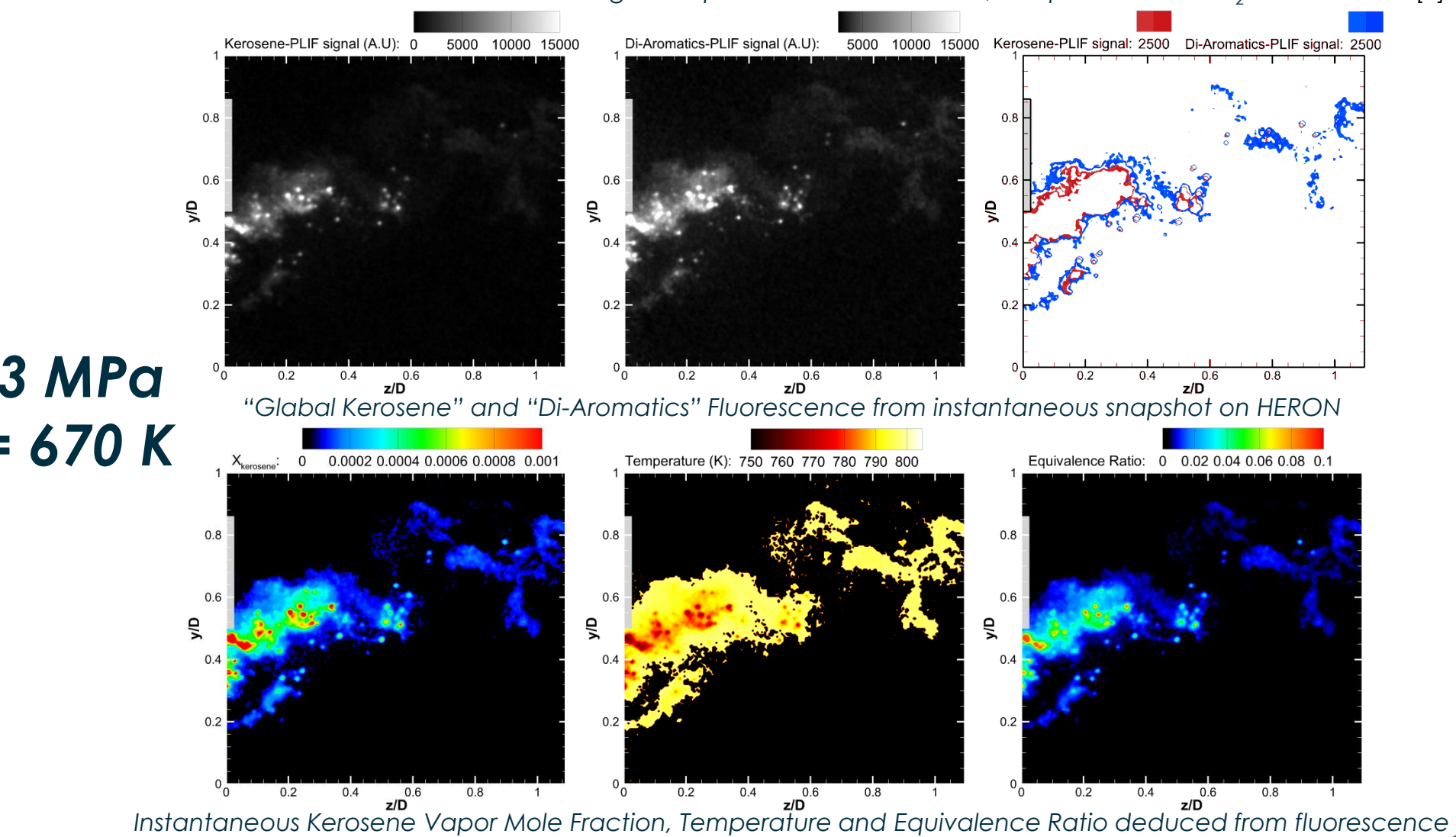
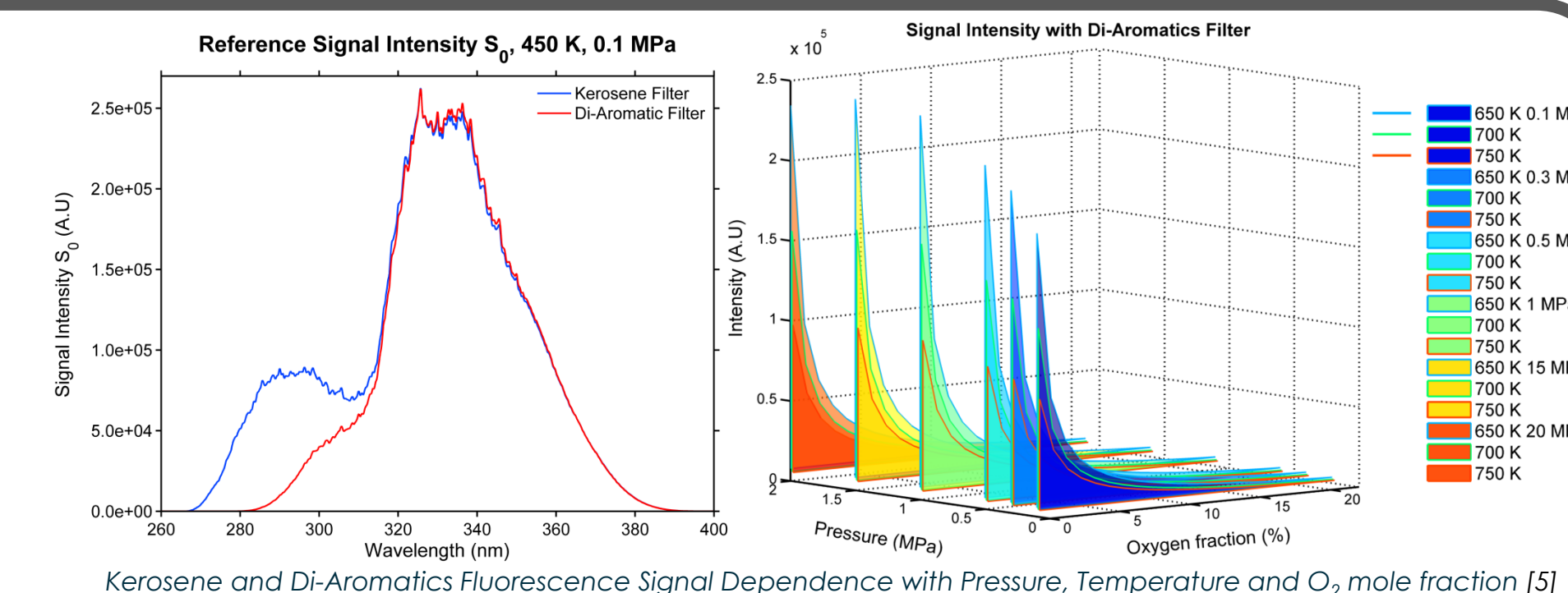
- Two spectral channel fluorescence detection
 - Mono-Aromatics: [260 - 320] nm
 - Di-Aromatics: [300 - 400] nm

$$\begin{cases} S_{kero\ measure} = K_{kero} \cdot P \cdot [x_{kero}] \cdot \frac{S_{kero}(T, P, O_2)}{T} \\ S_{di-aro\ measure} = K_{di-aro} \cdot P \cdot [x_{diaro}] \cdot \frac{S_{di-aro}(T, P, O_2)}{T} \end{cases}$$

- Knowledge of kerosene fluorescence in high pressure and high temperature from B.ROSSOW [5] → $S(T, P, O_2)$
- Calibration measurements of the optical set-up → K
- Resolution of the non-linear system

- Application on HERON test rig**

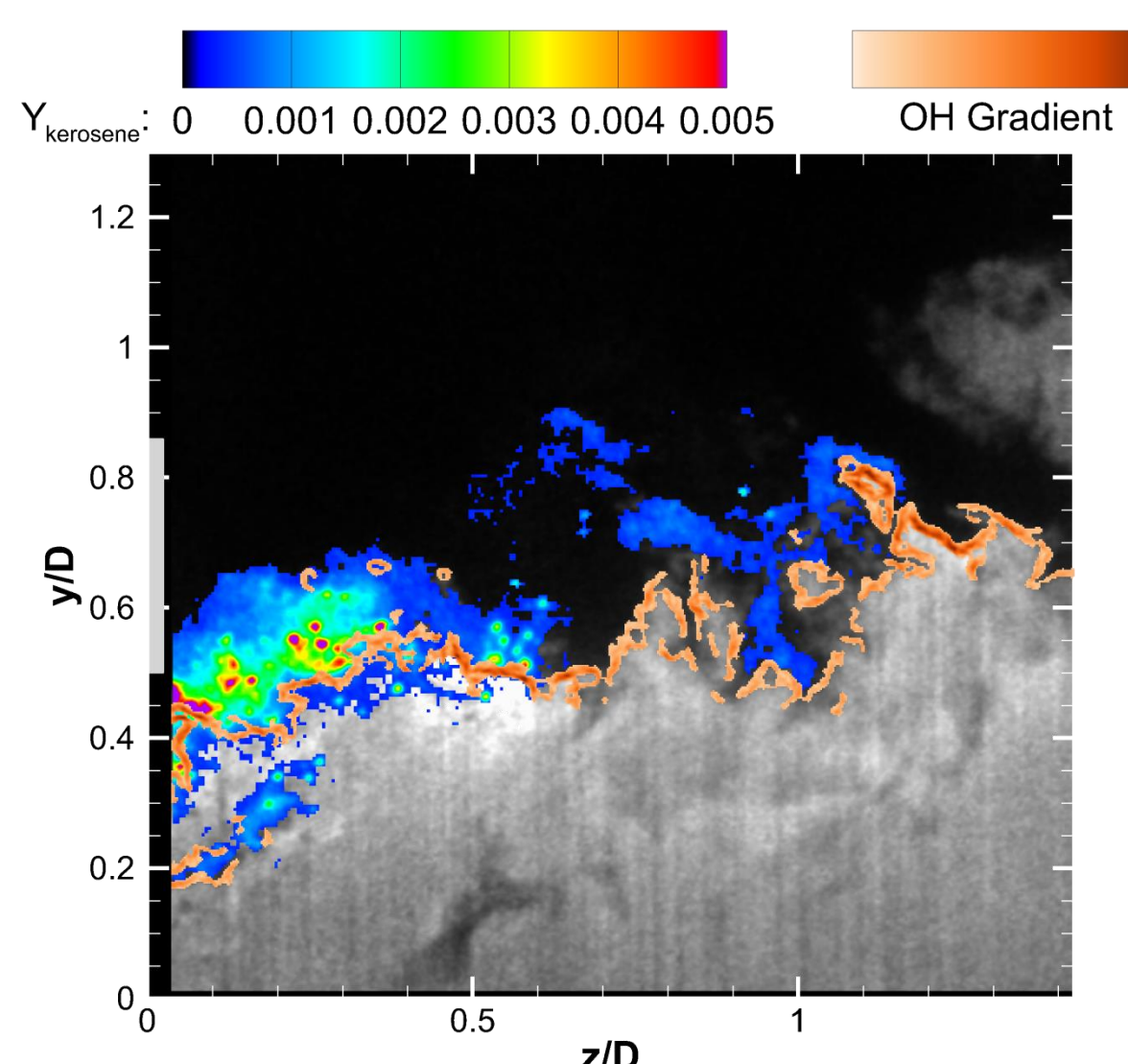
- Accurate Kerosene and Di-Aromatics signal correspondence
- Vapor temperature close to the inlet air temperature (670 K) → Validation of the resolution code
- Low kerosene mass fraction and equivalence ratio → Most of the kerosene burn inside the LP injection system



Flame topology and kerosene distribution

- Simultaneous analysis of OH/kerosene fields**

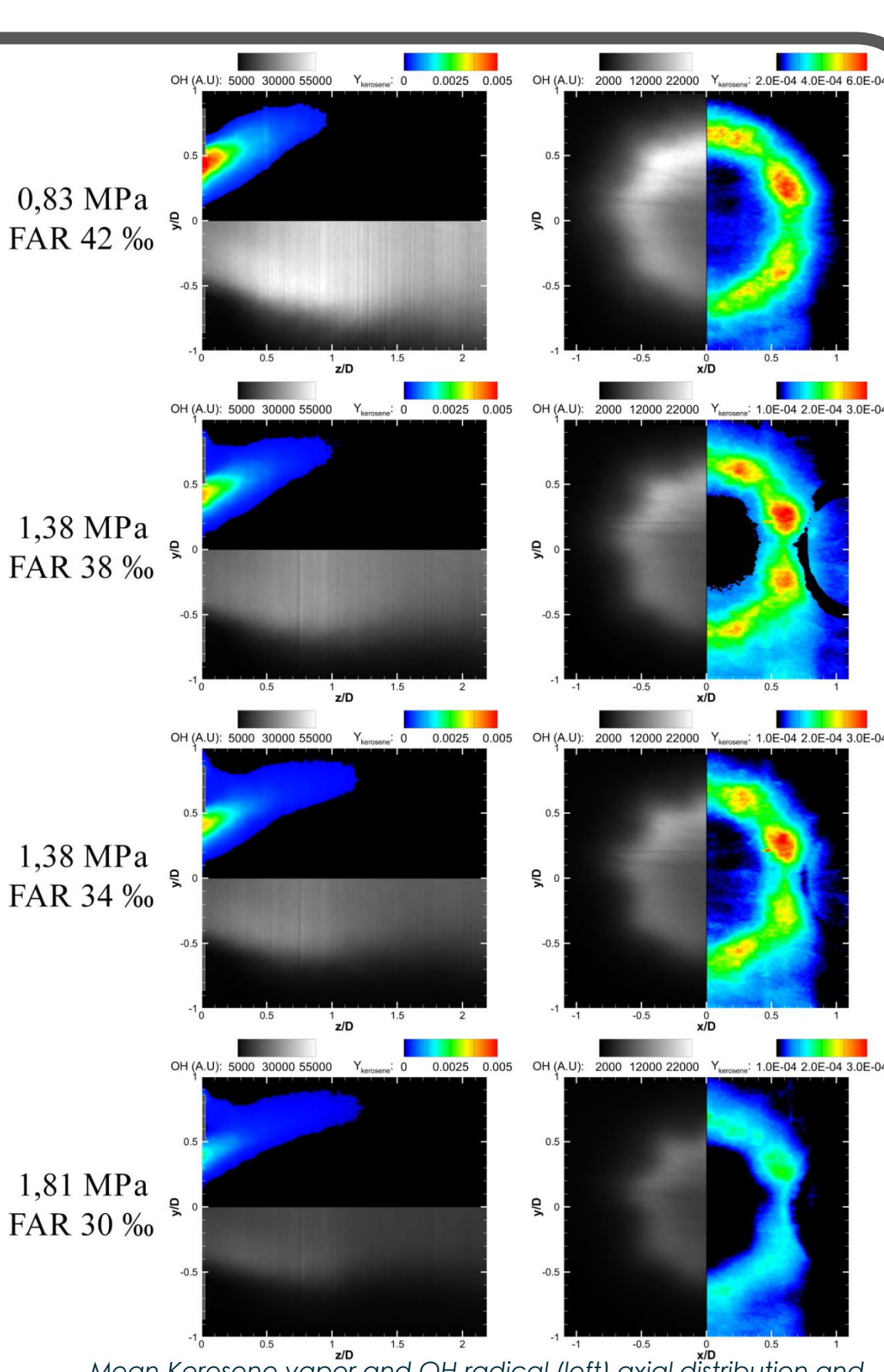
- Strong correlation between kerosene vapor distribution, flame position and reaction intensity



- Mean OH and kerosene distribution**

- OH and kerosene mean field are analyzed in two optical configurations → axial and radial.
- As expected from the OH distribution, most of the kerosene is consumed inside the injection system
- Kerosene vapor mass fraction decreases when increasing the pressure → combustion occurs upstream
- Non-uniformity of the kerosene distribution shown by radial measurements à z/D = 0.75 → "Memory" of the injection process

→ The joint analysis of kerosene and OH spatial distribution in radial configuration gives new insight on the comprehension of the operating of the injection system and will help in the design of new systems.



References

[1] BRESSON, A., « Techniques d'imagerie quantitatives : fluorescence induite par laser appliquée aux écoulements et aux combustions », Université de Rouen, 2005.
 [2] LUCHE, J., "Reduction of Large Detailed Kinetic Mechanisms: Application on Kerosene/Air Combustion. Combustion Science and Technology", 2004. 176(11): p. 1935-1963.
 [3] R. SADANANDAN, "Simultaneous OH-PLIF and PIV measurements in a gas turbine model combustor," vol. 90, pp. 609-618, 2008. *
 [4] J.APELOIG, "PLIF Measurements of Nitric Oxide and Hydroxyl Radicals Distributions in Swirled", Proceedings of the 18th International Symposium on the Application of Laser and Imaging Techniques to Fluid Mechanics, LISBON, pp. 705-724, 2016.
 [5] B. ROSSOW, "Processus photophysiques de molécules organiques fluorescentes et du kérosène: applications aux foyers de combustion," Université Paris Sud 11, 2011.

Conclusions and prospects

- OH-PLIF and Kerosene-PLIF have been simultaneously applied inside an aeronautical combustion burner.
- Flame Topology and fuel/air mixing process have been quantitatively analyzed for relevant gas turbine operating conditions with an LP injection system running with Jet-A1.
 - Flame is stabilized inside the injection system and this behavior is stressed by increasing the pressure inside the combustor.
 - The kerosene mass fraction indicated that most of the fuel is consumed inside the injection system
 - Deep and exclusive understanding of the injection system + Data base for LES code validation.
- Global pollutant emissions as a function of pressure and FAR is measured at the exit of the burner.
 - NO-PLIF is currently performed simultaneously with OH-PLIF.
 - CO-PLIF in development and will be applied in the HERON facility to understand how pollutants are locally formed inside the burner with innovative aeronautical injection systems.