



Renewables energies in Colombia and the opportunity for the offshore wind technology

Juan Gabriel Rueda-Bayona, Andres Guzmán, Juan José Cabello Eras, Rodolfo Silva-Casarín, Emilio Bastidas-Arteaga, José Horrillo-Caraballo

► To cite this version:

Juan Gabriel Rueda-Bayona, Andres Guzmán, Juan José Cabello Eras, Rodolfo Silva-Casarín, Emilio Bastidas-Arteaga, et al.. Renewables energies in Colombia and the opportunity for the offshore wind technology. Journal of Cleaner Production, 2019, 220, pp.529-543. 10.1016/j.jclepro.2019.02.174 . hal-02044273

HAL Id: hal-02044273

<https://hal.science/hal-02044273>

Submitted on 4 Mar 2019

HAL is a multi-disciplinary open access archive for the deposit and dissemination of scientific research documents, whether they are published or not. The documents may come from teaching and research institutions in France or abroad, or from public or private research centers.

L'archive ouverte pluridisciplinaire **HAL**, est destinée au dépôt et à la diffusion de documents scientifiques de niveau recherche, publiés ou non, émanant des établissements d'enseignement et de recherche français ou étrangers, des laboratoires publics ou privés.

Please cite this paper as:

Rueda-Bayona JG, Guzmán- Guerrero A, Cabello Eras J, Silva-Casarín R, Bastidas-Arteaga E, Horrillo-Caraballo J, (2019). Renewables energies in Colombia and the opportunity for the offshore wind technology. Journal of Cleaner Production <https://doi.org/10.1016/j.jclepro.2019.02.174>

Renewables energies in Colombia and the opportunity for the offshore wind technology

Juan Gabriel Rueda-Bayona^a, Andres Guzmán^b, Juan José Cabello Eras^c
Rodolfo Silva-Casarín^d, Emilio Bastidas-Arteaga^e, José Horrillo-Caraballo^f.

^a Universidad Militar Nueva Granada. Engineering Faculty. Civil Engineering. Water and Energy (AyE) Research Group, Colombia, juan.rueda@unimilitar.edu.co , ruedabayona@gmail.com

^b Universidad del Norte. Department of Civil and Environmental Engineering, IDS Institute for sustainable development, Barranquilla, Colombia, faguzman@uninorte.edu.co

^c Universidad de la Costa. Energy Department, Barranquilla. Colombia, jcabello2@cuc.edu.co

^d Universidad Nacional Autónoma de México. Instituto de Ingeniería, Ciudad de México, México. RSilvaC@iingen.unam.mx

^e Université de Nantes, Institut de Recherche en Génie Civil et Mécanique, Nantes, Francia, emilio.bastidas@univ-nantes.fr

^f Swansea University, Zienkiewicz Centre for Computational Engineering, Swansea, United Kingdom, j.m.horrillo-caraballo@swansea.ac.uk

Corresponding Author

Juan Gabriel Rueda-Bayona

Universidad Militar Nueva Granada

Engineering Faculty. Civil Engineering Program.

Cr 11 #101 80.

Bogotá, Colombia, South America.

E-mail: juan.rueda@unimilitar.edu.co, ruedabayona@gmail.com

Abstract

Global offshore wind technology shows increasing progress evidenced in the recent reports of wind power capacity, expectations of market expansion and international research projects. Colombia is privileged with several types of natural resources (e.g. wind, sun, water) but there is not a clear legal context to regulate sustainable and safe exploitation of the offshore wind energy considered non-conventional. The development of offshore wind technology in Colombia could attend the energy demand when the hydroelectric system presents low electricity generation during dry hydrological conditions and El Niño – South Oscillations events. This paper analyses international actions that have motivated different countries to establish strategies to reduce CO₂, and their advances and challenges in implementing offshore wind technology. The review of the administrative framework of renewable energy in Colombia proved the lack of information for implementing offshore wind

technology. Furthermore, the analysis of several studies of marine energies showed the need to increase the knowledge of offshore wind energy.

The local applying projects to generate electricity from non-conventional renewable energies are not considering offshore wind energy projects. Hence, this research analysed wind speed and calculated wind power density at different height levels, what evidenced magnitudes and positive trends what justify to increase the research in offshore wind energy in Colombia. As a result, the present document compiles technical, economic, administrative and legal information of the renewable energies in Colombia that may be used for taking decisions of different stakeholders and evidences the potential implementing offshore wind farms in areas near to the Colombian Caribbean coast. Colombia has great resources to implement offshore wind energy technologies, reducing the dependence on fossil fuels and substituting other systems when they cannot guarantee the energy offer.

Keywords: wind energy, offshore, renewable energy, Colombia, wind turbines.

1. Introduction

Nowadays, climate change is one of the major environmental problems which most of it has been generated by anthropogenic greenhouse gas (GHG) emissions. According to Meyer et al. (2015), electricity, heat production, agriculture, industry, and transport account together for over 80 % of the GHG. The Paris agreement (United Nations Climate Change, 2017) to limit GHG was adopted by 169 out of 197 countries (the United States withdrew from it). Several countries recognised their responsibility for the GHG. Therefore, they emitted and set its compromises to limit it (Burch, 2010). The massive implementation of Renewable Energy Sources (RES) to electricity generation is one of the main strategies to do it, and the European Union have a target of 45 % electricity from RES in 2030 (Resch et al., 2014), while the United States forecasts 10 % to 27 %. Ahuja and Tatsutani (2009) suggested in their study that developing countries have the challenge to supply electricity access for millions of people while moving its energy paradigms towards clean, low-carbon energy systems implementing RES.

Latin America and the Caribbean have a large extension and variety of renewables energies (Hoogwijk and Graus, 2008). Excluding hydroelectric energy, the other energy sources have not achieved an important extraction development. The potential in the region is higher than 78 000 TW.h (Flavin et al., 2014). The study presented by the Colombian Mining Energy Planning Department (UPME, *Unidad de Planeación Minero Energética*) reported the countries with the most representative wind energy capacities installed by 2014 in Latin America: Peru (148 MW), Panama (220 MW), Chile (836 MW), Mexico (2.3 GW), and Brazil (5.9 GW). Colombia produces 19.5 MW, an amount that compared with the listed nations is not competitive. Since 2003, the capacity in Colombia has not increased (UPME, 2015a).

The onshore wind energy potential in Colombia has been studied throughout the country (IDEAM, 2018) and there are in specialized literature several researches at the local level (Álvarez Castañeda et al., 2013; Ordóñez et al., 2014; Perdomo Delgado et al., 2014; Realpe Jimenez et al., 2012). Specifically to Caribbean region, Pabón Hernández (2018) assessed wind potential applying georeferential technology, and Mejía et al. (2006) evaluated wind potential in La Guajira, the most promising locality. However, the offshore wind potential has been less researched, only averaged wind speed (IDEAM, 2018) and offshore extreme wind speed (Devis-Morales et al., 2017). Offshore wind energy shows several advantages respect to the onshore wind energy (Breton and Moe, 2009; Perveen et al., 2014). One of the main advantages is that in the ocean, the wind speed is higher and less unstable due to the roughness of the sea surface, which is smaller than land (continental) surfaces. The main disadvantages of offshore wind energy are the construction and maintenance costs wherein these offshore turbines require an efficient structural design (Cheng, 2002). Weaver (2012) analysed the commercial appeal of the wind energy market and pointed considerations about financial values of the life cycle of a wind farm. The research concluded that CAPital EXpenditures (CapEx) could be an objective tool to reduce the cost of energy.

The offshore wind projects generate economic benefits but present risks associated with the industry. Gatzert and Kosub (2016) reviewed the risks and solutions of renewable energy projects. They discussed the risks of onshore and offshore projects from the investor perspective and the solutions for risk handling of the European energy market. They concluded that constructive risks would be reduced with technological development. In addition, to ensure sustainable development of renewable energy market, it is necessary to guarantee the stability of policies and regulations. The improvement of the international cooperation, for instance, the World Bank, offers guarantees of partial risks in some risk policies.

This research shows the possible scenarios of renewable energies that Colombia could face according to the World Energy Council approach, and the highlights of the recent energy trilemma index results. Additionally, the research presents different experiences and projects about offshore wind energy and estimations of wind power density in four offshore locations in Colombia. Section 1 presents the motivation of several countries to reduce carbon emissions and the general advantages of offshore wind technology. Section 2, devoted to the methodology, shows the literature review approach and the database and equations used for the wind speed and wind power energy analysis. Section 3 shows the approach of the World Energy Council to diversify the energy matrix through the co-generation among renewable and non-renewable energies. In Section 4 of this study, the official organisations and the administrative framework of the renewable energies in Colombia are presented. The Renewable Energy policy framework and the guidelines and methodologies for the associated activities to produce Non-conventional sources of renewable energy in Colombia are depicted in Section 5. Section 6 shows the offshore wind energy potential in Colombia for the locations with the highest wind speeds and presents a preliminary suggestion of types of offshore wind turbines to be used. Section 7 presents several studies that show the potential of marine renewable energies in Colombia and Section 8 shows the needs and challenges that Colombia has to overcome for taking advantage of the potential of renewable energies. Finally, Section 9 denotes the

limitations of the study and future research directions associated with the offshore wind energy technology.

The research significance of this paper relies on the updated quantitative characterisation of the offshore wind potential in Colombia, evidencing the feasibility to implement the OWE technology due to the identified wind power densities and the positive wind-speed trends. Also, the literature review allowed recognising the limitations and future developments that Colombia must face, considering the past, present and futures international and national events.

2. Methodology

This study was performed using online scientific databases such as Science Direct, Research Gate and official databases of the Colombia government: Ministry of Mines and Energy, Planning Unit Energy Mining, Superintendence of Public Utilities, Superintendence of Industry and Trade, Institute of Planning and Promotion of Energy Solutions for non-interconnected zones, Ministry of Environment and Sustainable Development, and Institute of Hydrology, Meteorology and Environmental Studies (IDEAM). In addition, we examined online books and proceedings related to the renewables energies in Colombia and overseas through the Google search engine.

The keywords considered for the literature search (English and Spanish) were the following: offshore wind energy, renewable energy, marine energy, Colombia, Colombian Caribbean, energy policy framework, energy regulations and energy progress. The Science direct database showed 1987 articles related to offshore wind energy, 188 394 for renewable energy, 189 674 for marine energy, Colombia, 8631 for Colombian Caribbean, 114 921 for energy policy framework, 448 732 for energy regulations, and 642 491 for energy progress. Due to the massive number of results, this study only selected papers related to the main experiences and the progress of the energy industry of several locations in Europe, China, United States, Latin America, Middle East, and Asia.

Moreover, this research used the Reanalysis database of NARR project (NOAA, 2016) to estimate the wind power density for 4 locations along the Colombian Caribbean coast: Cartagena (10.511342° N, 75.531002° W), Barranquilla (11.101637° N, 74.767269° W), Santa Marta (11.264067° N, 74.223011° W) and La Guajira (12.446068° N, 71.720533° W). The data has been collected from the 1st of January 1979 up to the present with a spatial resolution of 0.3 degrees (approximately 32 km), every three hours of time interval. Previous research has shown that the quality of the Reanalysis data allowed to analyse the wind speed information for the study areas properly (Rueda-Bayona et al., 2016). Fig. 1 shows an example of the extraction of wind speed (m/s) from Reanalysis database.

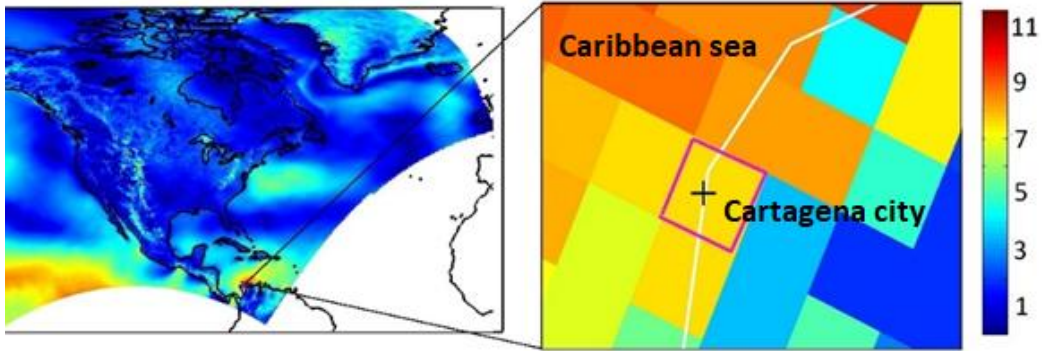


Fig. 1. Extraction of wind speed (m/s) from Reanalysis database for the study areas. The magenta polygon highlights the extracted pixel data that covers a specific study area (e.g. Cartagena city); the white line shows the coastline.

To estimate the wind power density (W/m^2), this research applied the same equation (1) used by IDEAM (2018):

$$P = \frac{1}{2} \rho V^3 A \quad (1)$$

Where:

P = power density (W/m^2)

ρ = air density (kg/m^3)

A = area (m^2)

We generated the density data using the ideal gas law equation (2) (White, 2002):

$$\rho = P_{\text{atm}} / R * T \quad (2)$$

Where:

P_{atm} = atmospheric pressure (N/m^2).

R = ideal gas constant (286.8 Nm /kg K)

T = air temperature (K).

This research utilised the air pressure and temperature Reanalysis data of 10 m, 110.8 m, and 323.2 m, to calculate the air density (2) at those levels, required by the wind power density equation (1).

3. The World Energy Council approach

The World Energy Council proposed three possible scenarios for the energy market for the year 2050: Modern Jazz, Unfinished Symphony and Hard Rock (World Energy Council, 2016). Modern Jazz is a focused approach to achieve individual access and accessibility to energy through economic development. This approach considers creating new market mechanisms, generate technology innovation and open access to energy for everyone. The Unfinished Symphony is a government-led policy to achieve sustainability through coordinated practices and international policies. The approach mentioned above is characterised by strong policies, long-term planning, and concerted climate action. The Hard Rock approach is considered as a fragmented approach motivated by the desire for energy security in a world with low global cooperation. Therefore, their policies or strategies have a local perspective.

Considering the three scenarios of renewable energies in the world (Table 1), the Unfinished Symphony scenario allows the highest development of renewable energy (RE) production to 2030, being the wind energy the most developed in the four scenarios.

Table 1. Growth of the renewable energies in the World considering the three approaches.

| Electricity generation (TW.h) | 2013 | | 2030 Modern Jazz | | 2030 Unfinished Symphony | | 2030 Hard Rock | |
|----------------------------------|--------|-------|---------------------|-------|--------------------------------|-------|-------------------|-------|
| | TW.h | % | TW.h | % | TW.h | % | TW.h | % |
| Coal | 9595 | 41.17 | 8960 | 27.85 | 7741 | 25.09 | 9684 | 31.64 |
| Coal (with CCS) | 0 | 0.00 | 20 | 0.06 | 95 | 0.31 | 0 | 0.00 |
| Oil | 1048 | 4.50 | 560 | 1.74 | 381 | 1.23 | 733 | 2.40 |
| Gas | 5081 | 21.80 | 9292 | 28.88 | 7014 | 22.73 | 7740 | 25.29 |
| Gas (with CCS) | 0 | 0.00 | 0 | 0.00 | 82 | 0.27 | 0 | 0.00 |
| Nuclear | 2478 | 10.63 | 3327 | 10.34 | 4367 | 14.15 | 3864 | 12.62 |
| Hydro | 3790 | 16.26 | 4816 | 14.97 | 5109 | 16.56 | 4825 | 15.76 |
| Biomass | 461 | 1.98 | 1069 | 3.32 | 1187 | 3.85 | 844 | 2.76 |
| Biomass (with CCS) | 0 | 0.00 | 0 | 0.00 | 0 | 0.00 | 0 | 0.00 |
| Wind | 635 | 2.72 | 2540 | 7.90 | 2918 | 9.46 | 1983 | 6.48 |
| Solar | 145 | 0.62 | 1369 | 4.26 | 1694 | 5.49 | 793 | 2.59 |
| Geothermal | 72 | 0.31 | 210 | 0.65 | 262 | 0.85 | 133 | 0.43 |
| Other | 3 | 0.01 | 8 | 0.03 | 5 | 0.01 | 8 | 0.03 |
| Total Renewables | 851 | 4.00 | 4120 | 13.00 | 4874 | 16.00 | 2908 | 10.00 |
| Total | 23 307 | 100 | 32 171 | 100 | 30 854 | 100 | 30 605 | 100 |

Adapted from Vargas (2017)

According to the Intergovernmental Panel on Climate Change (IPCC), from the year 2030 is expected that annual emission of carbon decreases to avoid the 2°C of global temperature increment. Then, the three approaches consider decreasing the CO₂ emissions from 31 GTon to 13 GTon through the

Unfinished Symphony, from 36 GTon to 23 GTon through Modern Jazz and from 37 GTon to 34 GTon through Hard Rock (Vargas, 2017).

The three approaches applied to the Latin America and the Caribbean showed that the wind energy is the greatest contributor to the renewable electricity generation. In 2014, the wind energy generated 19 TW.h with 1.47 % of participation in the energy market, the solar energy produced 1 TW.h with 0.08 % of participation, geothermal produced 4 TW.h with 0.31 % of the contribution, and others technologies generated 1 TW.h with 0.08 % of participation. The Unfinished Symphony approach is identified as the most effective strategy compared to the other approaches, which would produce 191 TW.h in 2030, being the 11.00 % of participation in the energy market (Vargas, 2017).

The world energy council published in 2016 a list of the top 10 countries in the energy trilemma index (environmental sustainability, energy equity, and energy security) (World Energy Council, 2016). The report mentioned that Denmark, Switzerland, and Sweden top the index where Denmark stands out due to the efforts in energy security. Luxembourg was not in the top 10 but showed progress in energy equity (affordable and accessible), and the Philippines is leading the environmental sustainability dimension of the trilemma. Uruguay has the highest rank in Latin America, Israel in the Middle East, Mauritius in Sub-Saharan Africa and New Zealand kept in the top 10 considered as a regional leader.

The top three countries in the environmental sustainability dimension of the trilemma were Philippines, Iceland, and Colombia. Although these three countries have high geothermal or hydropower capacities, they have an important challenge to diversify their energy systems. In addition, they must strengthen the institutional framework that motivates the creation and implementation of policies through research (World Energy Council, 2016).

4. Progress and challenges in the offshore wind industry

Due to the high offshore wind energy potential for exploitation, several countries in Europe performed technical and economic consultancies for setting the extraction and distribution feasibility of this renewable energy in their States (Rodrigues et al., 2015). According to the review of the situation and projection of the offshore wind energy in Europe carried out by the same author, the installed yearly capacity grew 36.1 % from the construction in 2011 of the first offshore wind project. By 2015, the installed capacity was 7748 MW and 3198 MW of construction capacity.

The European Wind Energy Association informed in 2015 that 3230 turbines had been installed in Europe, distributed in 84 offshore wind farms. It was reported a generation of 11 027 MW of total capacity, an average water-depth installation of 27.2 m and a mean average distance to the coastline of 43.3 km (Ho et al., 2016).

According to Rodrigues et al. (2015), is expected that, shortly, Germany and UK remain as the leaders of the offshore wind industry in the world. Germany in 2015 reported a 10.5 GW installed capacity

and UK from 2008 begun its offshore development program to increase the total capacity to 28.9 GW.

UK is considered as a world leader in the offshore wind energy extraction. Kota et al. (2015) compared the installed capacity and potential of the offshore wind industry, and their conclusions mentioned that the UK to 2016 had more than twice the installed capacity of any country in the world.

Ireland in 2002 through a consultancy study established the costs and benefits that could generate the offshore wind energy (OWE). The study evidenced the political barriers and financial restraints in that year. Ireland wanted to reduce the annual emission of 2400 Ton of CO₂ and the import of fossil fuel up to 100 000 euros implementing OWE technology. The consultancy report recommended a demonstrative or pilot program, which would improve the confidence of investors, financial creditors, and technology developers (SEI, 2002).

The Netherlands in 1972 suffered the first oil crisis, what motivated this country to diversify its technologies and industries of energy extraction. Verhees et al. (2015) presented details about the actions taken by the Netherlands in 1986 to expand the energy industry. The research pointed several events related to the initiative of the country to promote the OWE. As a result, the Netherlands achieved through an energy company to build the first offshore wind farm in the North Sea, with an installed capacity of 100 MW. The report presented by the Netherlands Enterprise Agency in 2015 showed that the Netherlands has an installed capacity for OWE of 1000 MW, and is working to increment the capacity to 4000 MW for the 2023 (Netherlands Enterprise Agency, 2015).

In 2012, it was estimated an installed capacity of 4 GW of OWE in the marine zones in the north of Europe and was planned to increment the installed capacity to 40 GW in 2020 and 150 GW in 2030. The projections of installed capacity of tides and waves energy by 2020 are 2 GW, what shows the priority of OWE regarding others marine renewable energies (VLIZ, 2015).

The European Union between 2012 and 2016 carried out the MERMAID project, which tried to develop the next generation of multipurpose offshore platforms for marine energy extraction and mariculture. The project was integrated by 11 universities, 8 research centres, 5 large companies and 4 small and medium-sized enterprises (SMEs). Several projects had relation to MERMAID and were the followings: SI OCEAN, MARINET, SOWFIA, TROPOS, H2OCEAN, DEMOWFLOAT, MARINA platform, HiPRWind Project, UPWIND Project, PolyWEC project, ORECCA, SAFEWIND, 7MW-WEC-BY-11, NORSEWIND, PROTEST, RELIAWIND, TOPFARM, WAVEPORT, SEANERGY 2020 (VLIZ, 2015).

In Spain, there are not energy policies that guarantee a stable regulation frame that protects the interests of the investors, leading to a low motivation to develop the OWE technology. Contrary, the syndicate of renewable energies in France try to generate 15 GW for 2030 through offshore wind turbines (Colmenar-Santos et al., 2016).

The French Government committed to Europe to generate 6000 MW of OWE by 2020. In 2013, France produced 3000 MW of OWE, but according to the inspection of the established projection in 2013, the expectation will not be achieved in 2020. As a result, France decided to extend the

1
2
3
4 accomplishment of the objective to 2030, to increase the OWE production to 15 000 MW and to
5 create 30 000 new job positions (Syndicat des énergies renouvelables, 2013).
6

7 Turkey shows an annual increase of 8 % of energy demand. Therefore, this country had to import the
8 72 % of its energy. While the energy potential was 48 000 MW, the installed capacity for exploitation
9 to 2014 was 2959 MW (Kaplan, 2015). It has been identified that the complexity and slowness of
10 government administrative processes have limited the development of OWE technology in Turkey.
11 However, the Turkish Wind Energy Association (TWEA) commits to producing 20 GW by 2023 through
12 the improvement of the national energy network (GWEC, 2016).
13
14
15

16 The US Department of Energy reported that in 2030 the country would attend the 20 % of the
17 domestic demand, through the development of the installed capacity of the wind energy industry.
18 The wind energy potential that will attend the future demand is 251 GW, which 54 GW will come
19 from offshore wind farms in shallow waters (U.S. Department of Energy, 2008).
20
21

22 The fast growth of China has increased the domestic energy demand. Thus, the Chinese government
23 has to face the pressure of the economic development and the environmental deterioration due to
24 the fossil fuel utilisation (D. Zhang et al., 2017). D. Zhang et al. (2017) presented the development
25 status of renewable energies to 2017 in China and made a preliminary prediction of the renewable
26 energies in the next decades. The researchers concluded that the only way to manage the problem of
27 economic growth and high dependence of oil-gas energy would depend on the government initiatives
28 to encourage the construction of hydroelectric and wind farms in the short-term. Despite the high
29 wind energy potential and the social acceptance in some regions of China (Yuan et al., 2015), the
30 Chinese government recommends in the long-term to promote the solar, biomass and geothermic
31 energy (D. Zhang et al., 2017); the marine energies were not considered in the short or mid-term due
32 to the technology for exploitation requires more development.
33
34
35
36
37

38 Due to the coastal wind farms are more energy efficient, China plans to shift the energy extraction
39 from inland to offshore. Therefore, the country must promote a moderated long-term growth of the
40 offshore wind power (J. Zhang et al., 2017).
41
42

43 In the southwest coast of Younggwang region, South Korea plans to install the first offshore wind
44 farm by 2019. The project is located 15 km from the coast, and there were measured winds between
45 6.9-7.5 m/s and an average water depth of 20 m. The project is supported by public and private
46 resources, with 92.7 billion dollars (USD) available to generate 2500 MW of energy (Lee et al., 2013).
47
48

49 Nesamalar et al. (2017) analysed the status, barriers, and potential of renewable energies in the
50 Tamilnadu state (India), and showed that the state planned to generate 10.65 GW of renewable
51 energy by 2023, which 127 428 MW are associated to OWE (WISE, 2012).
52
53

54 Morocco is considered as one of the pioneer countries in the exploitation of renewable energy in the
55 Arab nations. Morocco plans to install 42 % of the national capacity for renewable energy extraction
56 by 2020 and a 52 % by 2030 (IRENA, 2014). The program was widely supported because the country
57 imports 96 % of the energy, and it is estimated that by 2030 the domestic energy demand will triple
58 (MEM, 2011; NRF, 2012).
59
60
61
62
63
64
65

In 2013, Azerbaijan established the goal in the short-term to produce 2500 MW where 800 MW were associated with wind energy (Vidadili et al., 2017). As a result, in 2010 were installed the first two offshore wind turbines by the Caspian Technology Company (CTC) in the waters of the Caspian Sea. The project reported a 1.7 MW of installed capacity and avoided the utilisation of 2.5 mln m³ of natural-gas (Baker and Safarzade, 2009).

Mexico has an onshore installed capacity that extracts 2621 MW of wind energy. By 2024 expects to attend the 35 % of the domestic demand, 40 % by 2035, and 50 % by 2050 through the renewable energies (solar, wind, biomass, geothermic, hydroelectric) (Pérez-Denicia et al., 2017).

Brazil has an offshore wind energy potential of 1.3 TW in marine areas with water-depth of 50 m. The offshore wind energy availability in Brazil is complementary to the availability of hydropower accounting for 61.2 % of the national generation capacity (GWEC, 2016). Also, nowadays Brazil has the challenge to reduce the costs of development of his offshore wind industry (Green and Vasilakos, 2011).

Considering the experiences of every country mentioned above is remarkable the development of OWE in Europe. The latest reports of installed offshore wind power capacity (MW) showed that the United Kingdom led worldwide, followed by Germany and China (Statista, 2018; Wind Europe, 2018). Examples of the increasing interest to develop OWE is evidenced in the increment of 10 % of global offshore capacity in 2017 (Richard, 2017), the start in 2019 of the offshore wind research centre funded by United Kingdom and China (Richard, 2018), and the expectation of expansion of global OWE market up to USD \$60 billion by 2024 (Froese, 2018).

Colombia is lagging in the development of wind energy onshore compared to other Latin American countries. According to the wind projects in progress, non-notable increases are foreseen in the coming year, so it is understandable a latency on OWE technologies arrival. While other Latin American countries such as Brazil and Mexico have a significant wind installed generation capacity, and the USA, China and European countries are investing in the OWE technology, there is no plan to develop the OWE technology in Colombia (UPME, 2015b). Hence, we should give special attention to prior experiences of developed and developing international OWE projects to reduce this development gap.

5. The Renewable Energy policy framework in Colombia

In Colombia, six entities regulate, control and incentivize the energy market. MINMINAS (*Ministerio de Minas y Energía*) manages the mineral and energy resources and guarantees the execution of energy projects to attend the energy demand (MINMINAS, 2018). The Colombian Commission for the Regulation of Energy and Gas (CREG) regulates and promotes a sustained development of the provision of public utilities for electric energy, gas fuel and public liquid fuel services (CREG, 2018a). The UPME is a special administrative unit of the national order with technical nature, attached to MINMINAS, which plans and supports the formulation of public policy and coordinates information

with sector agents and stakeholders (UPME, 2018). The Superintendence of Public Utilities monitor, watches and controls the entities and utility companies, including the energy sector (Superservicios, 2018). The Superintendence of Industry and Trade protects the rights of the consumers, and the free and healthy competition (Superintendencia de Industria y Comercio, 2018). The Institute of Planning and Promotion of Energy Solutions for non-interconnected zones (IPSE, *Instituto de Planificación y Promoción de Soluciones Energéticas para las Zonas No Interconectadas*), is an office ruled by MINMINAS. Its mission consists to improving the living conditions of communities, through the identification, development, promotion and operation of projects to bring energy to the localities that do not receive energy or where the service is limited (IPSE, 2018). These six institutions attend the energy demand and manage the energy market through their specific functions.

The CREG has created and integrated several guidelines to regulate the Non-conventional renewable energy sources, NCES (FNCER, *Fuentes No Convencionales de Energía Renovable en Colombia*) as seen in Table 2.

Table 2. Guidelines and methodologies for the associated activities to produce Non-conventional sources of renewable energy in Colombia.

| Guideline/Methodology | Description |
|---|---|
| Resolution CREG 85 (CREG, 1996), and 005 (CREG, 2010) | About surplus sales of co-generation. |
| Resolution CREG 153 (CREG, 2013) | About fuel supply contracts of agricultural origin for the reliability charge. |
| Resolution CREG 132 (CREG, 2014a) | Methodology to estimate the maximum electricity that can produce a generation plant permanently during low hydrologic conditions in one year (ENFICC, <i>Energía Firme para el Cargo por Confiabilidad</i>) for geothermal plants. |
| Decree 2469 (CREG, 2014b) | Self-generation for big scale. |
| Resolution CREG 024 (CREG, 2015a) | Self-generation for big scale. |
| Resolution CREG 061 (CREG, 2015b) | Methodology ENFICC for wind plants. |
| Resolution UPME 0281 (UPME, 2015c) | Power limit for self-generation in small scale |
| Resolution CREG 243 (CREG, 2016a) | Methodology ENFICC for solar plants. |
| Resolution CREG 026 (CREG, 2016b) | Transient dispositions to adapt the entrance of new generation plants to the system. |

| Guideline/Methodology | Description |
|-----------------------------------|--|
| Document CREG 161 (CREG, 2016c) | Regulatory alternatives for the NCES. |
| Decree 348 (MINMINAS, 2017) | Self-generation for a small scale. |
| Report 013 (CREG, 2017) | About market proposals for short-term, contract market and reliability charge (CxC, <i>Cargo por Confiabilidad</i>) and their implications over NCES. |
| Resolution CREG 015 (CREG, 2018b) | Establishment of a methodology for reimbursement of distribution activity of energy to the Interconnected National System. |
| Source: CREG (2018a) | |

To reduce the CO₂ emissions, Colombia improved the national economic development avoiding the increment of the GHG emissions (Prias Caicedo, 2010a). Then, between 2013 and 2015 the Ministry of Environment and Sustainable Development (MADS, *Ministerio de Ambiente y Desarrollo Sostenible*), created the Sectorial Action Plans (PAS, *Planes de Acción Sectorial de Mitigación para el Cambio Climático*), to integrate the other Ministries into the guidelines of MADS. In 2015, the PAS were approved through the law 1753 of 2015 for the period 2014-2018 (Senado de la República de Colombia, 2015); the Green Growth chapter gives the authorisation to the other Ministries to generate the implementation plan of PAS and the sectorial adaptation plans. In the COP21 held in Paris, Colombia was committed to reducing 20 % of GHG emissions (67 million Ton of CO₂) by 2030. Later, in February 2016, the National System of Climate Change (SISCLIMA, *Sistema Nacional de Cambio Climático*) was created, to manage the climate change in Colombia. As a result, SISCLIMA through the Intersectoral Commission on Climate Change (CICC, *Comisión Intersectorial de Cambio Climático*), planned the strategies to achieve the agreement of Paris (Murillo, 2017).

The authorisation of projects to generate energy from Non-Conventional Energy Sources (NCES) is given by two entities of MADS in Colombia: The National Agency of Environmental Licenses (ANLA, *Autoridad Nacional de Licencias Ambientales*) and the Regional Environmental Corporation (CAR, *Corporación Autónoma Regional*). The ANLA controls the exploration and generation projects of NCES with an installed capacity equal or higher than 100 MW. The CAR controls projects with an installed capacity equal or higher than 10 MW and less than 100 MW (Murillo, 2017).

Colombia established the action plan 2010-2015 of the Rational and Efficient Use of Energy and Non-Conventional Sources (PROURE, *Programa de Uso Racional y Eficiente de Energía y Fuentes No Convencionales*), to consolidate the culture of sustainable management of natural resources along the energetic chain (Prias Caicedo, 2010b). The plan pretended to generate economic, technical and regulatory conditions to encourage the energy market in Colombia and strengthen the national institutions and private organisations to develop subprograms and execute renewable energy projects.

After the UPME presented the "Expansion Generation Plan 2015-2029", to guarantee the energy reliability, which pretends to install the new hydroelectric capacity and the growth projection of minor plants, integrating conventional technologies such as the thermic and hydroelectric plants with non-conventional renewable energies (wind, geothermic, biomass and solar). The plan tries to motivate the generation of 1.2 GW from wind energy in La Guajira region. Additionally, the plan analysed the distribution of new 3.12 GW of wind energy in La Guajira region through integrating new technologies (UPME, 2016a).

Since the enactment of Law 697 of 2001 the use of renewable energy sources in Colombia have gained legislative status; the development programs to encourage and promote companies that import or produce parts or equipment that use the renewable energies was established as a duty of the National Government. The Ministry of Energy and Mines plans guidelines for policies, strategies, and instruments for the promotion of non-conventional sources of energy (Senado de la República de Colombia, 2001). After 17 years, the impact of the Law 697 has been limited, due to that Colombia barely reached the 2 % of the installed capacity and the 1.2 % of electricity generation of non-conventional renewable energy by 2017.

The establishment of a policy that would allow the design of guidelines to implementing non-conventional renewable energy projects, with attractive incentives for the Colombian companies included in the national energy market became a reality until 2014. Accordingly, the Law 1715 was promulgated to "promote the development and use of non-conventional sources of energy, mainly those of a renewable nature, in the national energy system, through its integration into the electricity market, its participation in non-interconnected areas and other energy uses" (Senado de la República de Colombia, 2014). This legislation incorporates into the environmental policies, the criteria of NCES, and the mechanism of generation and efficient management of the energy for its development in Colombia. Additionally, the law establishes the environmental parameters for the development of projects, and support to the MADS to regulate the CO₂ emissions.

The Law 1715 was a milestone for the development of the renewable non-conventional energy sources projects. The proposed incentives in that law are: a) annual reduction of income in projects to promote research, development and investment in the field of the production and use of energy from NCES, as well as the efficient management of energy, b) exclusion of the Value Added Tax (VAT) to encourage the use of energy from NCES, c) exemption from payment of Tariff Rights for new investments in new NCES projects and d) accelerated depreciation of assets for the generation activity from non-conventional energy sources (Gaona et al., 2015). The foreseeable impact of these incentives has been assessed by Castillo-Ramírez et al. (2017) as a very positive. However, Olaya et al. (2016) pointed out that some incentives that have been successful in other countries have been ignored. Up to 2017, 221 NCES application projects have been certified, with an estimated generation capacity of 1240.88 MW, which are in different stages of execution (Valencia, 2017).

Although Law 1715 is an important step forward in the development of the application of the non-conventional energy sources in Colombia and its insertion in the Interconnected National System, Pereira Blanco (2015) considered a limited scope in the Law 1715 because only promotes activities to

the application of the no conventional energy sources in Colombia. Also, Olaya et al. (2016), mentioned that the law does not indicate mechanisms for implementing the NCES projects.

Since 2006 it has been pointed out the deficiencies in the regulation and the lack of adequate tariffs (Ruiz and Rodríguez-Padilla, 2006), a situation that still is maintained (Edsand, 2017; Román et al., 2018). There is uncertainty regarding the implementation of non-conventional renewable sources because the lack of regulations for the rate of adoption, prices, and problems of security of supply in the Colombian energy market (Jimenez et al., 2016). The lack of a methodology and rules to calculate the contribution of wind and other energy sources limited the estimation of reliability payments in energy auctions (Botero B et al., 2010). Olaya et al. (2016) has also criticised that Law 1715 leaves unresolved structural problems of the electricity market that lead non-conventional renewable energy sources to compete under disadvantageous conditions against conventional energy sources.

Although there is a national indicative plan (UPME, 2016b), which establishes the actions and sectorial measures for the fulfilment of the goals in the energy sector by 2022, in the case of the non-conventional renewable sources, there are no mandatory compliance targets established. Then, Roman et al. (2018) strongly recommend following the example of countries such as Chile, Mexico and Argentina that have established by law the goal of 10 % of electricity generation from non-conventional energy sources. The UPME (2015c) showed that the use of the non-conventional energy sources in Colombia is in a primary state. Also, the technical developments, capacity and experience have not been achieved, what may delay the implementation of Law 1715.

6. Offshore wind energy potential in Colombia

The World Bank in 2010 pointed out that the dynamics of the wind energy availability in Colombia is complementary to the hydroelectrical energy regime. It means that during dry seasons, Colombia presents maximum wind speeds. According to the report, wind speed reaches 9 m/s [32 km/h] at the height of 50 m (Dudhia et al., 2004), generating possibilities to wind energy exploitation (ESMAP, 2010). Colombia has a wind potential of 18 GW just in La Guajira onshore areas, with the capacity to attend twice the domestic energy demand (Pérez Bedoya and Osorio Osorio, 2002). The annual mean wind speed map at surface level in Colombia was recently updated, where it is possible to identify velocities about 15 m/s close in the coastal and offshore areas of the Caribbean region (Fig. 2) (IDEAM, 2018).

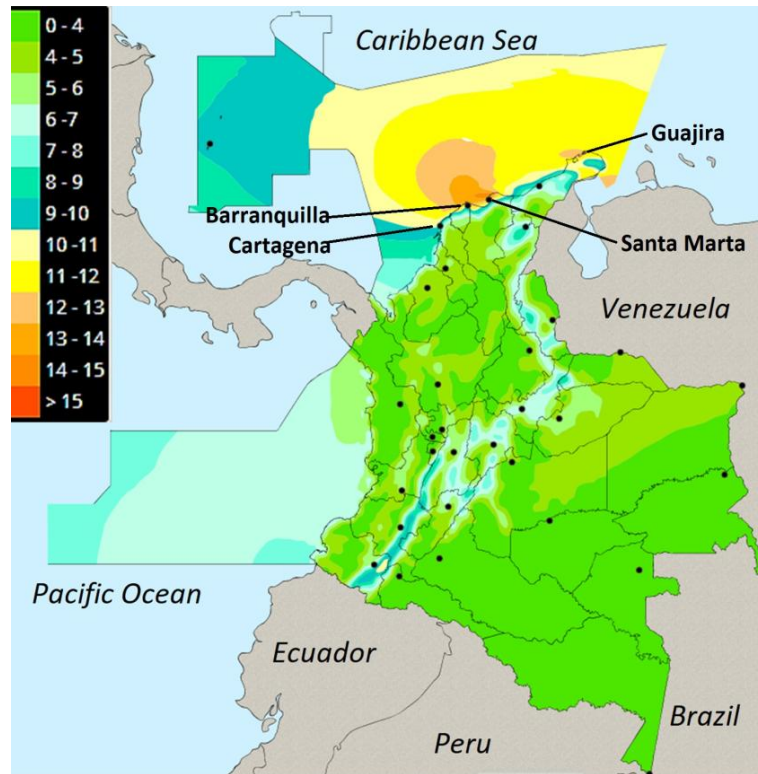


Fig. 2. Distribution of annual mean wind speed (m/s) in Colombia. Black dots represent the climate stations used for the analysis, and contour colours are blended data with WRF modelled results (www.wrf-model.org). Modified from: IDEAM (2018).

The IDEAM (2018) also published the study of annual wind energy power density in Colombia at 80 m of elevation, and reported values about 1728 W/m^2 in Barranquilla and Santa Marta and La Guajira region (Fig. 1), and 1000 W/m^2 to 1331 W/m^2 for Cartagena. For the calculation of the wind energy power density the study extrapolated to 80 m of elevation the wind speed from 10 m using the logarithmic wind profile equation, the air pressure and temperature using the equations of (Dudhia et al., 2004). As a result, the assumptions stated by IDEAM in its research could have overestimated the wind power density in the study areas.

In order to verify the offshore wind energy potential of Colombia in the locations with the highest records of wind speed (Fig. 2), this research used the reanalysis database (NOAA, 2016) and extracted the wind, air temperature and air pressure data of 10 m, 110.8 m (1000 hPa) and 323.2 m (975 hPa) levels from 1979 to 2015 years.

The monthly variation of wind speed (m/s) in the study areas (Fig. 3) evidenced that the wind speed increase with an annual increment of 0.043 m/s for Barranquilla, 0.037 m/s for La Guajira, 0.036 m/s for Santa Marta, and 0.013 m/s for Cartagena. The wind rose of the study areas (Fig. 4) showed predominant winds from northeast in Barranquilla, Cartagena and Santa Marta cities, and winds from east in La Guajira location.

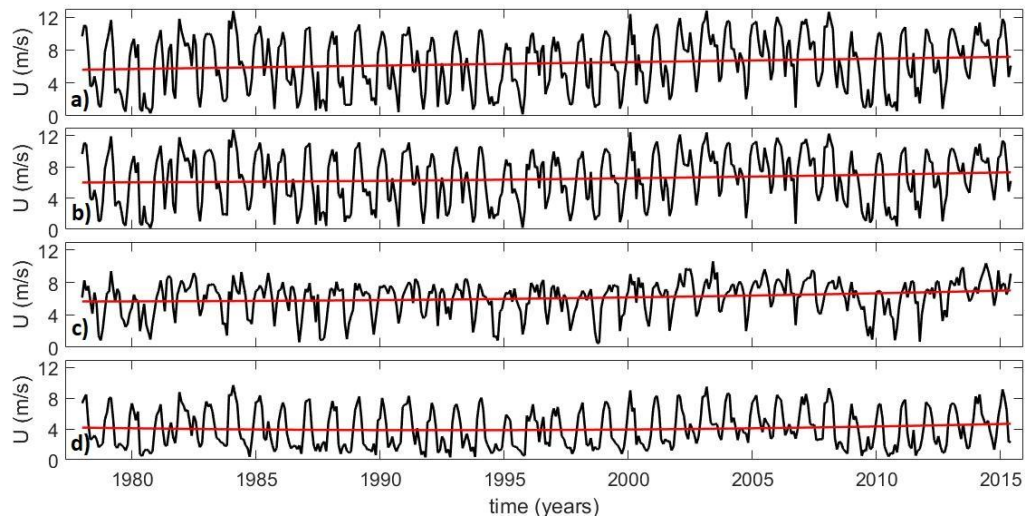


Fig. 3. Monthly variation of wind speed (m/s) in the study areas from January 1979 to June 2015: a) Barranquilla, b) Santa Marta, c) La Guajira and d) Cartagena. The red line represents the linear trend.

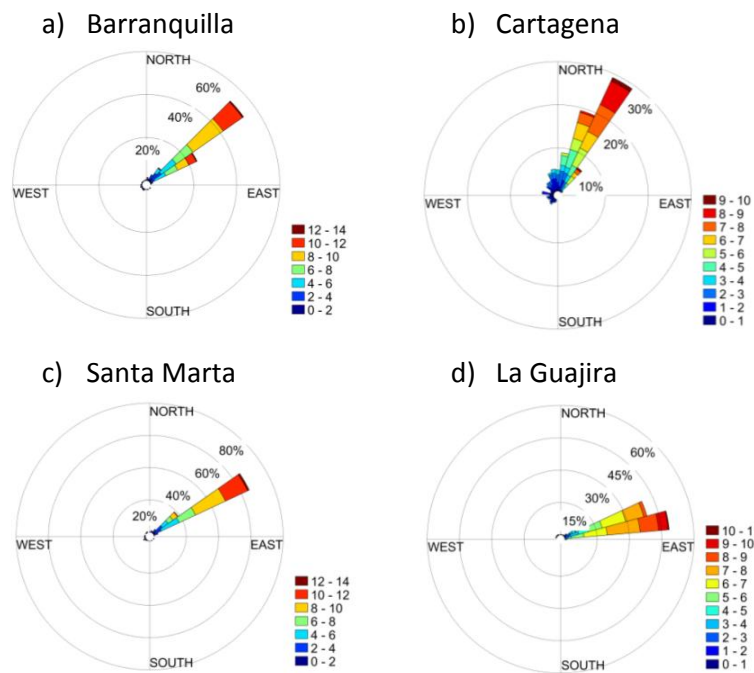


Fig. 4. Wind rose (m/s) of the study areas from January 1979 to June 2015.

The monthly mean of wind speed at 10 m in the study areas evidenced that the annual climate variability is bimodal in magnitude (Fig. 5), with the highest wind speed records in February and July for all the locations, and the lowest wind velocities occurred in October. During the December-April

period the maximum wind speeds are presented in the Colombian Caribbean region (Ricaurte-Villota and Bastidas Salamanca, 2017). In the months of June and July, the winds are reactivated due to the local climate event known as the *veranillo de San Juan* (Andrade and Barton, 2000). Finally, during the months of October and November the winds weaken, what generate the highest rainfall of the year due to the positioning of the Intertropical Convergence Zone (ITCZ) in the northern of the Colombian Caribbean coast (CIOH, 2010).

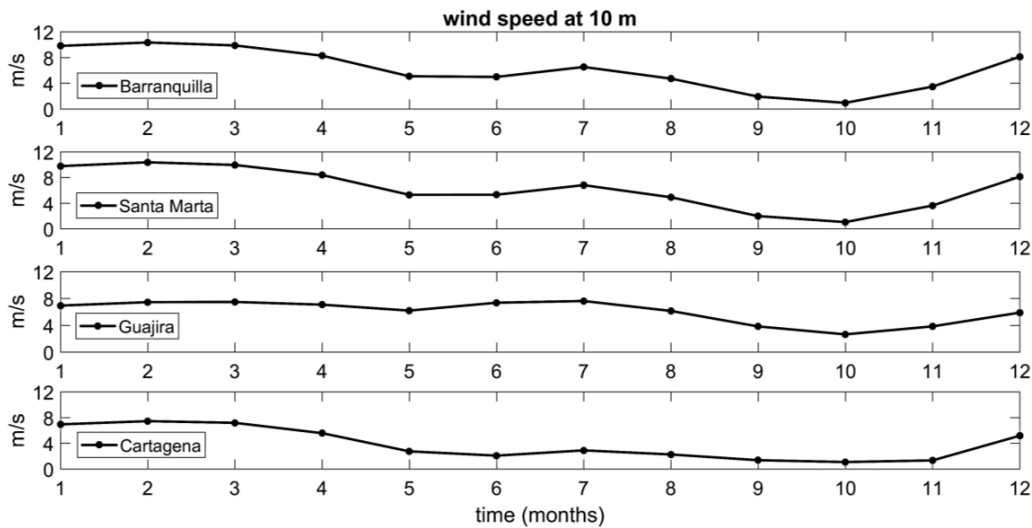


Fig. 5. Monthly mean of wind speed at 10 m in the study areas (derived from 1979 to 2015).

The mean annual wind speed of 7 m/s in the study areas and the maximum wind speeds of 11.5 m/s in Barranquilla and Santa Marta (Fig. 5), showed a wind power class 7 according to the Wind Energy Resource Atlas (Elliott et al., 1987). The projects for commercial wind power extraction become feasible about wind power class 4.

In addition, considering the classification of wind power of the International Electrotechnical Commission (British Standard, 2006), it is possible to state that Barranquilla and Santa Marta are classified I (High wind) from December to April. Also, the annual mean wind speeds of Barranquilla (7.2 m/s), Santa Marta (7.3 m/s) and La Guajira (7.0 m/s) locations and their trend of increment evidenced in Fig. 3 allow a classification of III (Low wind), which suggest a high feasibility to develop wind energy projects.

A wind class III requires installing turbines with extra-large rotor (100 m to 150 m of diameter) to capture as much energy as possible. Furthermore, turbines of class III rarely needs wind monitoring because the expected wind loads will not affect the structural stability. Wind class II are the most commons turbines designed for sites with annual mean velocities up to 8.5 m/s, and wind class I are designed to work with velocities above 8.5 m/s. The class I turbines are the smallest type, heavier-duty in design, with short blades to reduce the effect of wind loads over the structure (Renewables First, 2018).

The monthly mean of wind power density at 10 m of elevation (Fig. 6) evidenced that La Guajira showed values close to 200 W/m² during the year, except from September to November when the ITCZ is located over the study area. Santa Marta has the highest wind power density at 10 m, evidenced in the period from December to April with 658 W/m² in February.

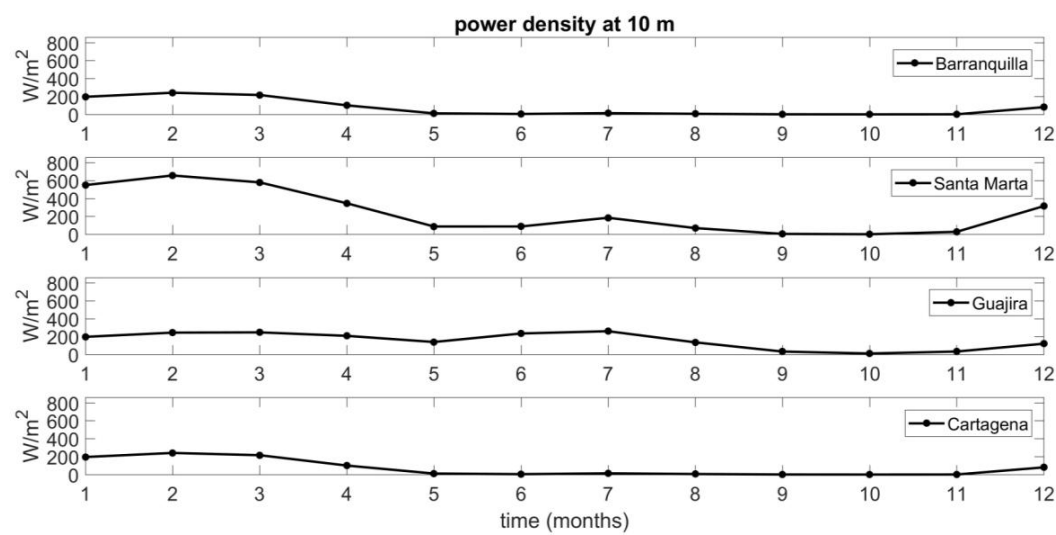


Fig. 6. Monthly mean of wind power density at 10 m of elevation in the study areas (derived from 1979 to 2015).

La Guajira, regarding the monthly mean of wind power density at 110.8 m of elevation (Fig. 7), increased the power density up to 482 W/m². It is the location with the highest power density values of the study areas.

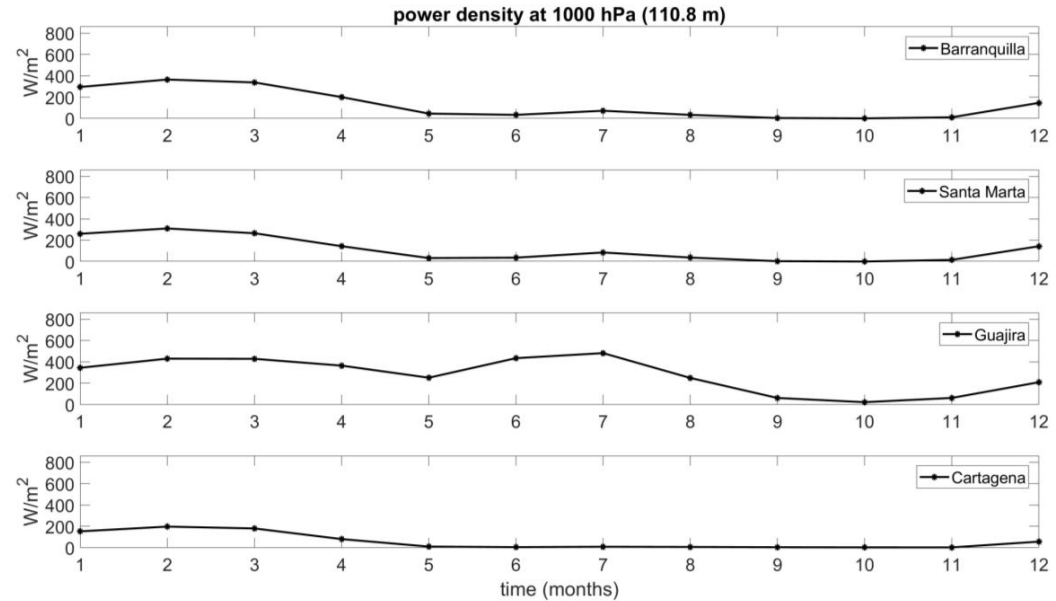


Fig. 7. Monthly mean of wind power density at 110.8 m of elevation in the study areas (derived from 1979 to 2015).

Interestingly, Barranquilla reported the highest monthly mean of wind power density at 323.2 m of elevation (Fig. 8) with 857 W/m^2 in February. La Guajira area showed values over the 200 W/m^2 during the year except for the period from September to November, where wind speed decrease due to the effect of ITCZ mentioned above.

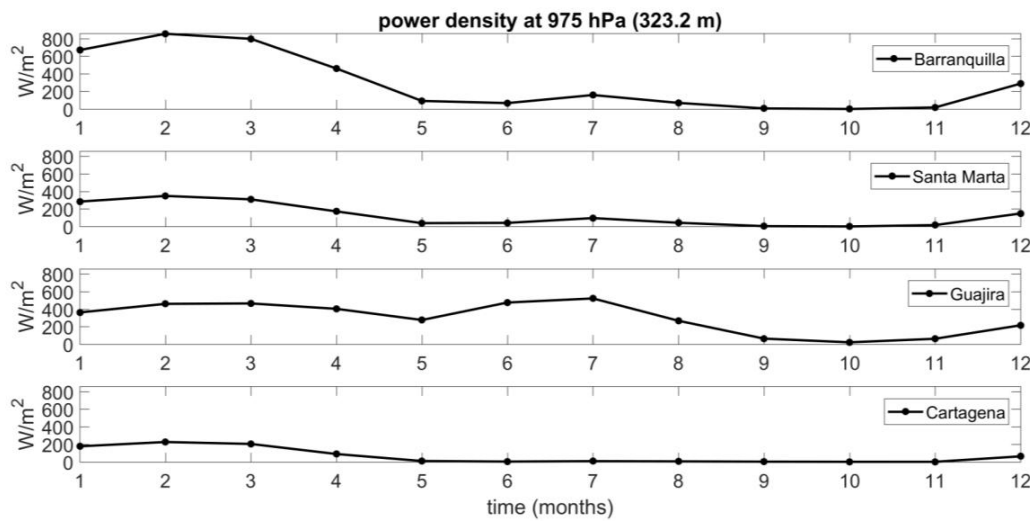


Fig. 8. Monthly mean of wind power density at 323.2 m of elevation in the study areas (derived from 1979 to 2015).

Considering the wind speed and the wind power density of the four study areas, is possible to state that Barranquilla, Santa Marta and La Guajira have potential to implementing offshore wind farms. For La Guajira, is feasible to generate energy with offshore wind turbines class I, II or III with hub heights at 30 m, 50 m 100 or 300 m over the mean sea water level (MSWL); the lower is the power density, the higher should be the rotor diameter. Barranquilla has the highest power density at 323.2 m (Fig. 8), which could be utilised through wind turbines class I with 300 m of height and rotor diameter less than 100 m.

The wind speed at 10 m (Fig. 5) showed that Barranquilla, Santa Marta and La Guajira locations are feasible to implementing offshore wind turbines class III, which can generate energy with rotor diameter about 100 m and hub heights over the 70 m. Actually, the GE Renewable Energy company develops the project Haliade-X 12 MW, with a hub height of 260 m and 220 m of rotor diameter becomes the tallest offshore wind turbine class I in the world (GE Renewable Energy, 2018).

The offshore wind farms in the study areas could provide the maximum amount of energy to the Colombian energy system, from December to April and from June to August, mainly when hydroelectric plants are in low production. During the period of September to November when the wind speed is low, the increment of rainfalls due to the positioning of the ITCZ over Colombia

contributes to increase the capacity of energy generation of the hydroelectric plants. This complementary generation system will reduce the risk of energy availability in Colombia, and could open opportunities to export energy to the Latin American and the Caribbean regions.

7. Marine renewable energies in Colombia

The marine renewable energy potential for Colombia (waves, tides, currents, winds and thermohaline gradients) had been studied thoroughly in the last decade. In this sense, the potential of marine waters in Colombia to generate energy through OTEC (Ocean Thermal Energy Conversion) was presented in 2014. The research concluded that the San Andrés Island is ideal to implementing the OTEC technology (Devis-Morales et al., 2014).

Ortega-Arango (2010) reported the possible technologies for wave energy extraction; the study area was the *Isla Fuerte* Island in the Colombian Caribbean. The research recommended the Sea based Wave Energy Converter, because it works in very shallow waters, the simplicity of its components and the energy generation mechanisms. The results of the research were not conclusive for the energy extraction, due to the lack of technical information of the energy converter and the scarce wave in situ data, limited to establish recommendations for feasibility projects in the study area.

Alvarez-Silva and Osorio (2015) showed that in Colombia the energy potential of the saline gradient in the Magdalena River mouth is 15 157 MW and 187 MW for the *León* River in the *Urabá* Gulf, concluding that both study areas are ideal for energy extraction.

Realpe-Jiménez et al. (2012) evaluated the wind energy potential in the Colombian islands. Through numerical modelling, they estimated that the most wind energy potential was in the Island of San Andrés (North West of Colombia, near Nicaragua), with 5106 MWh/year at 70 m of height.

A research was carried out in 2016 to estimate wave energy potential in several places in Colombia (Osorio et al., 2016). The researchers calculated the energy potential of currents, waves, tides and thermohaline gradients. The study mentioned that there are different points or distributed zones in Colombia according to the energy source. For the Caribbean coast, they identified five points for energy saline gradient extraction and one point for wave energy; in the San Andrés Island, they report one point for temperature gradient. In the Pacific coast, they recommend three points for wave energy and three points for tide energy.

The study mentioned above has shown relevant information about marine renewable energy in Colombia, mainly currents, waves, tides and thermohaline gradients. This study recommended improving the knowledge about the availability and quality of the mentioned renewable sources and the technical and economic availability for exploitation. However, there are no public evidence about detailed offshore wind energy information for specific places, or technical, or financial feasibility studies for installation, extraction, and operation of offshore wind farms in Colombia.

8. Needs, challenges, and opportunities for Colombia

The high availability of hydric resources allows Colombia to have an electric system highly reliable and competitive. According to the World Energy Council (2014), the Colombian electric system is vulnerable to climatic phenomena that can decrease water availability. The El Niño - South Oscillation (ENSO) phenomenon has generated droughts during the periods 1991-1992, 2002-2003 and recently during 2015-2016. The report published by IDEAM mentioned that the most intense period led to Colombia to an energy saving regime, to avoid an imminent electrical rationing. Low water levels of dams during El Niño (2015-2016), the limited gas offer, and the high oil prices put at risk the Colombian electric system in 2016 (Dinero, 2015)

The transition of Colombia to renewable energies has begun, and it is evidenced in recent decisions taken by the public and private sectors (CREG, 2018b). Contreras and Rodríguez (2016) developed a proposal to improve the policies of the renewable energy management, through mechanisms of articulation, distribution, and financing of private sectors with public participation. They consider that private sector must facilitate resources for the execution of the project, and the public sector must acquire the responsibility of regulating and distributing the energy service.

As stated by Botero et al. (2010) and Vergara et al. (2013), some incentive mechanisms are needed to increase wind power implementation; tax exemptions is one way but not the most efficient. In this regard, the reform proposed by Contreras and Rodriguez (2016) considers incentives that generate interest to develop renewable energy projects. The main recommendations given in the reform are:

- Definition of the distributed generation as part of the power supply chain.
- Definition of the mechanisms to incentive renewable energy uses according to the characteristics of the country where potential menaces to wind energy project can be mitigated.

Franco-Cardona et al. (2015) presented the energetic trilemma to develop the energy market, which guarantees the environment protection, the energy supply, and the economic sustainability. They pointed out that to study the economic effect generated by implementing non-conventional renewable energies, it is necessary to analyse the effect of the cost reduction in the energy rates through subventions. Additionally, they concluded that different policies in Colombia could be implemented for reducing the Carbon emissions, motivate the renewable energy industry, and guarantee the energy supply keeping the balance between offer and demand.

The reduction of hydroelectric energy during El Niño (2015-2016) and the elevated costs of oil fuel in that period (Dinero, 2015) motivated to increment and diversify the domestic energy offer. The recent decisions taken by the Colombian government evidence the interest to incentive the renewable energy exploitation.

Castro Ferreira (2017) showed that the guarantee of an efficient and sufficient electricity offer requires a reliable infrastructure, and the expansion of NCES. Then, to enhance the offer are necessary administrative mechanisms through contracts as "Take or Pay," "Energy Purchase

Agreements (EPAs), "Pay the generated" and "Green Bonus." Zuluaga and Dyner (2007) analysed simulations of the Colombian market and concluded that direct subsidies have a major effect on the renewable energy technology diffusion than initiatives such as fiscal policies (tax exemptions).

Ortiz (2017) specified that the development of NCES requires the retribution of self-generation surpluses, the improvement of information about NCES potential and availability, the definition of additional mechanisms to diversify the electric matrix, the adjustments of market mechanisms (bilateral contracts, reliability charge, auctions), and a normative for the exploitation of geothermal resources. Additionally, some challenges to overcome were identified for the NCES development: integration of climate change policy to the energy policy, coordination of licensing processes for generation and transmission, intermittency of NCES, and development of projects to expand the NCES.

The association of Renewables Energies (*Ser Colombia, Asociación de energías renovables Colombia*) sent several communications to the MADS and ANLA, about the environmental licensing requirements for NCES and Thermal (Fossil fuel) in Colombia. The communications pointed out that requirements for NCES could be reduced or modified due to the low environmental and social impact compared to thermal plants. Ávila (2017) highlighted examples of the mentioned modifications suggested by Ser-Colombia:

- Location: General and not detailed with planimetry and altimetry.
- Characterisation for structural elements: it is not required such a detailed characterization like fails, minor discontinuities, and others. These projects just require excavations of 1.5 m of depth or less and less than 0.3 m of diameter.
- Aquifer vulnerability: It is only necessary an evaluation of aquifer vulnerability to contamination if the NCES project requires water.
- Do not demand studies for local meteorology and wind modelling, due to the contaminant emissions during the construction phase are low.

The UPME reported 160 projects applying for benefits in February 2017, where 136 correspond to solar energy, 8 to hydroelectric, 8 to biomass, 6 to wind, 2 for geothermal energy; about these projects, 94 were approved, 46 under review, 25 in registering, and 4 rejected. The applying projects represent a total capacity of 1,214 MW, which 560 MW are for biomass, 376 MW for Eolic, 195 MW for geothermal energy, 63 MW for solar, and 12 MW for hydroelectric energy (Valencia, 2017).

The possible events of the distribution of generated additional capacity and associated cost reported by Valencia (2017), evidenced that condition 3 showed the lowest investment costs from all the scenarios (Table 3). The condition 2 suggests more additional expansion for wind energy and no additional expansion of coal, and condition 3 suggests more additional expansion for solar and geothermal energy and zero additional expansion for coal.

Table 3. Present and future scenarios according to conditions base installed capacity (MW) and additional expansion (MW).

| | Condition 0 | Condition 1 | Condition 2 | Condition 3 | Condition 4 |
|--|-------------|-------------|-------------|-------------|-------------|
|--|-------------|-------------|-------------|-------------|-------------|

| Source | Base | expansion | Total | expansion | Total | expansion | Total | expansion | Total | expansion | Total |
|---------------------|--------|-----------|--------|-----------|--------|-----------|--------|-----------|--------|-----------|--------|
| Hydro (over 10 MW) | 10 890 | 1427 | 13 517 | 1824 | 13 914 | 1824 | 13 914 | 1878 | 13 969 | 1824 | 13914 |
| Gas | 3509 | 147 | 3656 | 147 | 3656 | 147 | 3656 | 147 | 3656 | 147 | 3656 |
| Coal | 1344 | 970 | 2564 | 859 | 2453 | 0 | 1594 | 0 | 1594 | 1080 | 2674 |
| Hydro (under 10 MW) | 745 | 793 | 1539 | 793 | 1539 | 793 | 1539 | 793 | 1539 | 793 | 1539 |
| Cogeneration | 117 | 285 | 402 | 285 | 402 | 285 | 402 | 285 | 402 | 331 | 448 |
| Wind | 0 | 1456 | 1456 | 727 | 727 | 1456 | 1456 | 727 | 727 | 1456 | 1456 |
| Solar | 0 | 234 | 234 | 130 | 130 | 64 | 64 | 210 | 210 | 130 | 130 |
| Geothermal | 0 | 50 | 50 | 0 | 0 | 0 | 0 | 50 | 50 | 0 | 0 |
| Others | 0 | 0 | 88 | 0 | 88 | 0 | 88 | 0 | 88 | 0 | 88 |
| Total | 16 606 | 5362 | 23 506 | 4765 | 22 909 | 4569 | 22 713 | 4091 | 22 235 | 5761 | 23 904 |

Source: Valencia (2017)

The OWE technology is still not considered as an interesting alternative for the NCES projects. This technology requires a continuous research to reduce the associated costs and requires a specific research to evaluate the OWE potential to increment the domestic offer in Colombia. Accordingly, it is necessary a specialised personnel (interdisciplinary professionals and technicians) that support the research and development of the OWE industry.

Despite the authors has developed three studies carried out in Colombia related to the design of offshore wind turbines (Rueda Bayona, 2015, 2017; Rueda-Bayona et al., 2019) there are limitations to wind energy diffusion as referred by Edsand (2017). Even though there are advances in the offshore engineering, it is necessary that the Colombian government promotes and strengths the academic, research and development programs that lead to specialised personnel training, and through them, the country can take decisions that support the execution of offshore energy projects.

9. Limitations of the study and future research directions

Colombia has a tremendous opportunity to increase all the legal context and public policies to motivate investments related to non-conventional sources of renewable energies (NCES). Since the main source for power comes from water resources, Colombia is one country considered as

1
2
3
4 privileged regarding this resource. There is not enough interest to develop opportunities and
5 technologies. This lack of interest is represented in limited data to evaluate the oceanographic and
6 maritime climate conditions for research and the design of offshore wind farms. It is expected that
7 this study and further ones increase the interest in this area and encourage the private sector to
8 explore alternative and renewable sources of energy for non-connected areas (i.e. rural regions) or as
9 an alternative for dry seasons.
10

11
12 To advance into the offshore wind exploitation in Colombia, it is required a more detailed study to
13 identify the best locations to install wind farms according to the energy potential. Hence, it is
14 essential to evaluate the feasibility to install the appropriated technology according to the
15 topography and soil mechanics of the seabed, the building materials performance and the
16 identification of the social and environmental potential impacts that could be generated, through
17 quantitative methods such as Life Cycle Assessment (LCA).
18

19
20 There is an upcoming initiative led by the Nueva Granada Military University (www.umng.edu.co)
21 starting at 2019 focussed in pre-design the first offshore wind turbine in Colombia through the
22 research project INV-ING-2985. The Project will analyse the hydromechanics, structural dynamics,
23 fatigue, materials, foundations and the environmental and economic considerations considering the
24 United Nations Sustainable Development Goals.
25
26
27
28

29 30 31 **10. Conclusions** 32

33
34 The transition to renewable energies requires a series of actions and events that guarantee its
35 sustainability. The Colombian government must keep developing public policies that motivate the
36 exploitation of marine renewable energies. Likewise, Colombia must increase the knowledge of the
37 availability of renewable sources and the technical and economic feasibility of marine renewable
38 projects. Additionally, Colombia needs to identify the potential effects due to the non-transition to
39 clean energies and the costs of implementing offshore renewable technologies.
40

41
42 The onshore wind energy at present is dominated by Europe, where the land availability is scarce,
43 and some communities do not accept the installation of these structures easily. As a result, the wind
44 energy sector is increasing the number of offshore wind projects, not only by land restrictions but
45 also because the offshore wind energy is abundant and a good quality source.
46
47
48

49
50 The knowledge of the availability of offshore renewable energies requires enhancing the acquisition
51 of primary data through in situ techniques, and the improvement of policies to access to national
52 databases. The measurement of currents, waves, winds, temperature, and salinity in the ocean
53 require higher temporal and spatial resolutions.
54

55
56 The technical and economic feasibility of offshore energy projects need specialised personnel, then,
57 Colombia must define an integrated industry-academia policy. Colombia can consider the
58 experiences of Europe about the strategies of private sector investments for the execution of
59 offshore wind energy projects. Colombia can establish tax incentives and financial alternatives to the
60
61
62
63
64
65

development and innovation of companies that will allow the implementation of OWE pilot projects with the support of universities and research centres. The results of pilot projects will define the mechanisms to implementing the design, production, installation, generation, maintenance and dismantling processes and methodologies.

The Colombian government needs to improve the communication with different actors of society (communities, fishing industry, environmentalist), and economic sectors associated with tourism, mariculture, energy, naval, port, and security. A permanent and transparent communication between the State and the society will guarantee the execution of OWE projects and the sustainable production and distribution in the territory.

The estimates of offshore wind energy in the Colombian Caribbean region made by the IDEAM are over-calculated to a level over 1700 W/m^2 (IDEAM, 2018). Although using data from satellite measurements more accurate and improved modelling techniques, our results are much lower. We found that three of the regions studied, La Guajira (482 W/m^2 , at 110.8 m), Barranquilla (857 W/m^2 , at 323.2 m) and Santa Marta (658 W/m^2 at 10 m) have relevant energy potential. These results are at the same level as the bests onshore locations inside La Guajira peninsula but without a barrier of the rejecting of the indigenous people which have severely delayed the wind energy development (UPME, 2015a). Also, the high performance of winds in the studied areas during the dry season (energy density over 300 W/m^2 from December to April), in coincidence with the low electricity generation from hydroelectric facilities, evidence a complementarity that could reduce the gas-based power generation, which is increasingly needed due to the El Niño – South Oscillations events.

Although further more in-depth studies are required to identify the areas where it is feasible to place offshore wind farms, the energy potential obtained in this work makes possible to predict that the potential offshore generation capacity can exceed the identified 20 GW onshore. These findings could contribute to the path of Colombia for a completely clean and renewable electric matrix in the not too distant future reach.

Considering the latest reports of wind energy international markets and expectations, the recent investments to increase the OWE research, and the calculation of local OWE potential, now it is the opportunity for Colombia to be a relevant energy exporter and leader in OWE technology. This opportunity will help to reduce the carbon emissions and will increment job opportunities in the energy market and the associated economic sectors.

Acknowledgments

Authors thank Universidad del Norte for the financial support through UNINORTE doctoral Fellowship (2013-2017) [grant number UN-OJ-2013-22058].

References

- Ahuja, D., Tatsutani, M., 2009. Sustainable energy for developing countries. SAPIENS Surv. Perspect. Integrating Environ. Soc.
- Álvarez Castañeda, W.F., Martínez Tejada, L.A., Alvarado Fajardo, A.C., 2013. Aplicación de la ecuación de Weibull para determinar potencial eólico en Tunja-Colombia, in: XX Simposio Peruano de energía solar - XXSPES. Presented at the XX Simposio Peruano de energía solar, APES, Asociación Peruana de Energía Solar y del Ambiente, Tacna, Perú, p. 8.
- Alvarez-Silva, O., Osorio, A.F., 2015. Salinity gradient energy potential in Colombia considering site specific constraints. *Renew. Energy* 74, 737–748.
<https://doi.org/10.1016/j.renene.2014.08.074>
- Andrade, C.A., Barton, E.D., 2000. Eddy development and motion in the Caribbean Sea. *J. Geophys. Res. Oceans* 105, 26191–26201. <https://doi.org/10.1029/2000JC000300>
- Ávila, J.D., 2017. Realidades y necesidades del licenciamiento en los proyectos de generación por fuentes no convencionales, in: 1er encuentro internacional de energías renovables, viabilizando la diversificación de la matriz energética. Presented at the 1er encuentro internacional de energías renovables, viabilizando la diversificación de la matriz energética, Riohacha, La Guajira, Colombia.
- Baker, R., Safarzade, E., 2009. Azerbaijan Alternative Energy Sector Analysis and Roadmap (No. R-CDTA 7274). ADB, Asian Development Bank.
- Botero B, S., Isaza C, F., Valencia, A., 2010. Evaluation of methodologies for remunerating wind power's reliability in Colombia. *Renew. Sustain. Energy Rev.* 14, 2049–2058.
<https://doi.org/10.1016/j.rser.2010.02.005>
- Breton, S.-P., Moe, G., 2009. Status, plans and technologies for offshore wind turbines in Europe and North America. *Renew. Energy* 34, 646–654. <https://doi.org/10.1016/j.renene.2008.05.040>
- British Standard, 2006. Wind Turbines: Part 1 Design requirements BS EN 61400-1:2005.
- Burch, S., 2010. In pursuit of resilient, low carbon communities: An examination of barriers to action in three Canadian cities. *Energy Policy* 38, 7575–7585.
<https://doi.org/10.1016/j.enpol.2009.06.070>
- Castillo-Ramírez, A., Mejía-Giraldo, D., Molina-Castro, J.D., 2017. Fiscal incentives impact for RETs investments in Colombia. *Energy Sources Part B Econ. Plan. Policy* 12, 759–764.
<https://doi.org/10.1080/15567249.2016.1276648>
- Castro Ferreira, G., 2017. Esquema regulatorio, in: 1er encuentro internacional de energías renovables, viabilizando la diversificación de la matriz energética. Riohacha, La Guajira, Colombia.
- Cheng, P.W., 2002. A reliability based design methodology for extreme responses of offshore wind turbines. DUWIND Delft University Wind Energy Research Institute, Delft, The Netherlands.
- CIOH, 2010. Climatología de los principales puertos del caribe colombiano - Riohacha [WWW Document]. URL <https://www.cioh.org.co/meteorologia/Climatologia/ResumenRiohacha1.php> (accessed 1.20.19).
- Colmenar-Santos, A., Perera-Perez, J., Borge-Diez, D., de Palacio-Rodríguez, C., 2016. Offshore wind energy: A review of the current status, challenges and future development in Spain. *Renew. Sustain. Energy Rev.* 64, 1–18. <https://doi.org/10.1016/j.rser.2016.05.087>
- Contreras, J., Rodríguez, Y.E., 2016. Incentives for wind power investment in Colombia. *Renew. Energy* 87, 279–288. <https://doi.org/10.1016/j.renene.2015.10.018>

- 1
2
3
4 CREG, 2018a. Comisión de Regulación de Energía y Gas - CREG - Mission and Vision [WWW
5 Document]. URL [http://www.creg.gov.co/index.php/en/2016-12-19-19-29-04/who-are-](http://www.creg.gov.co/index.php/en/2016-12-19-19-29-04/who-are-we/mission-and-vision)
6 [we/mission-and-vision](http://www.creg.gov.co/index.php/en/2016-12-19-19-29-04/who-are-we/mission-and-vision) (accessed 3.11.18).
7
8 CREG, 2018b. Resolución 015 de 2018 [WWW Document]. URL
9 [http://apolo.creg.gov.co/Publicac.nsf/1c09d18d2d5ffb5b05256eee00709c02/65f1aaf1d57726](http://apolo.creg.gov.co/Publicac.nsf/1c09d18d2d5ffb5b05256eee00709c02/65f1aaf1d57726a90525822900064dac/$FILE/Creg015-2018.pdf)
10 [a90525822900064dac/\\$FILE/Creg015-2018.pdf](http://apolo.creg.gov.co/Publicac.nsf/1c09d18d2d5ffb5b05256eee00709c02/65f1aaf1d57726a90525822900064dac/$FILE/Creg015-2018.pdf) (accessed 3.10.18).
11 CREG, 2017. Circular N°013 [WWW Document]. URL
12 [http://apolo.creg.gov.co/Publicac.nsf/52188526a7290f8505256eee0072eba7/0f15fddec93f80](http://apolo.creg.gov.co/Publicac.nsf/52188526a7290f8505256eee0072eba7/0f15fddec93f80ef052580eb005239dc?OpenDocument)
13 [ef052580eb005239dc?OpenDocument](http://apolo.creg.gov.co/Publicac.nsf/52188526a7290f8505256eee0072eba7/0f15fddec93f80ef052580eb005239dc?OpenDocument) (accessed 3.11.18).
14
15 CREG, 2016a. Resolución 243 de 2016 [WWW Document]. URL
16 [http://apolo.creg.gov.co/Publicac.nsf/1c09d18d2d5ffb5b05256eee00709c02/82606579833fa](http://apolo.creg.gov.co/Publicac.nsf/1c09d18d2d5ffb5b05256eee00709c02/82606579833fa7d3052580c0004f7b6a/$FILE/Creg243-2016.pdf)
17 [7d3052580c0004f7b6a/\\$FILE/Creg243-2016.pdf](http://apolo.creg.gov.co/Publicac.nsf/1c09d18d2d5ffb5b05256eee00709c02/82606579833fa7d3052580c0004f7b6a/$FILE/Creg243-2016.pdf) (accessed 3.11.18).
18
19 CREG, 2016b. Resolución 026 de 2016 [WWW Document]. URL
20 [http://apolo.creg.gov.co/Publicac.nsf/1c09d18d2d5ffb5b05256eee00709c02/fbb3d37107dac](http://apolo.creg.gov.co/Publicac.nsf/1c09d18d2d5ffb5b05256eee00709c02/fbb3d37107dac62d05257f70004c5277?OpenDocument)
21 [62d05257f70004c5277?OpenDocument](http://apolo.creg.gov.co/Publicac.nsf/1c09d18d2d5ffb5b05256eee00709c02/fbb3d37107dac62d05257f70004c5277?OpenDocument) (accessed 3.11.18).
22
23 CREG, 2016c. Alternativas para la integración de fuentes no convencionales de energía renovable
24 (FNCER) al parque generador.
25
26 CREG, 2015a. Resolución 024 de 2015 [WWW Document]. URL
27 [http://apolo.creg.gov.co/Publicac.nsf/1c09d18d2d5ffb5b05256eee00709c02/67513914c35d6](http://apolo.creg.gov.co/Publicac.nsf/1c09d18d2d5ffb5b05256eee00709c02/67513914c35d6b8c05257e2d007cf0b0/$FILE/Creg024-2015.pdf)
28 [b8c05257e2d007cf0b0/\\$FILE/Creg024-2015.pdf](http://apolo.creg.gov.co/Publicac.nsf/1c09d18d2d5ffb5b05256eee00709c02/67513914c35d6b8c05257e2d007cf0b0/$FILE/Creg024-2015.pdf) (accessed 3.11.18).
29
30 CREG, 2015b. Resolución 061 de 2015 [WWW Document]. URL
31 [http://apolo.creg.gov.co/Publicac.nsf/1c09d18d2d5ffb5b05256eee00709c02/a4170681d70b3](http://apolo.creg.gov.co/Publicac.nsf/1c09d18d2d5ffb5b05256eee00709c02/a4170681d70b32f905257e4a006d8d5a/$FILE/Creg061-2015.pdf)
32 [2f905257e4a006d8d5a/\\$FILE/Creg061-2015.pdf](http://apolo.creg.gov.co/Publicac.nsf/1c09d18d2d5ffb5b05256eee00709c02/a4170681d70b32f905257e4a006d8d5a/$FILE/Creg061-2015.pdf) (accessed 3.11.18).
33
34 CREG, 2014a. Resolución 132 de 2014 [WWW Document]. URL [http://www.suin-](http://www.suin-juriscol.gov.co/viewDocument.asp?id=4019874)
35 [juriscol.gov.co/viewDocument.asp?id=4019874](http://www.suin-juriscol.gov.co/viewDocument.asp?id=4019874) (accessed 3.11.18).
36
37 CREG, 2014b. Decreto 2469 de 2014 [WWW Document]. URL [http://www.suin-](http://www.suin-juriscol.gov.co/viewDocument.asp?id=1454003)
38 [juriscol.gov.co/viewDocument.asp?id=1454003](http://www.suin-juriscol.gov.co/viewDocument.asp?id=1454003) (accessed 3.11.18).
39
40 CREG, 2013. Resolución 153 de 2013 [WWW Document]. URL [http://www.suin-](http://www.suin-juriscol.gov.co/clp/contenidos.dll/Resolucion/4020552?fn=document-frame.htm$f=templates$3.0)
41 [juriscol.gov.co/clp/contenidos.dll/Resolucion/4020552?fn=document-](http://www.suin-juriscol.gov.co/clp/contenidos.dll/Resolucion/4020552?fn=document-frame.htm$f=templates$3.0)
42 [frame.htm\\$f=templates\\$3.0](http://www.suin-juriscol.gov.co/clp/contenidos.dll/Resolucion/4020552?fn=document-frame.htm$f=templates$3.0) (accessed 3.11.18).
43
44 CREG, 2010. Resolución 005 de 2010 [WWW Document]. URL
45 <http://apolo.creg.gov.co/Publicac.nsf/Indice01/Resolucion-2010-Creg005-2010> (accessed
46 3.15.18).
47
48 CREG, 1996. Resolución 085 de 1996 [WWW Document]. URL [http://www.suin-](http://www.suin-juriscol.gov.co/viewDocument.asp?id=4016388)
49 [juriscol.gov.co/viewDocument.asp?id=4016388](http://www.suin-juriscol.gov.co/viewDocument.asp?id=4016388)
50
51 Devis-Morales, A., Montoya-Sánchez, R.A., Bernal, G., Osorio, A.F., 2017. Assessment of extreme wind
52 and waves in the Colombian Caribbean Sea for offshore applications. *Appl. Ocean Res.* 69, 10–
53 26. <https://doi.org/10.1016/j.apor.2017.09.012>
54
55 Devis-Morales, A., Montoya-Sánchez, R.A., Osorio, A.F., Otero-Díaz, L.J., 2014. Ocean thermal energy
56 resources in Colombia. *Renew. Energy* 66, 759–769.
57 <https://doi.org/10.1016/j.renene.2014.01.010>
58
59 Dinero, 2015. El fenómeno de El Niño revive la posibilidad de un apagón en Colombia. *Dinero -*
60 *Carátula*.
61
62
63
64
65

- Dudhia, J., Gill, D., Manning, K., Wang, W., Bruyere, C., Kelly, S., Lackey, K., 2004. PSU/NCAR Mesoscale Modeling System Tutorial Class Notes and User's Guide: MM5 Modeling System Version 3.
- Edsand, H.-E., 2017. Identifying barriers to wind energy diffusion in Colombia: A function analysis of the technological innovation system and the wider context. *Technol. Soc.* 49, 1–15. <https://doi.org/10.1016/j.techsoc.2017.01.002>
- Elliott, D., Aspliden, C., Gower, G., Holladay, C., Schwartz, M., 1987. Wind Energy Resource Assessment of the Caribbean and Central America (No. PNL-6234, 971424). U.S. Department of Energy, Richland, Washington. <https://doi.org/10.2172/971424>
- ESMAP, 2010. Review of policy framework for increased reliance on wind energy in Colombia. Energy Unit, Sustainable Development Department, The World Bank.
- Flavin, C., Gonzalez, M., Majano, A.M., Ochs, A., da Rocha, M., Tagwerker, P., 2014. Study on the Development of the Renewable Energy Market in Latin America and the Caribbean (Working paper No. OVE/WP-02/14, IDB RPF #14-002). Inter-American Development Bank.
- Franco-Cardona, C.J., Castañeda-Riascos, M., Valencia-Arias, A., Bermúdez-Hernández, J., 2015. The energy trilemma in the policy design of the electricity market. *DYNA* 82, 160–169. <https://doi.org/10.15446/dyna.v82n194.48595>
- Froese, M., 2018. Offshore wind market expected to exceed \$60 billion by 2024 [WWW Document]. *Wind. Eng. Dev.* URL <https://www.windpowerengineering.com/business-news-projects/uncategorized/offshore-wind-energy-market-expected-to-exceed-usd-60-billion-by-2024/> (accessed 12.5.18).
- Gaona, E.E., Trujillo, C.L., Guacaneme, J.A., 2015. Rural microgrids and its potential application in Colombia. *Renew. Sustain. Energy Rev.* 51, 125–137. <https://doi.org/10.1016/j.rser.2015.04.176>
- Gatzert, N., Kosub, T., 2016. Risks and risk management of renewable energy projects: The case of onshore and offshore wind parks. *Renew. Sustain. Energy Rev.* 60, 982–998. <https://doi.org/10.1016/j.rser.2016.01.103>
- GE Renewable Energy, 2018. World's Largest Offshore Wind Turbine [WWW Document]. Haliade-X Offshore Wind Turbine Platf. URL <https://www.ge.com/renewableenergy/wind-energy/turbines/haliade-x-offshore-turbine> (accessed 12.5.18).
- Green, R., Vasilakos, N., 2011. The economics of offshore wind. *Energy Policy, Special Section on Offshore wind power planning, economics and environment* 39, 496–502. <https://doi.org/10.1016/j.enpol.2010.10.011>
- GWEC, 2016. Global Wind Report - Annual Market Update 2016. GWEC, Global Wind Energy Council.
- Ho, A., Mbistrova, A., Corbetta, G., 2016. The European offshore wind industry - key trends and statistics 2015. EWEA, The European Wind Energy Association.
- Hoogwijk, M., Graus, W., 2008. Global potential of renewable energy sources: a literature assessment (Background report No. PECSNL072975). ECOFIS.
- IDEAM, 2018. Atlas Interactivo - Vientos - IDEAM [WWW Document]. URL <http://atlas.ideam.gov.co/visorAtlasVientos.html> (accessed 3.12.18).
- IPSE, 2018. IPSE - Instituto de Planificación y Promoción de Soluciones Energéticas para las Zonas No Interconectadas [WWW Document]. IPSE. URL <http://www.ipse.gov.co/> (accessed 3.15.18).
- IRENA, 2014. Pan-Arab Renewable Energy Strategy 2030, Roadmap of Actions for Implementation. IRENA, International Renewable Energy Agency.

- Jimenez, M., Franco, C.J., Dyner, I., 2016. Diffusion of renewable energy technologies: The need for policy in Colombia. *Energy* 111, 818–829. <https://doi.org/10.1016/j.energy.2016.06.051>
- Kaplan, Y.A., 2015. Overview of wind energy in the world and assessment of current wind energy policies in Turkey. *Renew. Sustain. Energy Rev.* 43, 562–568. <https://doi.org/10.1016/j.rser.2014.11.027>
- Kota, S., Bayne, S.B., Nimmagadda, S., 2015. Offshore wind energy: A comparative analysis of UK, USA and India. *Renew. Sustain. Energy Rev.* 41, 685–694. <https://doi.org/10.1016/j.rser.2014.08.080>
- Lee, M.E., Kim, G., Jeong, S.-T., Ko, D.H., Kang, K.S., 2013. Assessment of offshore wind energy at Younggwang in Korea. *Renew. Sustain. Energy Rev.* 21, 131–141. <https://doi.org/10.1016/j.rser.2012.12.059>
- Mejía, J.M., Chejne, F., Smith, R., Rodríguez, L.F., Fernández, O., Dyner, I., 2006. Simulation of wind energy output at Guajira, Colombia. *Renew. Energy* 31, 383–399. <https://doi.org/10.1016/j.renene.2005.03.014>
- MEM, 2011. Moroccan project of wind energy 2.000 MW [WWW Document]. URL <http://www.mem.gov.ma/SitePages/GrandChantiersEn/DEREEWindEnergy.aspx> (accessed 3.15.18).
- Meyer, L., Pachauri, R.K., 2015. Climate Change 2014: Synthesis Report. IPCC - Intergovernmental Panel on Climate Change, Geneva, Switzerland.
- MINMINAS, 2018. Misión y visión- Ministerio de Minas y Energía [WWW Document]. URL <https://www.minminas.gov.co/mision-y-vision> (accessed 3.15.18).
- MINMINAS, 2017. Decreto 348 de 2017 [WWW Document]. URL <http://es.presidencia.gov.co/normativa/normativa/DECRETO%20348%20DEL%2001%20DE%20MARZO%20DE%202017.pdf> (accessed 3.11.18).
- Murillo, L.G., 2017. La paz está en nuestra naturaleza, in: 1er encuentro internacional de energías renovables, viabilizando la diversificación de la matriz energética. Riohacha, La Guajira, Colombia.
- Nesamalar, J.J.D., Venkatesh, P., Raja, S.C., 2017. The drive of renewable energy in Tamilnadu: Status, barriers and future prospect. *Renew. Sustain. Energy Rev.* 73, 115–124. <https://doi.org/10.1016/j.rser.2017.01.123>
- Netherlands Enterprise Agency, 2015. Offshore wind energy in the Netherlands. Netherlands Enterprise Agency, Utrecht, Netherlands.
- NOAA, 2016. NCEP North American Regional Reanalysis: NARR [WWW Document]. URL <https://www.esrl.noaa.gov/psd/data/gridded/data.narr.html>
- NRF, 2012. Renewable energy in Morocco [WWW Document]. URL <http://www.nortonrosefulbright.com/knowledge/publications/66419/renewable-energy-in-morocco> (accessed 3.15.18).
- Olaya, Y., Arango-Aramburo, S., Larsen, E.R., 2016. How capacity mechanisms drive technology choice in power generation: The case of Colombia. *Renew. Sustain. Energy Rev.* 56, 563–571. <https://doi.org/10.1016/j.rser.2015.11.065>
- Ordóñez, G., Osma, G., Vergara, P., Rey, J., 2014. Wind and Solar Energy Potential Assessment for Development of Renewables Energies Applications in Bucaramanga, Colombia. *IOP Conf. Ser. Mater. Sci. Eng.* 59, 012004. <https://doi.org/10.1088/1757-899X/59/1/012004>
- Ortega-Arango, S., 2010. Estudio de aprovechamiento de la energía del oleaje en Isla Fuerte (Caribe colombiano) (Master Thesis). Universidad Nacional de Colombia, Medellín, Colombia.

- Ortiz, R.P., 2017. Las energías renovables en la matriz energética de Colombia, in: 1er encuentro internacional de energías renovables, viabilizando la diversificación de la matriz energética. Presented at the 1er encuentro internacional de energías renovables, viabilizando la diversificación de la matriz energética, Riohacha, La Guajira, Colombia.
- Osorio, A.F., Ortega, S., Arango-Aramburo, S., 2016. Assessment of the marine power potential in Colombia. *Renew. Sustain. Energy Rev.* 53, 966–977. <https://doi.org/10.1016/j.rser.2015.09.057>
- Pabón Hernández, S.M., 2018. Geospatial assessment of the wind energy for an onshore project in the Caribbean region of Colombia, in: 7th Academic International Workshop Advances in Cleaner Production “Cleaner Production for Achieving Sustainable Development Goals.” Presented at the 7th International workshop advances in cleaner production, Barranquilla, Colombia, p. 197.
- Perdomo Delgado, D.A., Jaimes Herrera, M.T., Almeida, J.E., 2014. La energía eólica como energía alternativa para el futuro de Colombia. *Centauro* 6, 111–120.
- Pereira Blanco, M.J., 2015. Relación entre energía, medio ambiente y desarrollo económico a partir del análisis jurídico de las energías renovables en Colombia. *Saber Cienc. Lib.* 10, 35–60. <https://doi.org/10.18041/2382-3240/saber.2015v10n1.868>
- Pérez Bedoya, E., Osorio Osorio, J.A., 2002. Energía, pobreza y deterioro ecológico en Colombia: introducción a las energías alternativas. *Estrategias y Desarrollo*.
- Pérez-Denicia, E., Fernández-Luqueño, F., Vilariño-Ayala, D., Manuel Montaña-Zetina, L., Alfonso Maldonado-López, L., 2017. Renewable energy sources for electricity generation in Mexico: A review. *Renew. Sustain. Energy Rev.* 78, 597–613. <https://doi.org/10.1016/j.rser.2017.05.009>
- Perveen, R., Kishor, N., Mohanty, S.R., 2014. Off-shore wind farm development: Present status and challenges. *Renew. Sustain. Energy Rev.* 29, 780–792. <https://doi.org/10.1016/j.rser.2013.08.108>
- Prias Caicedo, O.F., 2010a. Programa de uso racional y eficiente de energía y fuentes no convencionales - PROURE, Plan de acción 2010-2015. MINMINAS - Ministerio de Minas y Energía, Bogotá, Colombia.
- Prias Caicedo, O.F., 2010b. Programa de uso racional y eficiente de energía y fuentes no convencionales - PROURE, Plan de acción 2010-2015. MINMINAS - Ministerio de Minas y Energía, Bogotá, Colombia.
- Realpe Jimenez, A., Diazgranados, J.A., Acevedo Morantes, M.T., 2012. Electricity generation and wind potential assessment in regions of Colombia. *DYNA* 79, 116–122.
- Renewables First, 2018. What is the wind class of a wind turbine? *Renew. First - Hydro Wind Co.* URL <https://www.renewablesfirst.co.uk/windpower/windpower-learning-centre/what-is-the-wind-class-of-a-wind-turbine/> (accessed 12.5.18).
- Resch, G., Panzer, C., Ortner, A., 2014. 2030 RES targets for Europe - a brief pre-assessment of feasibility and impacts. Vienna University of Technology, Institute of Energy systems and Electric Drives, Energy Economics Group (EEG), Vienna, Austria.
- Ricaurte-Villota, C., Bastidas Salamanca, M.L. (Eds.), 2017. Regionalización oceanográfica: una visión dinámica del caribe, Publicaciones Especiales de INVEMAR. INVEMAR, Santa Marta, D.T.C.H., Colombia.
- Richard, C., 2018. UK and China to open offshore wind research centre [WWW Document]. URL <https://www.windpoweroffshore.com/article/1491968> (accessed 12.6.18).

- Richard, C., 2017. Offshore capacity grows by 10% in H1 2017 [WWW Document]. URL <https://www.windpoweroffshore.com/article/1443566> (accessed 12.5.18).
- Rodrigues, S., Restrepo, C., Kontos, E., Teixeira Pinto, R., Bauer, P., 2015. Trends of offshore wind projects. *Renew. Sustain. Energy Rev.* 49, 1114–1135. <https://doi.org/10.1016/j.rser.2015.04.092>
- Román, R., Cansino, J.M., Rodas, J.A., 2018. Analysis of the main drivers of CO2 emissions changes in Colombia (1990–2012) and its political implications. *Renew. Energy* 116, 402–411. <https://doi.org/10.1016/j.renene.2017.09.016>
- Rueda Bayona, J.G., 2017. Identificación de la influencia de las variaciones convectivas en la generación de cargas transitorias y su efecto hidromecánico en las estructuras Offshore (PhD Thesis). Universidad del Norte, Barranquilla, Colombia.
- Rueda Bayona, J.G., 2015. Caracterización hidromecánica de plataformas marinas en aguas intermedias sometidas a cargas de oleaje y corriente mediante modelación numérica.
- Rueda-Bayona, J., Elles, C., Sánchez, E., González, Á., Rivillas, D.G., 2016. Identificación de patrones de variabilidad climática a partir de análisis de componentes principales, Fourier y clúster k-medias. *Rev. Tecnura* 20, 55–68. <https://doi.org/10.14483/udistrital.jour.tecnura.2016.4.a04>
- Rueda-Bayona, J.G., Osorio-Arias, A.F., Guzmán, A., Rivillas-Ospina, G., 2019. Alternative method to determine extreme hydrodynamic forces with data limitations for offshore engineering. *J. Waterw. Port Coast. Ocean Eng.* 145, 05018010(1–16). [https://doi.org/10.1061/\(ASCE\)WW.1943-5460.0000499](https://doi.org/10.1061/(ASCE)WW.1943-5460.0000499)
- Ruiz, B.J., Rodríguez-Padilla, V., 2006. Renewable energy sources in the Colombian energy policy, analysis and perspectives. *Energy Policy* 34, 3684–3690. <https://doi.org/10.1016/j.enpol.2005.08.007>
- SEI, 2002. Cost Benefit Analysis of Government support options for offshore wind energy. SEI, Sustainable Energy Ireland, Ireland.
- Senado de la República de Colombia, 2015. Ley 1753 de 2015 [WWW Document]. URL http://www.secretariasenado.gov.co/senado/basedoc/ley_1753_2015.html (accessed 3.16.18).
- Senado de la República de Colombia, 2014. Ley 1715 de 2014 [WWW Document]. URL http://www.secretariasenado.gov.co/senado/basedoc/ley_1715_2014.html (accessed 3.16.18).
- Senado de la República de Colombia, 2001. Ley 697 de 2001 [WWW Document]. URL http://www2.igac.gov.co/igac_web/normograma_files/LEY6972001.pdf (accessed 12.5.18).
- Statista, 2018. Cumulative offshore wind capacity by country 2017 | Statistic [WWW Document]. Statista. URL <https://www.statista.com/statistics/258946/cumulative-offshore-wind-power-capacity-by-country/> (accessed 12.5.18).
- Superintendencia de Industria y Comercio, 2018. Superintendencia de Industria y Comercio - República de Colombia [WWW Document]. URL <http://www.sic.gov.co/mision-y-vision> (accessed 3.15.18).
- Superservicios, 2018. Superservicios - Superintendencia de Servicios Públicos Domiciliarios - República de Colombia [WWW Document]. URL <http://www.superservicios.gov.co/Institucional> (accessed 3.15.18).
- Syndicat des énergies renouvelables, 2013. Une feuille de route pour l'éolien en mer: 15000 MW en 2030. Syndicat des énergies renouvelables, Paris.

- 1
2
3
4 United Nations Climate Change, 2017. The Paris Agreement [WWW Document]. URL
5 <https://unfccc.int/process-and-meetings/the-paris-agreement/the-paris-agreement> (accessed
6 12.2.18).
7
8 UPME, 2018. UPME - Unidad de Planeación Minero Energética [WWW Document]. URL
9 [http://www1.upme.gov.co/Entornoinstitucional/NuestraEntidad/Paginas/Quienes-](http://www1.upme.gov.co/Entornoinstitucional/NuestraEntidad/Paginas/Quienes-Somos.aspx)
10 [Somos.aspx](http://www1.upme.gov.co/Entornoinstitucional/NuestraEntidad/Paginas/Quienes-Somos.aspx) (accessed 3.15.18).
11
12 UPME, 2016a. Comunicado de Prensa No 002-2016 [WWW Document]. URL
13 http://www.upme.gov.co/Comunicados/2016/Comunicado_UPME_No02-2016.pdf (accessed
14 3.15.18).
15
16 UPME, 2016b. Plan indicativo de expansión de cobertura de energía eléctrica, PIEC 2016-2020 [WWW
17 Document]. URL [http://www.upme.gov.co/Siel/Siel/Portals/0/Piec/PIEC_2016-](http://www.upme.gov.co/Siel/Siel/Portals/0/Piec/PIEC_2016-2020_PublicarDic202016.pdf)
18 [2020_PublicarDic202016.pdf](http://www.upme.gov.co/Siel/Siel/Portals/0/Piec/PIEC_2016-2020_PublicarDic202016.pdf)
19
20 UPME, 2015a. Integración de las energías renovables no convencionales en Colombia. UPME, Unidad
21 de Planeación Minero Energética, Bogotá, Colombia.
22
23 UPME, 2015b. Plan de expansión de referencia generación - transmisión 2015 - 2029 [WWW
24 Document]. URL [http://www1.upme.gov.co/Documents/Plan-Expansion-2015-](http://www1.upme.gov.co/Documents/Plan-Expansion-2015-2029/Plan_GT_2015-2029_VF_22-12-2015.pdf)
25 [2029/Plan_GT_2015-2029_VF_22-12-2015.pdf](http://www1.upme.gov.co/Documents/Plan-Expansion-2015-2029/Plan_GT_2015-2029_VF_22-12-2015.pdf)
26
27 UPME, 2015c. Resolución 281 de 2015 [WWW Document]. URL
28 [https://www.minminas.gov.co/documents/10180/18995913/res_281.pdf/6077cb6c-dabc-](https://www.minminas.gov.co/documents/10180/18995913/res_281.pdf/6077cb6c-dabc-43fc-8403-cb1c5e832b37)
29 [43fc-8403-cb1c5e832b37](https://www.minminas.gov.co/documents/10180/18995913/res_281.pdf/6077cb6c-dabc-43fc-8403-cb1c5e832b37) (accessed 3.15.18).
30
31 U.S. Department of Energy, 2008. 20% wind energy by 2030: Increasing wind energy's contribution to
32 U.S. electricity supply (No. DOE/GO--102008-2567, 1216732). U.S. Department of Energy,
33 United States of America. <https://doi.org/10.2172/1216732>
34
35 Valencia, J., 2017. Hoja de ruta para la incorporación de energías renovables en Colombia, in: 1er
36 encuentro internacional de energías renovables, viabilizando la diversificación de la matriz
37 energética. Presented at the 1er encuentro internacional de energías renovables, viabilizando
38 la diversificación de la matriz energética, Riohacha, La Guajira, Colombia.
39
40 Vargas, J.A., 2017. Perspectiva mundial de las energías renovables. Encuentro Int. Energ. Renov. 29–
41 30.
42
43 Vergara, W., Deeb, A., Toba, N., Cramton, P., Leino, I., Benoit, P., 2013. Wind Energy in Colombia: A
44 Framework for Market Entry. World Bank Publications.
45
46 Verhees, B., Raven, R., Kern, F., Smith, A., 2015. The role of policy in shielding, nurturing and enabling
47 offshore wind in The Netherlands (1973-2013). *Renew. Sustain. Energy Rev.* 47, 816–829.
48 <https://doi.org/10.1016/j.rser.2015.02.036>
49
50 Vidadili, N., Suleymanov, E., Bulut, C., Mahmudlu, C., 2017. Transition to renewable energy and
51 sustainable energy development in Azerbaijan. *Renew. Sustain. Energy Rev.* 80, 1153–1161.
52 <https://doi.org/10.1016/j.rser.2017.05.168>
53
54 VLIZ, 2015. Mermaid project [WWW Document]. Innov. Multi-Purp. Offshore Platf. Planing Des. Oper.
55 URL <http://www.vliz.be/projects/mermaidproject/> (accessed 3.15.18).
56
57 Weaver, T., 2012. Financial appraisal of operational offshore wind energy projects. *Renew. Sustain.*
58 *Energy Rev.* 16, 5110–5120. <https://doi.org/10.1016/j.rser.2012.05.003>
59
60 White, F.M., 2002. Fluid Mechanics-5th. McGraw-HillNew York. [https://doi.org/10.1111/j.1549-](https://doi.org/10.1111/j.1549-8719.2009.00016.x)
61 [8719.2009.00016.x](https://doi.org/10.1111/j.1549-8719.2009.00016.x). *Mechanobiology*
62
63 Wind Europe, 2018. Wind in power 2017, Annual combined onshore and offshore wind energy
64 statistics. Wind Europe.
65

- 1
2
3
4 WISE, 2012. Action plan for comprehensive renewable energy development in Tamil Nadu. WISE,
5 World Institute of Sustainable Energy, Pune, India.
- 6 World Energy Council, 2016. World Energy Trilemma Index 2016, World Energy Council. ed. World
7 Energy Council, London, United Kingdom.
- 8
9 World Energy Council, 2014. Colombia avanza 8 puestos en el ranking global del Consejo Mundial de
10 Energía [WWW Document]. URL [https://www.worldenergy.org/news-and-media/press-](https://www.worldenergy.org/news-and-media/press-releases/colombia-avanza-8-puestos-en-el-ranking-global-del-consejo-mundial-de-energia/)
11 [releases/colombia-avanza-8-puestos-en-el-ranking-global-del-consejo-mundial-de-energia/](https://www.worldenergy.org/news-and-media/press-releases/colombia-avanza-8-puestos-en-el-ranking-global-del-consejo-mundial-de-energia/)
12 (accessed 3.15.18).
- 13
14 Yuan, X., Zuo, J., Huisingh, D., 2015. Social acceptance of wind power : a case study of Shandong
15 Province ,. J. Clean. Prod. 92, 168–178. <https://doi.org/10.1016/j.jclepro.2014.12.097>
- 16
17 Zhang, D., Wang, J., Lin, Y., Si, Y., Huang, C., Yang, J., Huang, B., Li, W., 2017. Present situation and
18 future prospect of renewable energy in China. Renew. Sustain. Energy Rev. 76, 865–871.
19 <https://doi.org/10.1016/j.rser.2017.03.023>
- 20
21 Zhang, J., Zhang, Jiwei, Cai, L., Ma, L., 2017. Energy performance of wind power in China: A
22 comparison among inland, coastal and offshore wind farms. J. Clean. Prod. 143, 836–842.
23 <https://doi.org/10.1016/j.jclepro.2016.12.040>
- 24
25 Zuluaga, M.M., Dynner, I., 2007. Incentives for renewable energy in reformed Latin-American
26 electricity markets: the Colombian case. J. Clean. Prod. 15, 153–162.
27 <https://doi.org/10.1016/j.jclepro.2005.12.014>
- 28
29
30
31
32
33
34
35
36
37
38
39
40
41
42
43
44
45
46
47
48
49
50
51
52
53
54
55
56
57
58
59
60
61
62
63
64
65

Figure captions

Fig. 1. Extraction of wind speed (m/s) from Reanalysis database for the study areas. The magenta polygon highlights the extracted pixel data that covers a specific study area (e.g. Cartagena city); the white line indicates the coastline.

Fig. 9. Distribution of annual mean wind speed (m/s) in Colombia. Black dots represent the climate stations used for the analysis, and contour colours are blended data with WRF modelled results (www.wrf-model.org). Modified from: IDEAM (2018).

Fig. 10. Monthly variation of wind speed (m/s) in the study areas from January 1979 to June 2015: a) Barranquilla, b) Santa Marta, c) La Guajira and d) Cartagena. The red line represents the linear trend.

Fig. 11. Wind rose (m/s) of the study areas from January 1979 to June 2015.

Fig. 12. Monthly mean of wind speed at 10 m in the study areas (derived from 1979 to 2015).

Fig. 13. Monthly mean of wind power density at 10 m of elevation in the study areas (derived from 1979 to 2015).

Fig. 14. Monthly mean of wind power density at 110.8 m of elevation in the study areas (derived from 1979 to 2015).

Fig. 15. Monthly mean of wind power density at 323.2 m of elevation in the study areas (derived from 1979 to 2015).

Table captions

Table 1. Growth of the renewable energies in the World considering the three approaches.

Table 2. Guidelines and methodologies for the associated activities to produce Non-conventional sources of renewable energy in Colombia.

Table 3. Present and future scenarios according to conditions base installed capacity (MW) and additional expansion (MW).

Highlights.

- Advances and challenges of the offshore wind energy around the world.
- Legal and administrative framework of the renewable energy of Colombia.
- Wind speed trends and power density results justify offshore wind energy research.
- El Niño (2015-2016) put at risk to the Colombian electric system.