



HAL
open science

Development of Burnout Perceptions During Adolescence Among High-Level Athletes: A Developmental and Gendered Perspective

Sandrine Isoard-Gauthier, Emma Guillet-Descas, Patrick Gaudreau, Julien Chanal

► **To cite this version:**

Sandrine Isoard-Gauthier, Emma Guillet-Descas, Patrick Gaudreau, Julien Chanal. Development of Burnout Perceptions During Adolescence Among High-Level Athletes: A Developmental and Gendered Perspective. *Journal of Sport and Exercise Psychology*, 2015, 37 (4), pp.436-448. 10.1123/jsep.2014-0251 . hal-02042636

HAL Id: hal-02042636

<https://hal.science/hal-02042636v1>

Submitted on 11 Jan 2024

HAL is a multi-disciplinary open access archive for the deposit and dissemination of scientific research documents, whether they are published or not. The documents may come from teaching and research institutions in France or abroad, or from public or private research centers.

L'archive ouverte pluridisciplinaire **HAL**, est destinée au dépôt et à la diffusion de documents scientifiques de niveau recherche, publiés ou non, émanant des établissements d'enseignement et de recherche français ou étrangers, des laboratoires publics ou privés.

Can high-intensity exercise be more pleasant?: Attentional dissociation using music and video

JONES, Leighton <<http://orcid.org/0000-0002-7899-4119>>, KARAGEORGHIS, Costas I. and EKKEKAKIS, Panteleimon

Available from Sheffield Hallam University Research Archive (SHURA) at:

<http://shura.shu.ac.uk/9680/>

This document is the author deposited version. You are advised to consult the publisher's version if you wish to cite from it.

Published version

JONES, Leighton, KARAGEORGHIS, Costas I. and EKKEKAKIS, Panteleimon (2014). Can high-intensity exercise be more pleasant?: Attentional dissociation using music and video. *Journal of Sport and Exercise Psychology*, 36 (5), 528-541.

Copyright and re-use policy

See <http://shura.shu.ac.uk/information.html>

1

2 Running Head: MUSIC AND VIDEO DURING EXERCISE

3

4

5

6

7

Can High-intensity Exercise be More Pleasant?

8

Attentional Dissociation using Music and Video

9

10

Leighton Jones, Costas I. Karageorghis

11

School of Sport and Education, Brunel University London, UK

12

13

Panteleimon Ekkekakis

14

Department of Kinesiology, Iowa State University, USA

15

16

17

1 Running Head: MUSIC AND VIDEO DURING EXERCISE

2

3

4

5

6 Can High-intensity Exercise be More Pleasant?

7 Attentional Dissociation using Music and Video

8

9

10

11

1
2
3
4
5
6
7
8
9
10
11
12
13
14
15

Abstract

Theories suggest that external stimuli (e.g., auditory and visual) may be rendered ineffective in modulating attention when exercise intensity is high. We examined the effects of music and parkland video footage on psychological measures during and after stationary cycling at two intensities: 10% of maximal capacity below ventilatory threshold and 5% above. Participants ($N = 34$) were exposed to four conditions at each intensity: music-only, video-only, music-and-video, and control. Analyses revealed main effects of condition and exercise intensity for affective valence and perceived activation ($p < .001$), state attention ($p < .05$), and exercise enjoyment ($p < .001$). The music-only and music-and-video conditions led to the highest valence and enjoyment scores during and after exercise regardless of intensity. Findings indicate that attentional manipulations can exert a salient influence on affect and enjoyment even at intensities slightly above ventilatory threshold.

Keywords: affect, attention, dual-mode theory, exercise enjoyment

1 One of the most compelling challenges for public health in the 21st century is finding
2 effective ways to increase physical activity and decrease sedentary behavior (Biddle,
3 O'Connor, & Braithwaite, 2011). After decades of concentrating on cognitive variables, such
4 as self-efficacy, perceptions of benefits and barriers, and appraisals of social support as the
5 main drivers of motivation for physical activity, researchers are now also beginning to
6 consider the possible role of affective variables, such as pleasure and enjoyment (e.g.,
7 Ekkekakis, Hargreaves, & Parfitt, 2013). Preliminary findings suggest that affective variables
8 may be significant (e.g., Williams, Dunsiger, Jennings, & Marcus, 2012) or substantial (e.g.,
9 Rhodes, Fiala, & Conner, 2009) predictors of physical activity. This has been acknowledged
10 by the American College of Sports Medicine (2013), which states in the guidelines for
11 exercise prescription that "...feelings of fatigue and negative affect ...can act as a deterrent to
12 continued participation" (p. 374). Nonetheless, there is a paucity of evidence on how the
13 affective experiences of participants might be improved. Music and video are two obvious
14 targets for research into this important question, given their popularity among exercisers as a
15 means by which to improve the overall affective experience of exercise.

16 Researchers often cite *attentional dissociation* as a cognitive mechanism underlying
17 the psychological and ergogenic effects of music (e.g., Hutchinson et al., 2010; Karageorghis
18 et al., 2013). This mechanism refers to the ability of music to draw attention externally and
19 away from internal fatigue-related cues. Evidence shows that dissociation is linked with a
20 more positive exercise experience (e.g., Karageorghis & Jones, 2014). When applied to
21 exercise, the overload of attentional capacity associated with strenuous activity results in the
22 availability of less processing capacity for environmental stimuli (e.g., processing of auditory
23 and visual stimuli) and a reduction in performance (Rejeski, 1985; Tenenbaum, 2001). In
24 contrast, the greater availability of attentional processing resources afforded by lower
25 exercise intensities would presumably enable someone to attend to the aesthetic qualities of

1 auditory and visual stimuli available in the sensory array. By extension, it would seem
2 reasonable to propose that this greater availability of processing capacity would also enable
3 an exerciser to take fuller advantage of the *combination* of auditory and visual stimuli, as
4 opposed to the aesthetic qualities of either type of sensory stimulus in isolation.

5 Tenenbaum's (2001) social-cognitive model of attention, which proposes a
6 relationship between physical effort and attention allocation, and Rejeski's (1985) parallel
7 processing model both posit that exercise intensity determines the extent to which an external
8 stimulus such as music can inhibit the processing of other sensory cues. Specifically, both
9 models propose that there is a level of intensity beyond which the ability of the exerciser to
10 voluntarily shift the attentional focus to external cues (Tenenbaum) and actively regulate the
11 perception of exertion (Rejeski) is inhibited. Beyond a critical level of intensity, the focus of
12 attention automatically shifts internally and is no longer amenable to manipulation through
13 cognitive techniques.

14 Evidence from the domain of neuroscience shows that visual cues dominate auditory
15 cues in determining behavioral responses (e.g., Colavita, 1974; Koppen, Levitan, & Spence,
16 2009). In line with Rejeski's (1985) model and the notion of limited attentional capacity, it is
17 likely that visual stimuli, rather than auditory stimuli, are more effective when competing
18 with internal cues for this limited capacity. Physical activity is unlikely to be conducted in the
19 absence of other sensory information (e.g., a blindfold or noise-cancelling headphones [cf.
20 Boutcher & Trenske, 1990]); therefore, if there is an increasing amount of internal, fatigue-
21 related information received during physical activity, it is less likely that cues received from
22 external senses (i.e., optic, auditory, tactile, olfactory, and gustatory) will make it through
23 from preconscious to conscious processing.

24 External cues must compete with the increasing strength/amount of the internal
25 sensations for conscious awareness, and it is logical to surmise that visual rather than

1 auditory stimuli would be more successful in this competition given the preference for visual
2 stimuli when presented bimodally with other senses (Hartcher-O'Brien, Gallace, Krings,
3 Koppen, & Spence, 2008; Koppen & Spence, 2007). It may be that visual stimuli have
4 greater capacity to capture the attention of an individual during exercise and therefore distract
5 them from internal, fatigue-related cues. In light of this, experimental designs comparing the
6 efficacy of visual and auditory stimuli during exercise appear to be warranted.

7 The dual-mode theory (DMT; Ekkekakis, 2003) posits that affective responses during
8 exercise are determined by the constant interplay between cognitive factors (appraisal of
9 sensory information, shifts in attentional focus) and interoceptive factors (e.g., acidosis, rise
10 in core temperature). The range of exercise intensity can be divided into three domains: First,
11 below the ventilatory threshold (VT; i.e., the threshold intensity at which a larger volume of
12 carbon dioxide is expelled than the volume of oxygen consumed), affective responses tend to
13 be mostly positive and associated with cognitive factors. Second, at intensities proximal to
14 VT when exercise begins to pose an appreciable challenge, affective responses tend to vary
15 across individuals, with some reporting increases but others decreases in pleasure. This
16 variability is presumed to reflect individual differences in the modulation of sensory
17 information (e.g., tolerance), varying cognitive appraisals, and, importantly, differences in the
18 use of cognitive methods for dealing with the challenge (e.g., attentional dissociation). Third,
19 at intensities that no longer permit a physiological steady state (i.e., when heart rate, oxygen
20 uptake, and blood lactate begin to rise inexorably), affective responses are homogeneously
21 negative, strongly linked to physiological strain, and impervious to cognitive manipulation.
22 Nonetheless, the shift toward negative affective responses as exercise intensity increases is
23 immediately reversed upon cessation of exercise (Ekkekakis, Hall & Petruzzello, 2008;
24 Sheppard & Parfitt, 2008).

25

1 **Theory-based Empirical Research**

2 In studies addressing Tenenbaum's (2001) aforementioned social-cognitive model of
3 attention, researchers have demonstrated that, as exercise intensity increases, there is a
4 gradual shift from dissociative to associative focus (Connolly & Tenenbaum, 2010;
5 Hutchinson & Tenenbaum, 2007). Similarly, studies incorporating measures of affect have
6 demonstrated that the shift toward associative focus is accompanied by a decline in pleasure
7 (e.g., Welch, Hulley, Ferguson, & Beauchamp, 2007). Studies that have specifically tested
8 the postulates of the DMT have found that ratings of pleasure-displeasure exhibit a quadratic
9 decline when the exercise intensity exceeds VT (Ekkekakis, Parfitt, & Petruzzello, 2011).
10 Presumably, this is indicative of the rising influence of interoceptive cues. Accordingly,
11 Ekkekakis (2003) reported negative correlations of increasing magnitude between ratings of
12 pleasure-displeasure and physiological indices of intensity (e.g., oxygen uptake, respiratory
13 exchange ratio, blood lactate).

14 **Auditory and Visual Stimuli during Exercise**

15 Music during exercise is often used in an *asynchronous* mode— this means that
16 individuals make no conscious effort to synchronize their movements to the beat of the music
17 (Karageorghis & Priest, 2012a). This application has been shown to have positive affective,
18 psychophysical (i.e., reduced RPE), and motivational outcomes (e.g., Hutchinson &
19 Karageorghis, 2013; Hutchinson et al., 2010; Karageorghis, Jones, & Stuart, 2008), which are
20 more pronounced for women during more complex motor tasks (e.g. circuit-type exercises;
21 Karageorghis et al., 2010). Such evidence, coupled with the ease of use, makes the
22 application of asynchronous music during exercise a viable intervention. Karageorghis and
23 Jones (2014) examined the effects of exercise intensity on attentional focus across conditions
24 that included a range of music tempi (slow to very fast) and a no-music control. The findings
25 were similar to those of Hutchinson and Tenenbaum (2007), as the attentional shift from

1 predominantly dissociative to associative thoughts occurred at ~69% of maximal heart rate
2 reserve (maxHRR) when exercising without music. Nonetheless, a key finding of
3 Karageorghis and Jones was that the attentional shift occurred at ~78% maxHRR during the
4 fast-tempo condition (see Figure 1).

5 Both the auditory and visual environment in which people exercise is cited as playing
6 an important role in affective responses to exercise and possibly the degree of adherence
7 (e.g., Annesi, 2001; Karageorghis & Priest, 2012a, 2012b; Pretty, Peacock, Sellens, &
8 Griffin, 2005). The stimuli in the visual environment can vary from narrow foci such as
9 magazines and TV shows to broader foci such as the landscape. People generally consider
10 exercise in a natural environment to be more attractive than exercise in an urban one (e.g.,
11 Hartig & Staats, 2006), while several studies have shown that the aesthetic quality of the
12 environment increases the amount of exercise done (e.g., Humpel, Owen, & Leslie 2002).
13 The present study required the use of visual stimuli that were congruent with the nature of the
14 exercise activity (cycling) and easily standardized; a rolling parkland scene was therefore
15 deemed appropriate. Such “green exercise” has been associated with the concept of
16 *restoration*, which entails psychological distance from a person’s usual routines and habitual
17 focus of attention (Hartig & Staats, 2006).

18 The present study was predicated on the notion that a dissociative manipulation of
19 attentional focus through music and video can delay the transition to the associative state
20 during exercise. In turn, this effect was theorized to be reflected in subjective indices such as
21 affect and enjoyment. Thus, the purpose was to examine the effects of external stimuli
22 (asynchronous music and video footage of parkland) on psychological variables (affective
23 valence, perceived activation, attentional focus, and enjoyment) at intensities 10% below VT
24 and 5% above during stationary cycling. It was hypothesized (H_1) that the music-and-video
25 condition would lead to more pleasure, higher activation, more dissociative thoughts, and a

1 higher level of postexercise enjoyment compared to single-modality (music or video) and
2 control conditions when exercising below VT. Second, it was hypothesized (H_2) that the
3 single-modality conditions would show differences on all dependent variables compared to
4 control during exercise below VT. Third, it was hypothesized (H_3) that the three experimental
5 conditions (one combined and two single-modality conditions) would show differences on all
6 dependent variables compared to the control condition when exercising above VT. Fourth, it
7 was hypothesized (H_4) that there would be differences between in-task and posttask affective
8 responses across all conditions, with posttask responses being more positive than in-task
9 responses.

10 Method

11 The study received approval from the first and second authors' institutional ethics
12 committee and all participants provided written informed consent.

13 Stage 1 – Selection of Auditory and Visual Stimuli

14 **Music selection. *Participants and procedure.*** A sample of 153 ($M_{\text{age}} = 19.5$ years,
15 $SD = 1.6$ years) volunteer sports science students from Brunel University London were used
16 to identify possible music selections for use in the experimental protocol (Stage 2). Given the
17 personal factors that influence music preference, participants at each stage of the present
18 study were similar in terms of age (18–25 years), race (Caucasian), and sociocultural
19 background (spent their formative years in the UK; see Karageorghis & Terry, 1997).
20 Participants were asked whether they had any form of hearing deficiency and none reported
21 that they did.

22 Participants were asked to record their five favorite pieces of music for stationary
23 cycling exercise. Subsequently, the selections were classified by tempo and 20 tracks of a
24 similar tempo to that required for experimental testing (fast: 135 bpm; very fast: 139 bpm;
25 see Karageorghis et al., 2011) were subjected to further assessment. A panel of 10

1 purposively selected sports science students ($M_{\text{age}} = 20.9$ years, $SD = 1.5$ years) rated the
2 motivational qualities of the 20 tracks using the Brunel Music Rating Inventory-3
3 (Karageorghis, 2008). This procedure was undertaken to ensure that music used in the
4 experimental trials was homogenous in terms of its motivational qualities (lyrical
5 affirmations, extra-musical associations, etc.), as a lack of homogeneity can present a threat
6 to internal validity. The panel matched the profile (i.e., age and sociocultural background) of
7 the intended participants in the experimental trials (see Karageorghis & Terry, 1997). The
8 panel rated the motivational qualities of each track with reference to cycling at a moderate-to-
9 high intensity (5 out of 10 on the Borg CR10 scale [Borg, 1998]). The final music selection
10 followed qualitative guidelines stipulated by Karageorghis et al. (2006) in order to optimize
11 the music selection procedure. The tempo of a track was digitally altered in instances where it
12 was not an exact match of the required tempo. Four tracks (total duration 10 min) with
13 similar motivational quotients from each tempo were used in Stage 2 of the present study (see
14 Table 1 for track details).

15 **Video selection. *Participants and procedure.*** A panel of 10 purposively selected
16 sports science students ($M_{\text{age}} = 21.2$ years, $SD = 1.9$ years) from Brunel University London
17 evaluated three pieces of video footage using a 5-point scale according to how well it
18 represented a pleasant rural scene (not at all, slightly, moderately, strongly, or very strongly
19 representative; Pretty et al., 2005). A criterion was set whereby 90% of the panel had to deem
20 the footage to be at least “strongly representative”; this criterion was met for one video.
21 Video filmed from a point-of-view (POV) perspective in a parkland setting was selected. The
22 speed of the footage was adjusted slightly to ensure congruence between participants’
23 cadence on the stationary cycle (75 rpm) and the changing environment in the video. The
24 original video footage was edited to be 10 min in duration.

25

1 **Stage 2: Experimental Investigation**

2 **Power analysis.** A power analysis was conducted using G*Power 3 (Faul, Erdfelder,
3 Buchner, & Lang, 2009) based on a medium-to-large effect size for affective responses
4 (Feeling Scale [Hardy & Rejeski, 1985] and Felt Arousal Scale [Svebak & Murgatroyd,
5 1989]) for a Condition x Intensity interaction ($\eta_p^2 = .10$; Hutchinson & Karageorghis, 2013,
6 an alpha level of .05 and power at .80). This indicated that 32 participants would be required.
7 An extra six participants were recruited to protect against attrition and deletions due to
8 outliers. The independent variable of sex was not included in the power analysis given that it
9 was included in the design for exploratory purposes and not involved in any of the research
10 hypotheses.

11 **Participants.** Participants (19 women and 19 men; $M_{\text{age}} = 21.1$ years, $SD = 1.9$ years;
12 $VO_{2\text{max}} M = 43.91$ ml/kg/min, $SD = 7.75$ ml/kg/min; women $VO_{2\text{max}} M = 41.26$ ml/kg/min,
13 $SD = 7.75$ ml/kg/min; men $VO_{2\text{max}} M = 47.26$ ml/kg/min, $SD = 8.08$ ml/kg/min) were
14 moderately physically active, which was defined as engaging in moderate-intensity (60–75%
15 $VO_{2\text{max}}$ [maximal aerobic capacity]) aerobic exercise for a minimum of 30 min at least three
16 times a week over the previous 6 months (cf. Hutchinson & Tenenbaum, 2007).

17 **Apparatus and measures.** An electronically-braked cycle ergometer (Velotron
18 Dynafit Pro) was used for testing along with a wall-mounted stereo system (Tascam CD-
19 A500) and a decibel meter (GA 102 Sound Level Meter Type 1) to standardize music
20 intensity at 75 dbA. This sound intensity is advised by the UK Health and Safety Executive
21 as below the need for individuals to wear ear protection (The Control of Noise at Work
22 Regulations, 2005). Video footage was played using a desktop computer connected to a
23 projector (Mitsubishi LCD Projector XL9U). A projection screen (195 cm x 280 cm) was
24 situated 250 cm in front of the participant and the video images were projected onto it.

1 Affective valence (pleasure-displeasure) and perceived activation were assessed in-
2 task and immediately posttask using the Feeling Scale (FS; Hardy & Rejeski, 1989) and Felt
3 Arousal Scale (FAS; Svebak & Murgatroyd, 1985), respectively. The Feeling Scale (Hardy &
4 Rejeski) is a single-item, 11-point scale that ranges from +5 (*very good*) to -5 (*very bad*). The
5 FAS (Svebak & Murgatroyd, 1985) is a single-item 6-point scale that ranges from 1 (*low*
6 *arousal*) to 6 (*high arousal*). In-task measures were taken at minutes 4 and 8 during each 10-
7 min condition. Attentional focus was assessed using Tammen's (1996) single-item Attention
8 Scale, which is a bipolar scale attached to the verbal anchors "Internal focus (bodily
9 sensations, heart rate, breathing, etc.)" and "External focus (daydreaming, external
10 environment, etc)". Participants were required to mark the scale, which was 20 cm in length¹,
11 with an "X" to indicate their predominant focus during the exercise bout and the level of
12 internal or external focus was ascertained through measuring the distance from the left-hand
13 point of the scale to the "X" in centimeters. The number was multiplied by 5 to give a score
14 out of 100, with scores over 50 indicating a predominantly external focus.

15 The Physical Activity Enjoyment Scale (PACES; Kendzierski & DeCarlo, 1991) was
16 administered immediately after each condition. PACES comprises 18 items attached to a 7-
17 point bipolar scale (e.g., I dislike it – I like it) and respondents are given the instruction "Rate
18 how you feel at the moment about the physical activity you have been doing". Higher PACES
19 scores reflect greater levels of enjoyment. Music preference for each of the conditions in
20 which music was used was assessed using a single item: "Based on how you feel right now,
21 rate how much you like the music" with responses provided on a 10-point Likert scale
22 anchored by 1 ("I do not like it at all") and 10 ("I like it very much"; Karageorghis & Jones,
23 2014).

24 **Pretest and habituation.** Participants completed a ramp protocol on a stationary
25 cycle to establish their VO_{2max} and VT. The test was terminated at the point of volitional

1 exhaustion and maximal oxygen uptake was verified using standard criteria (American
2 College of Sports Medicine, 2013). The highest level of oxygen uptake averaged over 20 s
3 was designated as VO_{2max} . VT was identified offline using software (Ekkekakis, Lind, Hall,
4 & Petruzzello, 2008) based on the three-method procedure described by Gaskill et al. (2001).
5 A habituation session followed the pretest and each participant was familiarized with the
6 experimental protocol and afforded an opportunity to ask questions.

7 Participants cycled at 10% of maximum capacity below VT and 5% of maximum
8 capacity above during the experimental trials. Pilot testing indicated that participants were
9 generally unable to maintain exercise for the necessary duration at 10% above VT owing to
10 localized muscle fatigue.

11 **Experimental trial.** There were three experimental conditions (music-only, video-
12 only, and music-and-video) and one control condition (no music and visually sterile) at 10%
13 of maximum capacity below VT and 5% above (eight conditions in total). In the music-only
14 condition, participants were exposed to a 10-min playlist while immersed in a visually sterile
15 environment. In the video-only condition, participants were exposed to a 10-min video
16 showing point of view (POV) footage recorded in a parkland setting from a cycle route and
17 there was no audio accompaniment (i.e., sounds of the parkland environment) to the footage.
18 In the music-and-video condition, each participant was exposed to a 10-min music playlist
19 and observed the POV video footage. In the control condition, participants were exposed to
20 neither music nor video footage; however, in the interest of ecological validity, the eyes and
21 ears were not occluded.

22 Participants wore a heart rate monitor when they entered the laboratory for each
23 session. Following a 2-min rest period, heart rate was recorded and used as a resting value.
24 Each participant was then given an opportunity to stretch before each trial, which began with
25 a warm-up (75 ± 3 rpm for 5 min). The ergometer was then set at the appropriate resistance

1 (Watts) to correspond with either 10% of maximum capacity below VT or 5% above.
2 Cadence was standardized at 75 ± 3 rpm to prevent auditory-motor synchronization with
3 music tempo (135 bpm or 139 bpm).

4 Each participant was administered the FS and FAS after 4 and 8 min of each
5 condition. At 10 s before the end of each condition that included music, participants were
6 asked to rate their collective preference for the music selections they had just heard. Upon
7 completion of each condition, the researcher lowered the wattage on the cycle ergometer to
8 zero and the participant dismounted to complete the posttask measures (attentional focus
9 item, FS, FAS, and PACES) while seated at a nearby desk. Posttask measures were
10 completed within 2 min of exercise cessation.

11 Two conditions separated by a rest period were administered during each testing
12 session. Participants were required to complete questionnaires after the first condition and
13 then to rest until their heart rate returned to within 10% of their resting value, at which point
14 they would rest for a further 2 min before commencing the second condition. The order of
15 conditions was randomized to minimize potential order and learning effects. Each testing
16 session included one condition at 5% above VT and one at 10% below VT. The rest period in
17 between conditions was approximately 10 min. It was not possible to fully counterbalance the
18 design (between and within conditions; Harris, 2008, p. 136) as there was an insufficient
19 number of participants (40,320 participants would have been required). Each participant
20 visited the laboratory on five occasions (one pretest and habituation, and four testing
21 sessions) and each session lasted no longer than 40 min. Participants were requested to follow
22 similar patterns of activity (including no vigorous physical activity) and diet on the day
23 before and of each experimental trial (Harris, 2008, p. 134). Each participant engaged in the
24 trials individually. The experimental trials were scheduled at the same time of day for each

1 participant over a 4-week period, with a minimum of 3 days between each trial. With the
2 inclusion of the pretest, each participant visited the laboratory on five occasions.

3 **Data Analysis**

4 Data were screened for univariate outliers using z -scores $> \pm 3.29$ and multivariate
5 outliers using the Mahalanobis distance test with $p < .001$, as well as examined for the
6 parametric assumptions that underlie mixed-model 4 x 2 x 2 (Condition x Exercise Intensity x
7 Sex) ANOVA and MANOVA. Affective variables (in-task and posttask FS and FAS) were
8 assessed using a MANOVA while attentional focus and exercise enjoyment (PACES) were
9 assessed using ANOVA. Music preference ratings were employed as a manipulation check
10 and were analyzed using a 2 x 2 (Condition x Exercise Intensity) ANOVA. Omnibus
11 statistics were followed by F tests that were Greenhouse-Geisser adjusted where necessary,
12 and these were followed by Bonferroni-adjusted pairwise comparisons or checks of standard
13 errors. Partial eta squared (η_p^2) was the effect size statistic of choice and its value multiplied
14 by 100 denotes the percentage variance in the dependent variable(s) that can be attributed to
15 the independent variable manipulation (Tabachnick & Fidell, 2013, p. 223). To explore
16 whether state attention was associated with in-task affective valence, Pearson's product
17 moment correlations were computed. For all analyses, significance was accepted at $p < .05$
18 and exact p is reported other than when $p < .001$.

19 **Results**

20 Four male participants did not complete the protocol and thus are not included in the
21 analyses presented herein. Prior to the main analyses, univariate outlier tests revealed 11
22 outliers that were suitably adjusted (see Tabachnick & Fidell, 2013, p. 77). There were no
23 multivariate outliers. Tests of the distributional properties of the data in each cell of the
24 analysis revealed violations of normality in three of the 100 cells (all at $p < .05$). Tabachnick
25 and Fidell (2013, pp. 78–79) suggest that the F test is sufficiently robust to withstand such

1 minor violation of normality. Collectively, the diagnostic tests indicated that the assumptions
2 underlying MANOVA and ANOVA were satisfactorily met. In the interests of parsimony,
3 only omnibus and post hoc analyses are presented herein (the step-down tests are available
4 from the corresponding author).

5 **Manipulation Check**

6 The manipulation check for music preference ratings revealed no Condition x
7 Intensity interaction, $F(1, 33) = .10, p = .752, \eta_p^2 = .00$. There was no main effect for
8 condition, $F(1, 33) = .02, p = .889, \eta_p^2 = .00$, but there was a main effect for intensity, $F(1,$
9 $33) = 7.69, p = .009, \eta_p^2 = .19$, showing that participants generally preferred music at the low
10 intensity. The manipulation check for heart rate revealed a significant difference between the
11 10% below VT and 5% above intensities; $t(33) = 15.95, p < .001$. The mean heart rate
12 recorded during the 10% below VT conditions was 131.87 bpm ($SD = 13.47$ bpm), compared
13 against $M = 150.44$ bpm ($SD = 12.06$ bpm) for conditions 5% above VT. The highest mean
14 heart rate was recorded during the above VT combined music-and-video condition ($M =$
15 152.14 bpm, $SD = 13.94$ bpm), while the lowest was recorded for the below VT video-only
16 condition ($M = 128.71$ bpm, $SD = 15.67$).

17 **Affective Variables**

18 There were no interaction effects for the affective variables (see Table 2). There were,
19 however, significant main effects for condition and intensity (see Table 2 and Figure 2).
20 Pairwise comparisons for in-task affective valence indicated that the music-only and music-
21 and-video conditions differed from both the video-only (95% CI = 0.60–1.49, $p < .001$; 95%
22 CI = 0.55–1.38, $p < .001$) and control conditions (95% CI = 1.01–2.15, $p < .001$; 95% CI =
23 1.08–1.91, $p < .001$). Moreover, the video-only condition differed from control (95% CI .09–
24 .98, $p = .012$). Pairwise comparisons for posttask affective valence revealed that the music-
25 only and music-and-video conditions differed from both the video-only condition (95% CI =

1 0.72–2.00, $p < .001$; 95% CI = 0.61–1.82, $p < .001$), and the control condition (95% CI =
2 1.09–2.34, $p < .001$; 95% CI = 1.00–2.12, $p < .001$). Pairwise comparisons indicated that in-
3 task affective valence was more positive at 10% below VT than it was at 5% above (95% CI
4 = 0.90–1.71, $p < .001$), and posttask valence demonstrated an identical trend (95% CI = 1.13–
5 2.14, $p < .001$). Pairwise comparisons for in-task perceived activation indicated that the
6 music-only and the music-and-video conditions yielded higher levels of activation than the
7 video-only (95% CI = 0.35–1.07, $p < .001$; 95% CI = 0.43–1.08, $p < .001$) and control
8 conditions (95% CI = 0.50–1.46, $p < .001$; 95% CI = 0.58–1.47, $p < .001$). The posttask
9 perceived activation measures indicated an identical trend: music-only and music-and-video
10 conditions elicited higher levels of activation than the video-only (95% CI = 0.35–1.385, $p <$
11 $.001$; 95% CI = 0.47–1.38, $p < .001$) and control conditions (95% CI = 0.72–1.75, $p < .001$;
12 95% CI = 0.87–1.72, $p < .001$). The video-only condition also elicited higher levels of
13 activation than the control condition (95% CI = 0.06–0.67, $p = .011$). Means and standard
14 deviations are presented in Table 3.

15 **State Attention**

16 There were no interaction effects for state attention (see Table 2). There were
17 significant main effects for condition and intensity (see Table 2 and Figure 3). Pairwise
18 comparisons for state attention indicated that the music-and-video condition promoted more
19 dissociative thoughts than the remaining three conditions ($p < .05$). Pairwise comparisons
20 also revealed more dissociative thoughts in the 10% below VT condition than the 5% above
21 condition (95% CI = 17.70–32.39, $p < .001$). Means and standard deviations are presented in
22 Table 3.

23 **Enjoyment**

24 There were no interaction effects for PACES (see Table 2). There were significant
25 main effects for condition and intensity (see Table 2). Pairwise comparisons indicated that

1 participants experienced greater exercise enjoyment in the music-only condition and music-
2 and-video conditions when compared to the video-only (95% CI = 6.02–22.62, $p < .001$; 95%
3 CI = 6.44–21.33, $p < .001$) and control conditions (95% CI = 11.45–27.16, $p < .001$; 95% CI
4 = 11.33–26.40, $p < .001$). Pairwise comparisons also indicated that participants experienced
5 greater enjoyment at 10% below VT when compared to 5% above (95% CI = 3.63–10.90, $p <$
6 $.001$). Means and standard deviations are presented in Table 3.

7 **Correlations between State Attention and In-task Affective Valence**

8 Dissociative thoughts (assessed postexercise) were positively correlated with affective
9 valence during exercise above VT, when the attentional focus manipulations are theorized to
10 be influential (music-only, $r = .40$, $p = .018$; music-and-video, $r = .53$, $p = .001$; video-only, r
11 $= .40$, $p = .019$). Conversely, the correlations were nonsignificant below the threshold, when
12 the challenge was presumably minimal (music-only, $r = .15$; music-and-video, $r = .29$; video-
13 only, $r = .12$; all $ps > .05$), or during the control conditions, when manipulations were absent
14 (below threshold, $r = -.03$; above threshold, $r = .28$, $ps > .05$).

15 **Discussion**

16 The main purpose of this study was to explore the effects of auditory and visual
17 stimuli on a range of affective, attentional, and enjoyment measures during stationary cycling
18 10% below and 5% above the VT. We predicted that combined music-and-video would lead
19 to more positive outcomes than the single-modality (music or video) and control conditions
20 when exercising below VT (H_1). Moreover, we predicted that the single stimulus conditions
21 would lead to more positive outcomes compared to control (H_2). The music-only and music-
22 and-video conditions exhibited the highest scores for affective valence and this finding
23 provides partial support for the first and second research hypotheses. The hypothesis that the
24 music-and-video condition would yield the most positive affective valence responses (H_1) is
25 not supported by the present data, given that it does not differ from the music-only condition.

1 The prediction that the music-only and video-only conditions would differ from control was
2 realized, thus partially supporting H_2 . In partial support of H_3 , it appears that participants
3 derived just as much affective benefit from music-and-video and music-only during the above
4 VT condition, but video-only did not differ from control.

5 A similar pattern of findings was replicated in the perceived activation variable. The
6 increased physiological load between the exercise intensities did not lead to higher scores on
7 the FAS, although there was a difference in these scores across distraction conditions.
8 Specifically, the higher scores reported in the music-only and the music-and-video conditions
9 compared to video-only and control conditions may indicate that participants were using the
10 FAS to indicate predominantly psychological activation rather than physiological arousal, as
11 there were differences by condition but not by exercise intensity. Further, it is plausible that
12 the video-only condition did not offer sufficient stimulation; there may have been a mismatch
13 between the level of situation-demanded activation (high) and the stimulative qualities of the
14 video (low).

15 It was expected that in-task affective responses would be significantly different to
16 posttask but this difference did not emerge (H_4). The lack of difference between the in-task
17 and posttask measures of affective valence and activation may be a product of the way in
18 which the data were treated. In-task measures were taken at minutes 4 and 8 in each condition
19 but were aggregated to minimize participants' possible negative response to a particular piece
20 of music or, to a far lesser degree, a specific section of the video (see Karageorghis et al.,
21 2011). The findings of the present study appear to depart from those of previous studies in
22 terms of finding a difference between in-task and posttask affective valence (e.g., Ekkekakis
23 et al., 2008; Sheppard & Parfitt, 2008). This is because previous studies have included a
24 Condition x Time analysis, whereas the present study did not. In accordance with the DMT
25 (Ekkekakis, 2003), there is a quadratic decline in affective valence over time when exercising

1 above VT but the present design did not account for such a time-dependent decline and thus
2 minimized the magnitude of the affective decline by taking an average of the values at the
3 two time points.

4 The state attention data indicate that combined music-and-video elicited the highest
5 number of dissociative thoughts at both exercise intensities, offering support for H_1 (see
6 Figure 3). Contrary to the research hypotheses (H_2 and H_3), the music-only and video-only
7 conditions did not differ from control at either intensity. Moreover, the expected Condition x
8 Intensity interaction did not emerge, showing that the two levels of exercise intensity had no
9 moderating influence on attentional focus across the four conditions. As expected, there was
10 a strong tendency toward association at the high exercise intensity with a mean difference of
11 26 units (scale range: 0–100) between the low and high exercise intensities, and this latter
12 finding mirrors those of related studies (e.g., Hutchinson & Tenenbaum, 2007; Karageorghis
13 & Jones, 2014). It is noteworthy, however, that a consistent pattern of correlations
14 demonstrated that the degree to which participants were able to dissociate was correlated with
15 more positive affective responses at the above-threshold intensity. The significant
16 correlations offer support for the DMT (Ekkekakis, 2003) owing to the positive influence of
17 the interventions at the higher exercise intensity. According to DMT, cognitive manipulations
18 have a low-to-moderate influence below VT but a strong influence at intensities proximal to
19 VT. The significant correlations indicate that during exercise above VT, the more an
20 exerciser is able to dissociate, the more pleasant s/he is likely to feel. This finding perhaps
21 seems intuitive but does not have a strong empirical basis to date (Lind, Welch, & Ekkekakis,
22 2009).

23 The PACES findings exhibited an identical pattern to those of posttask affective
24 valence; at both exercise intensities, participants derived the greatest enjoyment in the music-
25 only and music-and-video conditions. Interestingly, the manipulation check indicated that

1 music was preferred to a greater degree at the intensity below VT when compared to the
2 intensity above VT ($M_{\text{diff}} = .79$).

3 Taken collectively, the present findings highlight the utility of music and combined
4 music-and-video stimuli as a means by which to enhance the affective responses of
5 recreational exercise participants. These positive effects amplify those found in previous
6 related studies (e.g., Annesi, 2001; Barwood, Weston, Thelwell, & Page, 2009). A pattern
7 that emerged in the findings pertains to the non-differentiation between music-only and
8 music-and-video in terms of the range of dependent measures that were examined and that,
9 contrary to the research hypothesis (H_1), exercise intensity did not moderate the benefits that
10 participants derived from the experimental manipulations. Ostensibly, the application of
11 music-only and music-and-video was equally effective at exercise intensities of 10% below
12 and 5% above VT. Theoretically, there is less information processing capacity available for
13 environmental stimuli during strenuous exercise (cf. Rejeski, 1985; Tenenbaum, 2001), such
14 as the stimuli employed in the present experimental conditions. Nonetheless, the relatively
15 passive nature of music listening and watching video images renders these specific secondary
16 tasks effective in enhancing the exercise experience.

17 What does appear to be slightly surprising is the relative ineffectiveness of the video-
18 only condition. With the exception of in-task affect ($M_{\text{diff}} = .53$), exposure to this condition
19 did not enhance participants' responses relative to control. This finding might suggest that
20 visual images of the sort employed here (pleasant parkland) do not tap the sensory pathways
21 to the same degree as when used in combination with music (e.g., music-and-video vs.
22 control; $M_{\text{diff}} = 1.50$). An alternative explanation concerns the unfamiliar nature of viewing
23 parkland footage without an accompanying soundtrack. If comparable tasks had been
24 conducted in an outdoor environment with auditory deprivation, it would be interesting to
25 gauge how the presence of similar visual stimuli would influence participants' responses.

1 Further, the music was selected owing to its motivational qualities for an exercise context
2 whereas the video was not selected with such qualities in mind, as there is no comparable
3 guiding framework to draw upon. The parkland video footage was selected with the premise
4 that it would confer psychological benefits (cf. Pretty et al., 2005), but there may have been
5 some disparity between the motivational qualities of the music and that of the video.

6 **Theoretical and Practical Implications**

7 From a theoretical standpoint, these results illustrate the efficacy of experimental
8 manipulations pertaining to components of the information-processing system—specifically,
9 attentional focus—in influencing affective responses. Moreover, the effect of these
10 experimental manipulations was shown to be significant during exercise 5% above VT; an
11 intensity that is capable of inducing a decline in affect (as shown in the above-threshold
12 control condition). The role of attentional focus was evidenced in the significant correlations
13 between dissociation and affective valence during exercise above VT. Accordingly, the
14 present findings extend previous findings in the exercise domain concerning the efficacy of
15 attention-related interventions in the amelioration of negative affect (Ochsner & Gross,
16 2005).

17 It has been suggested that during the early stages of participation, physical activity is
18 “...unlikely to be construed as inherently pleasurable or enjoyable” (Wilson, Rodgers,
19 Blanchard, & Gessell, 2003, p. 2375). This is recognized as one of the major barriers to
20 exercise initiation and adherence (American College of Sports Medicine, 2013). Set against
21 this background, the present results have salient translational implications. Although the
22 exact determination of the VT requires costly equipment that is not easily accessible to
23 practitioners, the exercise prescription guidelines of the American College of Sports
24 Medicine (2013) indicate that the threshold can be inferred by such markers as a noticeable
25 decline in pleasure and the inability to maintain a conversation without panting. The present

1 results demonstrate that, even when the intensity reaches this level, the decline in pleasure
2 may not be entirely unavoidable, as it can be meaningfully tempered by the use of music and
3 the combined use of music and video.

4 From a practical perspective, these results present exercise professionals, for the first
5 time, with evidence-supported and easily implementable options for ameliorating the
6 affective experiences of individuals who find themselves exercising slightly above VT. This
7 is a common occurrence in field settings, particularly among individuals who are beginning
8 to exercise after prolonged periods of sedentariness. The implications of this finding for
9 public health are evidenced in the proliferating data on the role of during-exercise affect
10 (Williams et al., 2012) and enjoyment (Rhodes et al., 2009) in promoting exercise behavior.
11 Although other techniques (e.g., cognitive reframing, imaging) may be shown to be effective
12 in future research, music-alone and music-and-video interventions have the relative
13 advantage of requiring no prior training before they can yield meaningful benefits.

14 **Strengths and Limitations**

15 An original contribution of this work lies in the examination of the interactive effects
16 of music and video at two exercise intensities related to the physiological marker of VT.
17 Distraction techniques such as the combination of music and video are commonly found in
18 the exercise domain but have received scant attention from researchers to date. Unlike most
19 previous work (e.g., Nethery, 2002; Szmedra & Bacharach, 1998; Tenenbaum et al., 2004),
20 the present study included a calculation of each participant's VT to establish a work-rate
21 corresponding with values 5% above and 10% below. This represents an advance from
22 employing heart rate as a marker of exercise intensity and ensures a more accurate
23 assignation of equal physiological load across participants. The stringent attempt to
24 "homogenize" the qualities of the music in order to preserve internal validity also represents a
25 strength of the present study.

1 The distractive stimuli that we employed consisted of motivational music (auditory)
2 and video footage of parkland (visual). Clearly the music had motivational qualities whereas
3 the video footage did not; rather the footage was compiled to represent “a pleasant rural
4 scene”. We did not have a conceptual framework to facilitate the compilation of motivational
5 video footage for exercise (as we did with music), and so sought a visual distraction that
6 would be in keeping with the common experiences of exercisers and thus hold a degree of
7 ecological validity. It is plausible that the use of a video with strong motivational qualities
8 may have influenced the results differently, although the combination of such a video with a
9 music program would have proven problematic from a methodological standpoint (cf. Loizou
10 & Karageorghis, 2009).

11 Despite efforts to create an immersive environment in the laboratory, it was not
12 possible to replicate the sensations associated with a real-life parkland environment (with the
13 breeze in one’s face, the warmth of the sun, the sound of birdsong, etc.). The efficacy of
14 exercising outdoors versus indoors has been established in the literature (e.g., Hug et al.,
15 2009), but it is not possible to delineate the efficacy of the visual or auditory outdoor
16 environment independently and it is likely that exercising in an outdoor environment as a
17 holistic experience is responsible for its efficacy; the removal of one or other stimulus
18 potentially limits the appeal of outdoor exercise.

19 The present sample comprised young adults who were moderately active and thus the
20 findings cannot be generalized to the wider population without replication using a more
21 broadly representative demographic. It was the noticeable dearth of experimental data
22 pertaining to in-task interventions that contributed to the decision to employ a sample of
23 active young adults. This approach represents the first step in examining the efficacy of such
24 in-task interventions at moderate and high exercise intensities prior to extending the
25 interventions to wider populations (e.g., older adults, cardiac rehabilitation patients).

1 **Future Directions**

2 Future research along this line will proceed in several directions, driven by practical,
3 methodological, and theoretical questions. From a practical standpoint, one direction that was
4 alluded to here involves the exploration of the degree of immersion that is required to
5 optimize the effects of audiovisual stimuli on pleasure. For example, what types of video
6 material are more effective? Is there a difference between methods that vary in the extent of
7 immersion (e.g., speakers versus headphones; screens vs. virtual reality goggles)? What are
8 the effects of imposed versus self-selected music? How do the characteristics of music (e.g.,
9 volume, tempo) interact with exercise intensity in influencing the affective experience of
10 exercise? From a methodological standpoint, future studies will involve a broader range of
11 exercise intensities than the two examined here. For example, initially, graded exercise tests,
12 in which intensity is continuously increased until the point of volitional fatigue, can be used
13 to examine the effects of music across the entire range of intensity (cf. Karageorghis & Jones,
14 2014). Finally, from a theoretical standpoint, future studies will combine audiovisual
15 stimulation with an exploration of brain mechanisms via the use of non-invasive methods that
16 are resistant to movement artifacts, such as near-infrared spectroscopy (Ekkekakis, 2009;
17 Tempest & Parfitt, 2013).

18 **Conclusions**

19 The present findings demonstrate that music and music combined with video can
20 significantly enhance the affective experience of exercise. This phenomenon appears robust,
21 as it manifested across the spectrum of dependent variables, including more positive ratings
22 of affective valence, higher perceived activation, and higher postexercise enjoyment scores.
23 Furthermore, a finding of particular importance from both a theoretical and an applied
24 perspective is that these manipulations maintained their effectiveness not only below VT, but
25 also at an intensity 5% above.

26

References

- 1
2 American College of Sports Medicine (2013). *ACSM's guidelines for exercise testing and*
3 *prescription* (9th ed.). Philadelphia, PA: Lippincott Williams & Wilkins.
- 4 Annesi, J. J. (2001). Effects of music, television, and a combination entertainment system on
5 distraction, exercise adherence, and physical output in adults. *Canadian Journal of*
6 *Behavioral Science*, 33, 193–201.
- 7 AZ 8928 Sound Level Meter [Apparatus]. (1997). Taichung City, Taiwan: AZ Instrument
8 Corporation.
- 9 Barwood, M. J., Weston, N. V. J., Thelwell, R., & Page, J. (2009). A motivational music and
10 video intervention improves high-intensity exercise performance. *Journal of Sports*
11 *Science and Medicine*, 8, 435–442.
- 12 Biddle, S. J. H., O'Connell, S., & Braithwaite, R. E. (2011). Sedentary behaviour
13 interventions in young people: A meta-analysis. *British Journal of Sports Medicine*,
14 45, 937-942. doi:10.1136/bjsports-2011-090205
- 15 Borg, G. (1998). *Borg's perceived exertion and pain scales*. Champaign, IL: Human Kinetics.
- 16 Boutcher, S. H., & Trenske, M. (1990). The effects of sensory deprivation and music on
17 perceived exertion and affect during exercise. *Journal of Sport & Exercise*
18 *Psychology*, 12, 167–176.
- 19 Connolly, C. T., & Tenenbaum, G. (2010). Exertion–attention–flow linkage under
20 different workloads. *Journal of Applied Psychology*, 40, 1123–1145.
- 21 Ekkekakis, P. (2003). Pleasure and displeasure from the body: Perspectives from exercise.
22 *Cognition and Emotion*, 17, 213–239. doi:10.1080/02699930302292
- 23 Ekkekakis, P. (2009). Illuminating the black box: Investigating prefrontal cortical
24 hemodynamics during exercise with near-infrared spectroscopy. *Journal of Sport &*
25 *Exercise Psychology*, 31, 505–553.
- 26 Ekkekakis, P., Hargreaves, E. A., & Parfitt, G. (2013). Envisioning the next fifty years of
27 research on the exercise-affect relationship. *Psychology of Sport and Exercise*, 14,
28 751–758. doi:10.1016/j.psychsport.2013.04.007
- 29

- 1 Ekkekakis, P., Hall, E. E., & Petruzzello, S. J. (2008). The relationship between exercise
2 intensity and affective responses demystified: To crack the 40-year-old nut, replace
3 the 40-year-old nutcracker! *Annals of Behavioral Medicine*, *35*, 136–149.
4 doi:10.1007/s12160-008-9025-z
- 5 Ekkekakis, P., Lind, E., Hall, E. E., & Petruzzello, S. J. (2008). Do regression-based
6 computer algorithms for determining the ventilatory threshold agree? *Journal of*
7 *Sports Sciences*, *26*, 967–976. doi:10.1080/02640410801910269
- 8 Ekkekakis, P., Parfitt, G., & Petruzzello, S. J. (2011). The pleasure and displeasure people
9 feel when they exercise at different intensities: Decennial update and progress
10 towards a tripartite rationale for exercise intensity prescription. *Sports Medicine*, *41*,
11 641–671. doi:10.2165/11590680-000000000-00000
- 12 Faul, F., Erdfelder, E., Buchner, A., & Lang, A. G. (2009). Statistical power analyses using
13 G*Power 3.1: Tests for correlation and regression analyses. *Behavior Research*
14 *Methods*, *41*, 1149–1160. doi:10.3758/BF03193146
- 15 Gaskill, S. E., Ruby, B. C., Walker, A. J., Sanchez, O. A., Serfass, R. C., & Leon, A. S.
16 (2001). Validity and reliability of combining three methods to determine ventilatory
17 threshold. *Medicine & Science in Sports & Exercise*, *33*, 1841–1848.
- 18 Hardy, C. J., & Rejeski, W. J. (1989). Not what but how one feels: The measurement of affect
19 during exercise. *Journal of Sport & Exercise Psychology*, *11*, 304–317.
- 20 Harris, P. (2008). *Designing and reporting experiments in psychology* (3rd ed.). Maidenhead,
21 UK: Open University Press.
- 22 Hartig, T., & Staats, H. (2006). The need for psychological restoration as a determinant of
23 environmental preferences. *Journal of Environmental Psychology*, *26*, 215–226.
24 doi:10.1016/j.jenvp.2006.07.007
- 25 Health and Safety Executive. (2005). *The Control of Noise at Work Regulations 2005*.
26 Retrieved from <http://www.legislation.gov.uk/uksi/2005/1643/contents/made>
27

- 1 Hug, S. M., Hartig, T., Hansmann, R., Seeland, K., & Hornung, R. (2009). Restorative
2 qualities of indoor and outdoor exercise environments as predictors of exercise
3 frequency. *Health and Place, 15*, 971–980. doi:10.1016/j.healthplace.2009.03.002
- 4 Hutchinson, J. C., Sherman, T., Davis, L. K., Cawthon, D., Reeder, N. B., & Tenenbaum, G.
5 (2010). The influence of asynchronous motivational music on a supramaximal
6 exercise bout. *International Journal of Sport Psychology, 42*, 135–142.
- 7 Hutchinson, J. C., & Karageorghis, C. I. (2013). Moderating influence of dominant
8 attentional style and exercise intensity on psychological and psychophysical responses
9 to asynchronous music. *Journal of Sport & Exercise Psychology, 35*, 582–602.
- 10 Hutchinson, J. C., & Tenenbaum, G. (2007). Attention focus during physical effort: The
11 mediating role of task intensity. *Psychology of Sport and Exercise, 8*, 233–245.
12 doi:10.1016/j.psychsport.2006.03.006
- 13 Humpel, N., Owen, N., Leslie, E. (2002). Environmental factors associated with
14 adults' participation in physical activity: A review. *American Journal of Preventive
15 Medicine, 22*, 188–199. doi:10.1016/S0749-3797(01)00426-3
- 16 Karageorghis, C. I. (2008). The scientific application of music in sport and exercise.
17 In A. M. Lane (Ed.), *Sport and exercise psychology* (pp. 109–137). London, UK:
18 Hodder Education.
- 19 Karageorghis, C. I., Hutchinson, J. C., Jones, L., Farmer, H. L., Ayhan, M. S., Wilson, R. C.,
20 ...Bailey, S. G. (2013). Psychological, psychophysical, and ergogenic effects of music
21 in swimming. *Psychology of Sport and Exercise, 14*, 560–568.
22 doi:10.1016/j.psychsport.2013.01.009
- 23 Karageorghis, C. I., & Jones, L. (2014). On the stability and relevance of the exercise
24 heart rate—music-tempo preference relationship. *Psychology of Sport and Exercise,
25 15*, 299–310. doi:10.1016/j.psychsport.2013.08.004
26

- 1 Karageorghis, C. I., Jones, L., Priest, D. L., Akers, R. I., Clarke., Perry J., ... Lim, H. B. T
2 (2011). Revisiting the exercise heart rate-music tempo preference relationship.
3 *Research Quarterly for Exercise and Sport*, 82, 274–284.
4 doi:10.1080/02701367.2011.10599755
- 5 Karageorghis, C. I., & Priest, D. L. (2012a). Music in the exercise domain: A review and
6 synthesis (Part I). *International Review of Sport and Exercise Psychology*, 5, 44–66.
7 doi:10.1080/1750984X.2011.631026
- 8 Karageorghis, C. I., & Priest, D. L. (2012b). Music in the exercise domain: A review and
9 synthesis (Part II). *International Review of Sport and Exercise Psychology*, 5, 67–
10 84. doi:10.1080/1750984X.2011.631027
- 11 Karageorghis, C. I., Priest, D. L., Terry, P. C., Chatzisarantis, N. L. D., & Lane, A. M.
12 (2006). Redesign and initial validation of an instrument to assess the motivational
13 qualities of music in exercise: The Brunel Music Rating Inventory-2. *Journal of*
14 *Sports Sciences*, 24, 899–909. doi:10.1080/02640410500298107
- 15 Karageorghis, C. I., Priest, D. L., Williams, L. S., Hirani, R. M., Lannon, K. M., &
16 Bates, B. J. (2010). Ergogenic and psychological effects of synchronous music during
17 circuit-type exercise. *Psychology of Sport and Exercise*, 11, 551–559.
18 doi:10.1016/j.psychsport.2010.06.004
- 19 Karageorghis, C. I., & Terry, P. C. (1997). The psychophysical effects of music in sport and
20 exercise: A review. *Journal of Sport Behavior*, 20, 54–68.
- 21 Kendzierski, D., & DeCarlo, K. J. (1991). Physical activity enjoyment scale: Two validation
22 studies. *Journal of Sport & Exercise Psychology*, 13, 50–64.
- 23 Lind, E., Welch, A. S., & Ekkekakis, P. (2009). Do “mind over muscle” strategies work?
24 Examining the effects of attentional association and dissociation on exertional,
25 affective, and physiological responses to exercise. *Sports Medicine*, 39, 743–764.
26 doi:10.2165/11315120-000000000-00000
- 27 Mitsubishi LCD Projector XL9U [Apparatus]. (2006). Tokyo, Japan: Mitsubishi Electric
28 Corporation.

- 1 Nethery, V. M. (2002). Competition between internal and external sources of information
2 during exercise: Influence on RPE and the impact of exercise load. *Journal of Sports*
3 *Medicine and Physical Fitness*, 42, 172–178.
- 4 Ochsner, K. N., & Gross, J. J. (2005). The cognitive control of emotion. *Trends in Cognitive*
5 *Sciences*, 9, 242–249. doi:10.1016/j.tics.2005.03.010
- 6 Pretty, J., Peacock, J., Sellens, M., & Griffin, M. (2005). The mental and physical health
7 outcomes of green exercise. *International Journal of Environmental Health Research*,
8 15, 319–337. doi:10.1080/09603120500155963
- 9 Rejeski, W. J. (1985). Perceived exertion: An active or passive process? *Journal of Sport*
10 *Psychology*, 75, 371–378.
- 11 Rhodes, R. E., Fiala, B., & Conner, M. (2009). A review and meta-analysis of affective
12 judgments and physical activity in adult populations. *Annals of Behavioral Medicine*,
13 38, 180–204. doi:10.1007/s12160-009-9147-y
- 14 Sheppard, K. E., & Parfitt, G. (2008). Patterning of physiological and affective responses
15 during a graded exercise test in sedentary men and boys. *Journal of Exercise Science*
16 *& Fitness*, 6, 121–129.
- 17 Svebak, S., & Murgatroyd, S. (1985). Metamotivational dominance: A multimethod
18 validation of reversal theory constructs. *Journal of Personality and Social*
19 *Psychology*, 48, 107–116. doi:10.1037/0022-3514.48.1.107
- 20 Szmedra, L., & Bacharach, D. W. (1998). Effect of music on perceived exertion, plasma
21 lactate, norepinephrine and cardiovascular hemodynamics during treadmill running.
22 *International Journal of Sports Medicine*, 19, 32–37. doi:10.1055/s-2007-971876
- 23 Tabachnick, B. G., & Fidell, L. S. (2013). *Using multivariate statistics* (6th ed). Boston, MA:
24 Pearson Education.
- 25 Tammen, V. V. (1996). Elite middle and long distance runners associative/dissociative
26 coping. *Journal of Applied Sport Psychology*, 8, 1–8.
27 doi:10.1080/10413209608406304
- 28 Tascam CD-A500 [Apparatus]. (1999). Tokyo, Japan: TEAC Corp.

- 1 Tempest, G., & Parfitt, G. (2013). Imagery use and affective responses during exercise: An
2 examination of cerebral hemodynamics using near-infrared spectroscopy. *Journal of*
3 *Sport & Exercise Psychology*, 35, 503–513.
- 4 Tenenbaum, G. (2001). A social-cognitive perspective of perceived exertion and exertion
5 tolerance. In R. N. Singer, H. A. Hausenblas, & C. Janelle (Eds.), *Handbook of sport*
6 *psychology* (pp. 810–822). New York, NY: Wiley.
- 7 Tenenbaum, G., Lidor, R., Lavyan, N., Morrow, K., Tonnel, S., Gershgoren, A., . . . Johnson,
8 M. (2004). The effect of music type on running perseverance and coping with effort
9 sensations. *Psychology of Sport and Exercise*, 5, 89–109. doi:10.1016/S1469-
10 0292(02)00041-9
- 11 Velotron Dynafit Pro [Apparatus]. (2006). Seattle, WA, USA: RacerMate.
- 12 Welch, A. S., Hulley, A., Ferguson, C., & Beauchamp, M. R. (2007). Affective responses of
13 inactive women to a maximal incremental exercise test: A test of the dual-mode
14 model. *Psychology of Sport and Exercise*, 8, 401–423.
15 doi:10.1016/j.psychsport.2006.09.002
- 16 Williams, D. M., Dunsiger, S., Jennings, E. G., & Marcus, B. H. (2012). Does affective
17 valence during and immediately following a 10-min walk predict concurrent and
18 future physical activity? *Annals of Behavioral Medicine*, 44, 43–51.
19 doi:10.1007/s12160-012-9362-9
- 20 Wilson, P. M., Rodgers, W. M., Blanchard, C. M., Gessell, J. (2003). The relationship
21 between psychological needs, self-determined motivation, exercise attitudes, and
22 physical fitness. *Journal of Applied Social Psychology*, 33, 2373–2392.
23 doi:10.1111/j.1559-1816.2003.tb01890.x

24 *Notes*

25 ¹ The original scale was of 10 cm in length.

26

1 Table 1

2 *Details of Music Selections used in Experimental Conditions*

Experimental music selections				
Fast tempo tracks (135 bpm)				
Artist	Rihanna ft Calvin Harris	Chris Brown ft Benny Benassi	Avicci	Example
Track title	We Found Love	Beautiful People	Levels	Kickstarts
Album	Talk That Talk	F.A.M.E.	-	Won't Go Quietly
Credit	Def Jam	Jive	Universal	Data
BMRI-3 Score (<i>M</i>)	31.1	32.0	30.9	31.0
Very fast tempo tracks (139 bpm)				
Artist	Darude	Bingo Players	Redlight	Redlight
Track title	Sandstorm	Rattle	Lost in Your Love	Get Out My Head
Album	Before the Storm	Around the Town	-	-
Credit	16 Inch	Hysteria	Polydor	Mercury Records
BMRI-3 Score (<i>M</i>)	29.4	29.0	26.9	26.0

3

4

1 Table 2
 2 *Inferential Statistics Results for all Dependent Variables*

	Pillai's Trace	F	df	p	η_p^2
Interaction effects					
Affective variables					
Condition x Exercise Intensity x Sex	.16	1.31	12, 285	.213	.05
Condition x Exercise Intensity	.13	1.10	12, 285	.358	.04
Condition x Sex	.10	.79	12, 285	.660	.03
Exercise Intensity x Sex	.14	1.18	4, 29	.343	.14
State attention					
Condition x Exercise Intensity x Sex	___	.67	3, 96	.573	.02
Condition x Exercise Intensity	___	.33	3, 96	.807	.02
Condition x Sex	___	.48	3, 96	.699	.02
Exercise Intensity x Sex	___	.86	1, 96	.362	.03
Enjoyment					
Condition x Exercise Intensity x Sex	___	.19	3, 96	.906	.01
Condition x Exercise Intensity	___	.85	6, 192	.530	.03
Condition x Sex	___	1.18	3, 96	.323	.04
Exercise Intensity x Sex	___	.06	1, 32	.804	.00
Main Effects					
Affective variables					
Condition	.69	7.10	12, 285	.000	.23
Intensity	.62	11.75	4, 29	.000	.62
Sex	___	.04	1, 2	.853	.00
State attention					
Condition	___	3.45	3, 96	.027	.10
Intensity	___	48.24	1, 32	.000	.60
Sex	___	.67	1, 32	.419	.02
Enjoyment					
Condition	___	28.80	3, 96	.000	.47
Intensity	___	16.58	1, 32	.000	.34
Sex	___	1.28	1, 32	.266	.04

3
 4
 5

1 *Table 3*
 2 Descriptive Statistics for In-task and Posttask Measures (*N* = 34)

3

Condition	Exercise Intensity				Cohen's d
	Below VT		Above VT		
	<i>M</i>	<i>SD</i>	<i>M</i>	<i>SD</i>	
Music					
Feeling Scale (in-task)	2.85	1.21	1.85	1.64	0.81
Felt Arousal Scale (in-task)	3.97	0.82	4.21	0.82	0.33
Feeling Scale (post-task)	3.12	1.27	1.79	2.17	0.92
Felt Arousal Scale (post-task)	4.18	1.00	4.32	0.81	0.18
State Attention	66.66	21.32	39.57	23.26	1.21
PACES	94.24	14.57	88.24	17.37	0.37
Music and Video					
Feeling Scale (in-task)	2.85	1.21	1.60	1.75	1.00
Felt Arousal Scale (in-task)	4.24	0.75	4.03	0.87	0.30
Feeling Scale (post-task)	3.18	1.14	1.41	2.38	1.12
Felt Arousal Scale (post-task)	4.44	0.93	4.18	0.87	0.34
State Attention	73.18	18.68	47.07	27.00	1.12
PACES	95.32	14.20	85.74	20.99	0.53
Video					
Feeling Scale (in-task)	2.06	1.63	0.56	1.69	1.02
Felt Arousal Scale (in-task)	3.32	0.96	3.41	0.97	0.10
Feeling Scale (post-task)	1.88	1.93	0.32	2.00	0.88
Felt Arousal Scale (post-task)	3.29	1.06	3.44	1.31	0.14
State Attention	62.19	25.60	41.88	27.04	0.77
PACES	78.38	20.17	74.41	19.56	0.20
Control					
Feeling Scale (in-task)	1.38	1.59	0.16	2.08	0.71
Felt Arousal Scale (in-task)	2.93	1.23	3.25	1.31	0.27
Feeling Scale (post-task)	1.56	1.78	-0.12	2.61	0.86
Felt Arousal Scale (post-task)	2.94	1.15	3.03	1.24	0.08
State Attention	59.81	26.96	34.69	28.47	0.91
PACES	76.32	18.53	66.62	22.08	0.48

37 *Note.* Scores from females and males have been aggregated. The in-task measures recorded at
 38 minutes 4 and 8 have been averaged and are presented under the “in-task” heading.

39
 40
 41

1
2

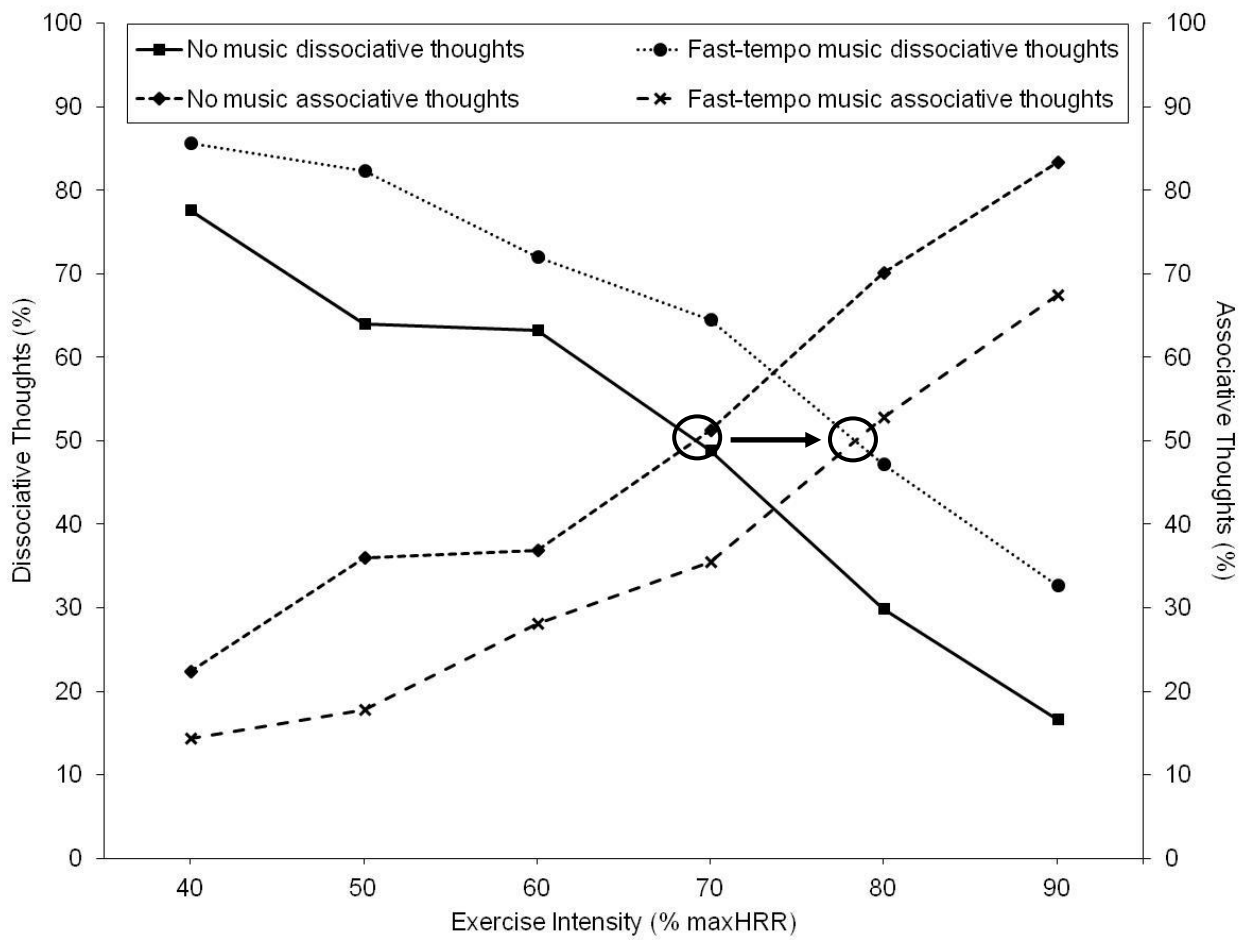


Figure 1. Comparison of state attention scores across all exercise intensities between no-music control and fast-tempo music conditions (from Karageorghis & Jones, 2014).

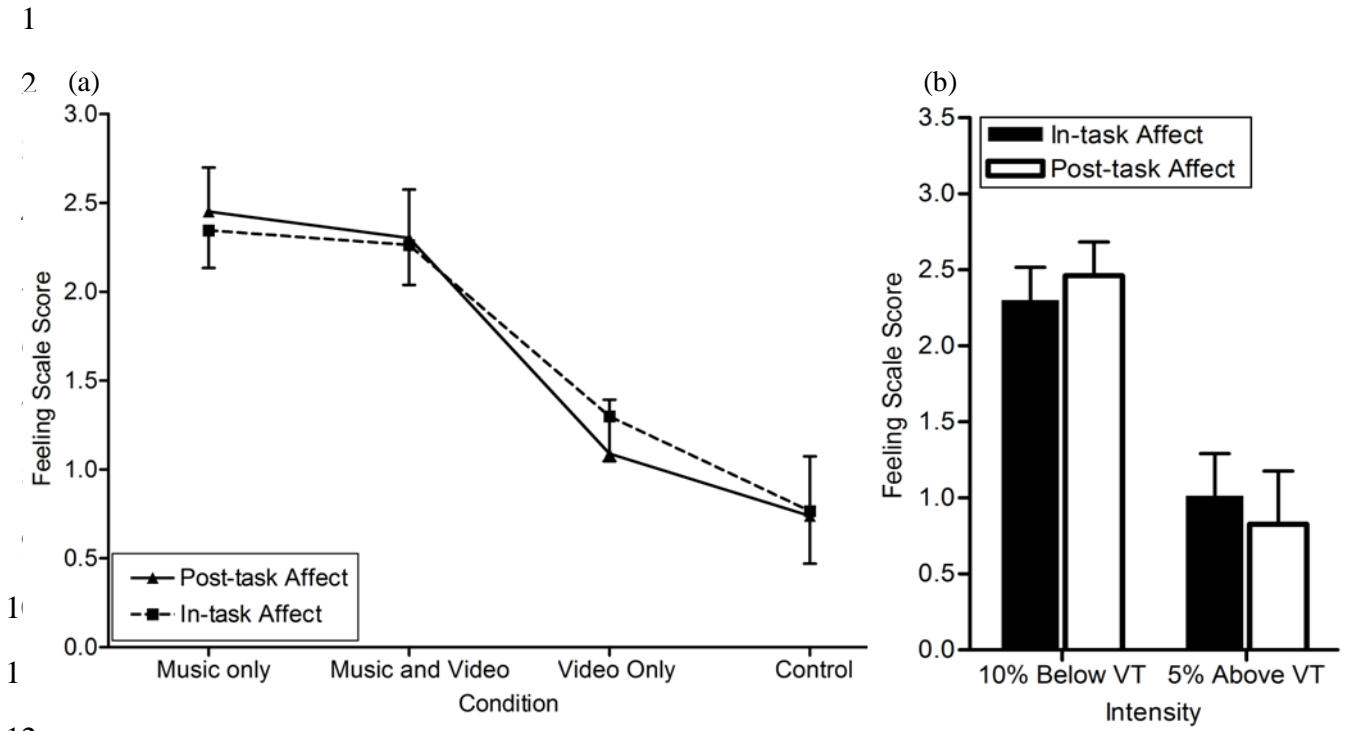


Figure 2. Feeling Scale means and standard errors across conditions (a) and intensities (b). The in-task measures recorded at minutes 4 and 8 have been averaged and are represented by the “in-task” data points.

15
16
17
18
19
20

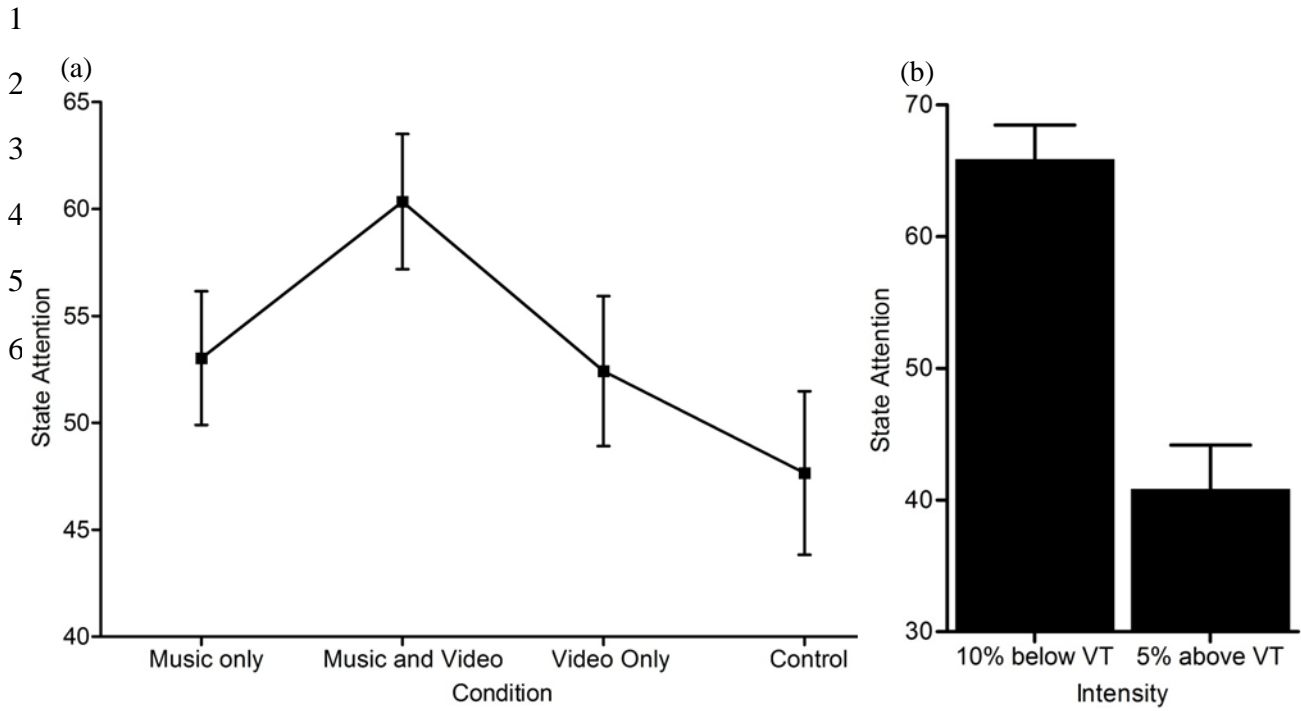


Figure 3. State attention means and standard errors across conditions (a) and intensities (b).