



HAL
open science

Behavioural plasticity in the early breeding season of pelagic seabirds - a case study of thin-billed prions from two oceans

Petra Quillfeldt, Henri Weimerskirch, Juan Masello, Karine Delord, Rona McGill, Robert Furness, Yves Cherel

► To cite this version:

Petra Quillfeldt, Henri Weimerskirch, Juan Masello, Karine Delord, Rona McGill, et al.. Behavioural plasticity in the early breeding season of pelagic seabirds - a case study of thin-billed prions from two oceans. *Movement Ecology*, 2019, 7 (7), pp.1. 10.1186/s40462-019-0147-7 . hal-02042580

HAL Id: hal-02042580

<https://hal.science/hal-02042580>

Submitted on 24 May 2024

HAL is a multi-disciplinary open access archive for the deposit and dissemination of scientific research documents, whether they are published or not. The documents may come from teaching and research institutions in France or abroad, or from public or private research centers.



L'archive ouverte pluridisciplinaire **HAL**, est destinée au dépôt et à la diffusion de documents scientifiques de niveau recherche, publiés ou non, émanant des établissements d'enseignement et de recherche français ou étrangers, des laboratoires publics ou privés.

RESEARCH

Open Access



Behavioural plasticity in the early breeding season of pelagic seabirds - a case study of thin-billed prions from two oceans

Petra Quillfeldt^{1*} , Henri Weimerskirch², Juan F. Masello¹, Karine Delord², Rona A. R. McGill³, Robert W. Furness⁴ and Yves Cherel² 

Abstract

Background: In long-lived seabirds that migrate large distances independently of each other, the early part of the breeding season is crucially important for a successful reproductive attempt. During this phase, pair bonds are re-established and partners coordinate their breeding duties. We studied the early breeding season in Thin-billed prions *Pachyptila belcheri* breeding in the Atlantic Ocean (Falkland/Malvinas Islands) and Indian Ocean (Kerguelen). Despite overlap in the wintering areas, these two populations exhibit differences in their timing and direction of migration. We hypothesised that these differences would influence behaviour during the early breeding season.

Results: In line with our hypothesis, we found very strong differences in colony attendance patterns. Thin-billed prions of the Falkland population spent the late winter period over shelf waters close to the colony, first arrived back at the colony in September, and attended the nests interruptedly for one month, before departing on a pre-laying exodus. In contrast, Kerguelen birds remained in the non-breeding areas until mid-October and spent much less time attending the burrow before their pre-laying exodus. Despite this asynchronous arrival to the two colonies, the subsequent patterns resulted in remarkably synchronous incubation in both populations, with males taking on the first long incubation shift in late November, whereas females returned to sea soon after egg laying. During the pre-laying exodus and incubation, Thin-billed prions from the Falklands spread north over the Patagonian Shelf, while prions from Kerguelen travelled much further, reaching southern oceanic waters and moved at faster speeds (> 400 km per day). Although prions from Kerguelen moved much further, their isotopic niches were considerably narrower, suggesting a stronger dependence on Antarctic waters.

Conclusions: The study thus suggests that Thin-billed prions show a high intraspecific plasticity in their use of either neritic or oceanic waters during the early breeding season. Breeding birds from the Falkland Islands can exploit an extensive shelf area, while Kerguelen birds have adapted to the need to forage in distant southern open waters. This difference in foraging ecology may thus have shaped the phenology of the early breeding phase.

Keywords: *Pachyptila belcheri*, Breeding schedule, Central-place forager, Foraging ecology, Geolocation, Stable isotopes, Tracking

* Correspondence: Petra.Quillfeldt@bio.uni-giessen.de

¹Department of Animal Ecology and Systematics, Justus Liebig University Giessen, Heinrich-Buff-Ring 26, 35392 Giessen, Germany

Full list of author information is available at the end of the article



Background

Migratory animals can benefit from productive feeding sites during the non-breeding season. However, they should also time their return to the breeding sites well, in order to maximize their fitness [1]. They should arrive at the breeding grounds in time to set up a territory or defend a breeding site, reunite with or attract a mate and to coincide with high food availability during the reproductive period [2].

Despite stable pair-bonds during the breeding season, many migratory birds spend the non-breeding season independently of their breeding partner (e.g. [1–4]). During the early part of the breeding season, pair bonds are re-established and partners coordinate their breeding duties. This stage is therefore crucially important for the maintenance of pair-bonds [1] and thus, a successful reproductive attempt. This is especially true in pelagic seabirds such as Procellariiformes, because despite their long stable pair-bonds and high reproductive investment into their single offspring per year, they migrate over thousands of kilometres independently of each other (e.g. [2]).

The transition from the non-breeding to the breeding season starts with the re-occupation of the nest site, pair-bond re-establishment and mating. During this phase, Procellariiformes typically spend a high proportion of their time ashore, where they fast and lose weight [5]. To recover body condition and in the case of the females, to feed up for egg production, both male and female petrels often fly long distances to areas of high resource abundance during an extended foraging trip before laying - the pre-laying exodus or 'honeymoon period' [6]. As soon as the female returns from the pre-laying exodus, she lays a single egg, and departs again, while the male usually takes the first long incubation shift [5].

A fine-tuned timing of arrival back to the colony, e.g. synchronous within colonies and co-ordinated with the breeding partner, will ensure that birds can successfully breed after re-occupation of their breeding nest or burrow and reunion with their long-term partner. The pre-breeding time spent with the breeding partner may be important for strengthening the re-established pair bonds and ensuring successful copulation [7]. For example, Balearic shearwaters *Puffinus mauretanicus* visited the colony on consecutive nights in the pre-breeding season, until they coincide with their partner and often spent the following day in the cave together [8]. Wandering Albatrosses *Diomedea exulans* with better body condition arrived earlier and spent more pre-breeding time at the colony and successful birds spent more time with their breeding partners [9].

The aim of the present study was to investigate plasticity in the behaviour during the early part of the breeding season in a Southern Ocean petrel, the Thin-billed

prion *Pachyptila belcheri*, from the arrival at the colony to the first incubation shift. Procellariiformes (petrels, shearwaters, albatrosses) are the most pelagic of the seabirds, and like most Procellariiform species (e.g. [10, 11]), Thin-billed prions migrate hundreds or thousands of kilometers away from the breeding colony for part of the year [12, 13]. Thin-billed prions have two main breeding sites more than 8000 km apart, on the Falkland/Malvinas Islands in the south-western Atlantic and in the Kerguelen Archipelago in the Indian Ocean. Using geolocation loggers, we found that these two populations exhibit differences in their timing and direction of migration [13]: Falkland birds migrated more than 3000 km eastwards, while Indian Ocean birds migrated westwards, resulting in an overlapping nonbreeding area for the two populations in the eastern Atlantic sector of the Southern Ocean. Falkland birds returned to the Patagonian Shelf after 2–3 months, while Kerguelen birds remained in the nonbreeding area for seven months, before returning to their nesting grounds highly synchronously and at high speed [13].

We hypothesised that these differences, and the different environmental conditions experienced, would influence their behaviour during the early breeding season. In the present study, we specifically aimed to: (i) compare colony attendance patterns and trip durations of birds breeding in the Falklands and Kerguelen, (ii) determine the foraging areas used by the two populations during the pre-laying exodus (i.e. the time spent away from the colony before egg-laying) and early incubation using bio-logging, and (iii) examine the trophic ecology during the early breeding season using stable isotope data from tracked birds.

Methods

Study species and sites

Thin-billed prions breed on islands off South America and in the Indian Ocean; there are several million birds in the Falkland and Kerguelen islands, a smaller population on Isla Noir (southern Chile) and a very small number (10–20 pairs) on the Crozet Islands [14]. They show the typical procellariiform pattern of a single-egg clutch and slow chick development. Thin-billed prions feed mainly on crustaceans during the breeding season and show some flexibility in diet within and between years [15–17].

To investigate spatial movements, we attached leg-mounted miniaturized saltwater immersion geolocators (MK10, developed by British Antarctic Survey, Cambridge, UK) to breeding adult Thin-billed prions over three years at New Island, Falkland/Malvinas Islands (51°43'S, 61°18'W) and during one year at Île Mayes, Kerguelen (49°28'S, 69°57'E, for sample sizes, see Table 1).

Table 1 Geolocator deployment and recovery times and sample sizes for Thin-billed prions *Pachyptila belcheri* from the Falkland Islands (FLK) in 3 years and Kerguelen (KER) in 2012

Year (Island)	Deployment (N, dates)		Recovery(N, dates)		Year-round tracks
2010 (FLK)	25	27/11/09–11/2/2010	20	17/12–29/12/2010	20
2011 (FLK)	20	25/12–31/12/2010	14	04/12–11/12/2011	9
2012 (KER)	29	13/01–18/01/2012	19	26/11–03/12/2012	15
2013 (FLK)	20	10/12–19/12/2012	11	29/11–14/12/2013	6

Nests were selected according to accessibility, and at New Island, the presence of individuals known from previous years, to maximize the chances of recapture. Newly marked nests were used at Île Mayes because the known nests are part of a standard monitoring programme. The birds were captured by hand at marked nests during incubation. The geolocators weighed 1 g and were fixed to plastic leg bands. The total weight including ring, self-amalgamating tape and a cable tie was 1.5 g (< 1.5% of the mean body mass - 130 g - of Thin-billed prions). A detailed study found no evidence for any substantial impact of the geolocators on Thin-billed prions: breeding performance was unaffected in the season of attachment or following recovery; eco-physiological measurements suggested that adults adapted to the higher load; and the similarity in stable isotope ratios in blood and feathers of instrumented adults and controls indicated that general diet and distribution was unaffected [18].

Tagged individuals were marked with numbered steel rings on the other leg. A blood sample for sex determination was taken from the wing vein and stored on FTA cards. Burrows were revisited and devices retrieved during incubation in the following season (Table 1).

Because several loggers stopped recording several months before device recovery, the final sample sizes for year-round tracks, which were used in this study, were smaller than for recovered data sets (Table 1). The GLS recorded data from a single pre-breeding period for each individual. Several pairs were included (Falklands 2010–11: 8 pairs, 2013: 1 pair, Kerguelen: 2 pairs), but as their movement patterns were independent (Additional file 1: Figure S1), they were included as independent data. The number of pairs with successful data retrieval was not great enough, especially for Kerguelen birds, to analyse data at the pair level.

Data processing

Geolocators provide two positions per day based on light levels, with an accuracy of approximately 186 ± 114 km [19]. Light data were analysed using the BAS-Trak software suite (British Antarctic Survey, Cambridge, UK). TransEdit was used to check for integrity of light curves and to determine dawn and dusk times, and Locator to estimate the latitude from

day length and longitude from the time of local mid-day relative to Greenwich Mean Time. We assumed a sun elevation angle of -3.5° , based on known positions obtained during pre- and post-deployment calibration of the loggers at the colony. All estimated locations were examined visually in a geographical information system (GIS) and any unrealistic positions in the year-round tracks – either associated with interference to light curves at dawn or dusk, or in proximity to equinoxes when latitudes are unreliable – were excluded from further analyses. However, this did not affect the honeymoon or incubation periods, when data were complete.

Trips to sea were distinguished from periods in the burrow by examining the light and immersion data. Following [8], the occurrence of complete daytime darkness in the logger trace allowed identification of days spent in the colony, whilst sustained periods of night-time dryness in the immersion data (> 2 h) allowed identification of visits to the burrows during the night. The pre-laying exodus was an obvious phase lasting 14–41 days when the bird was at sea, which preceded the first incubation shift. It was also possible to determine the day of first arrival in the colony, the period from first arrival to the start of the pre-laying exodus (hereafter, the “pre-exodus phase”), and the total number and proportion of days spent in the burrow during this phase. In addition to determining only days at the colony and days at sea (e.g. [13]), we distinguished another category, namely days at sea followed by nights in the burrow. Days away from the nest during the incubation shifts indicated egg neglect (also termed intermittent incubation), a common strategy in petrels and some other offshore feeders (e.g. [20]).

Changes in distribution between phases of the breeding season were examined using kernel analysis of filtered locations [19]. The non-parametric fixed kernel density estimator was used to determine density contours. Kernel densities do not require serial independence of observations when estimating foraging ranges [21]. Kernel analyses were performed in a Lambert equal-area azimuthal projection centred on the South Pole using ARCGIS 9.3 (ESRI, Redlands, CA, USA) and HAWTH'S ANALYSIS TOOLS [22]). As Thin-billed prions cover large distances compared to the error of the GLS

devices, the total distance travelled during foraging trips was calculated in the same projection.

Sex determination

The sex of each bird in this study was determined through PCR using primers 2550 and 2718 that amplify sections of the sex-linked chromo-helicase-DNA binding (CHD) gene [23]. DNA was extracted from 50 μ l blood using a Qiagen DNAeasy blood purification kit (Qiagen, Hilden, Germany). Each reaction was carried out in 25 μ l, containing 10 ng template DNA, 1 \times PCR buffer, 0.1 mM dNTPs, 2.5 mM MgCl₂, 0.2 μ M of each primer and 0.1 U Taq polymerase (Firepol, Soilis Biodyne, Tartu). Thermocycling consisted of an initial denaturation step of 2 min at 94 °C, followed by 35 cycles denaturation at 94 °C for 30 s, annealing at 54 °C for 30 s, extension at 72 °C for 1 min, and ended with two expansion steps of 42 °C for 1 min and 72 °C for 10 min. PCR products were visualised on a 2% agarose gel, with a single band at \sim 650 bp indicating a male, and two bands at \sim 450 and \sim 650 bp indicating a female.

Stable isotope analyses

Carbon and nitrogen isotopic studies from the Southern Ocean clearly show $\delta^{13}\text{C}$ values of seabirds correspond to the location of their foraging habitats [24–26] and their $\delta^{15}\text{N}$ values increase with trophic level [27]. Stable isotope values of blood (full blood in Kerguelen birds, red blood cells in Falkland birds) and feathers grown during the non-breeding period (lower back/rump feathers in Kerguelen birds, a small segment of the inner vane of the innermost primary in Falkland birds) were collected during the retrieval of the geolocators.

Whole blood $\delta^{13}\text{C}$ and $\delta^{15}\text{N}$ values are very close to those of blood cells because blood cells contain more organic matter than plasma [28]. Bird whole blood/blood cells have a turnover time of ca. 4 weeks [29]. Thus, samples taken after recapture of the birds carrying GLS were representative of the early breeding season, in particular the pre-laying exodus. Feathers represent the time of the moult, which occurs in the winter quarters in polar waters after the breeding season [30]. While primaries are replaced during the core moulting period as determined by decreased flight activity [30], body feathers of Procellariiformes are replaced gradually over several months of the non-breeding period. However, Thin-billed prions from Kerguelen remain in the same area throughout the non-breeding period, and thus, their body and primary feathers should be comparable. Blood and feathers have different isotopic discrimination factors that must be taken into account when comparing their $\delta^{13}\text{C}$ and $\delta^{15}\text{N}$ values [31]. Hence, Antarctic $\delta^{13}\text{C}$ values were those $< 22.5\text{‰}$ and $< 21.2\text{‰}$ for blood and feathers, respectively [25].

Tissue sub-samples were weighed (0.4–0.7 mg) with a microbalance, packed in tin capsules. Carbon and nitrogen isotope ratios were measured simultaneously by continuous-flow isotope ratio mass spectrometry, as described earlier [13] at the LIENs laboratory at the University of La Rochelle, France and the NERC Life Sciences Mass Spectrometry Facility, Glasgow. Replicate measurements of internal laboratory standards indicated measurement errors $< 0.20\text{‰}$ for $\delta^{13}\text{C}$ and $\delta^{15}\text{N}$. All stable isotope ratios are expressed in δ notation as parts per thousand (‰) deviation from the international standards Vienna-Pee Dee Belemnite (carbon) and AIR (nitrogen).

Statistical data analyses

Statistical analyses were conducted using SPSS 11.0. We tested for normality using Kolmogorov-Smirnov tests and by checking plots of the data. General linear models (GLMs) based on Type III sum of squares were used to test for differences in the timing and distribution of each parameter among years and sexes. We carried out a separate GLM for each timing and distribution parameter, with sex and year included as categorical independent variables (“factor”). Initially, we included the interaction between the two factors, but this was removed if non-significant (e.g. [32]). As a measure of effect sizes we used partial Eta-Square values (η^2 ; i.e. the proportion of the effect + error variance that is attributable to the effect) in case of variables and covariates tested with a GLM. The sums of the partial Eta-Square values are non-additive (e.g. https://www.uccs.edu/lbecker/glm_effectsize). Throughout this study all means are given \pm S.D.

Isotopic niches were compared using the SIAR package in R and the metrics suggested by [33] and the Bayesian approach based on (small sample size corrected) standard ellipse metrics [34].

Three different years were included for the Falkland Islands, but as both a previous study [35] and the present data indicate a consistent behaviour across years, the data were pooled for comparisons between the populations.

Results

Return to breeding colony

Thin-billed prions arrived back to the Falklands from 16 September to 16 October (mean: 28 September \pm 7 days) and to Kerguelen 2 weeks later (Fig. 1, Table 2), from 5 to 14 October (mean: 11 October \pm 3 days). The arrival date did not differ between sexes (Fig. 2, Table 2).

The pre-exodus phase (i.e. from first arrival at the colony to departure for the pre-laying exodus) lasted 3–45 days, with significant differences between the colonies and sexes (Table 2, Fig. 3). The pre-exodus phase

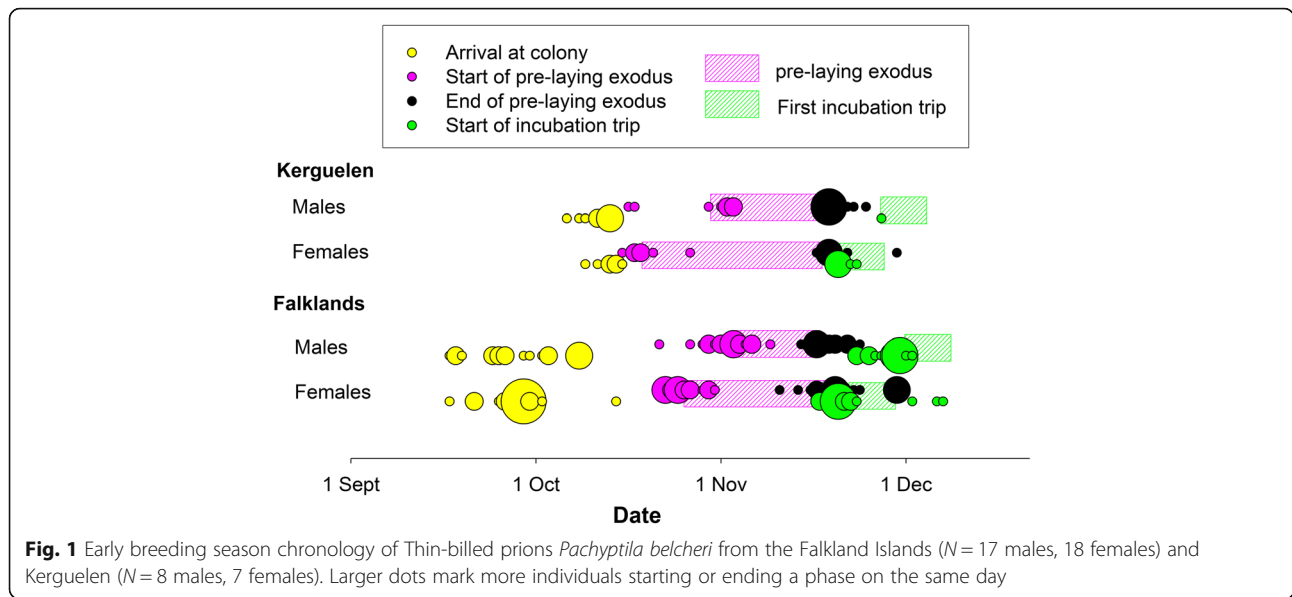


Fig. 1 Early breeding season chronology of Thin-billed prions *Pachyptila belcheri* from the Falkland Islands ($N = 17$ males, 18 females) and Kerguelen ($N = 8$ males, 7 females). Larger dots mark more individuals starting or ending a phase on the same day

consisted of shifts of 1–9 days in the burrow (Fig. 2, in yellow), alternating with foraging trips lasting 1–13 days (Fig. 2, in turquoise). Especially in the Falklands, Thin-billed prions also interspersed a considerable number of days at sea with nights in the burrow.

The colony attendance between the first arrival to the colony and the pre-laying exodus was longer in males compared to females, and in birds from the Falklands compared with Kerguelen (Table 2, Fig. 3). The pre-exodus phase lasted 34.3 ± 6.7 days and 13.0 ± 6.9 days in males from the Falklands and Kerguelen, respectively, and 27.1 ± 6.2 days and 5.3 ± 3.2 days in females from the Falklands and Kerguelen, respectively.

During this time, males spent a cumulative period of 15.5 ± 4.3 days and 6.5 ± 3.2 days on land in the Falklands and Kerguelen, respectively, equivalent to 48 and 61% of the total pre-exodus phase, whereas females spent a cumulative time of 12.0 ± 3.2 days and 4.1 ± 1.4 days on land in the Falklands and Kerguelen, respectively,

Table 2 Effect of colony and sex on timing of arrival and pre-laying attendance patterns during the pre-exodus phase of Thin-billed prions *Pachyptila belcheri* from the Falkland Islands and Kerguelen

Dependent	Independents	F	P	Effect size
Arrival date	Colony	47.93	< 0.001	0.505
	Sex	0.03	0.856	0.001
Total duration of pre-exodus phase (days)	Colony	40.12	< 0.001	0.461
	Sex	11.03	0.002	0.190
Cumulative period spent in the burrow (days)	Colony	13.23	< 0.001	0.220
	Sex	7.83	0.007	0.143

Significant p -values ($P > 0.05$) are marked bold. As a measure of effect sizes, we report partial Eta-Square values (η^2). None of the interactions were significant ($N = 50$ birds)

equivalent to 45 and 87% of the total pre-exodus phase. Six of seven females from Kerguelen spent all of their pre-exodus phase on land, without a foraging trip (Fig. 2), and left directly for their exodus. Overall, Kerguelen birds spent less time on land in absolute terms, but more time in relative terms.

Pre-laying exodus

Thin-billed prions had a synchronous timing of departure for their pre-laying exodus at both sites within and among colonies (Fig. 1, Table 3). Females departed first, on 20 October (± 5 days) while males departed on average on 28 October (± 5 days) in both colonies. The departure date differed between sexes, but not between colonies (Table 3).

Females engaged in pre-laying exoduses of 27.7 ± 6.1 days in the Falklands and longer trips of 31.6 ± 2.8 days in Kerguelen. Males carried out significantly shorter trips, of 19.2 ± 3.3 days in the Falklands and 22.4 ± 8.4 days in Kerguelen (Fig. 1, Table 3). The longer trip duration in females compensated for the earlier departure, such that females and males returned to the colonies on similar dates, on 18 November (± 4 days) on average, in both colonies (Table 3, Fig. 1).

During the pre-laying exodus, males travelled 5552 ± 1981 km from the Falklands and much further, summing 9379 ± 4293 km from Kerguelen. Females of both colonies travelled even longer distances, 7792 ± 2056 km from the Falklands and $12,257 \pm 1422$ km from Kerguelen (Table 3) and the exoduses of females were also longer in duration. Likewise, Thin-billed prions from Kerguelen reached longer maximum distances from the colony (males: 2449 ± 668 km, females: 2660 ± 752 km) than Thin-billed prions from the Falklands (males: 1403 ± 763

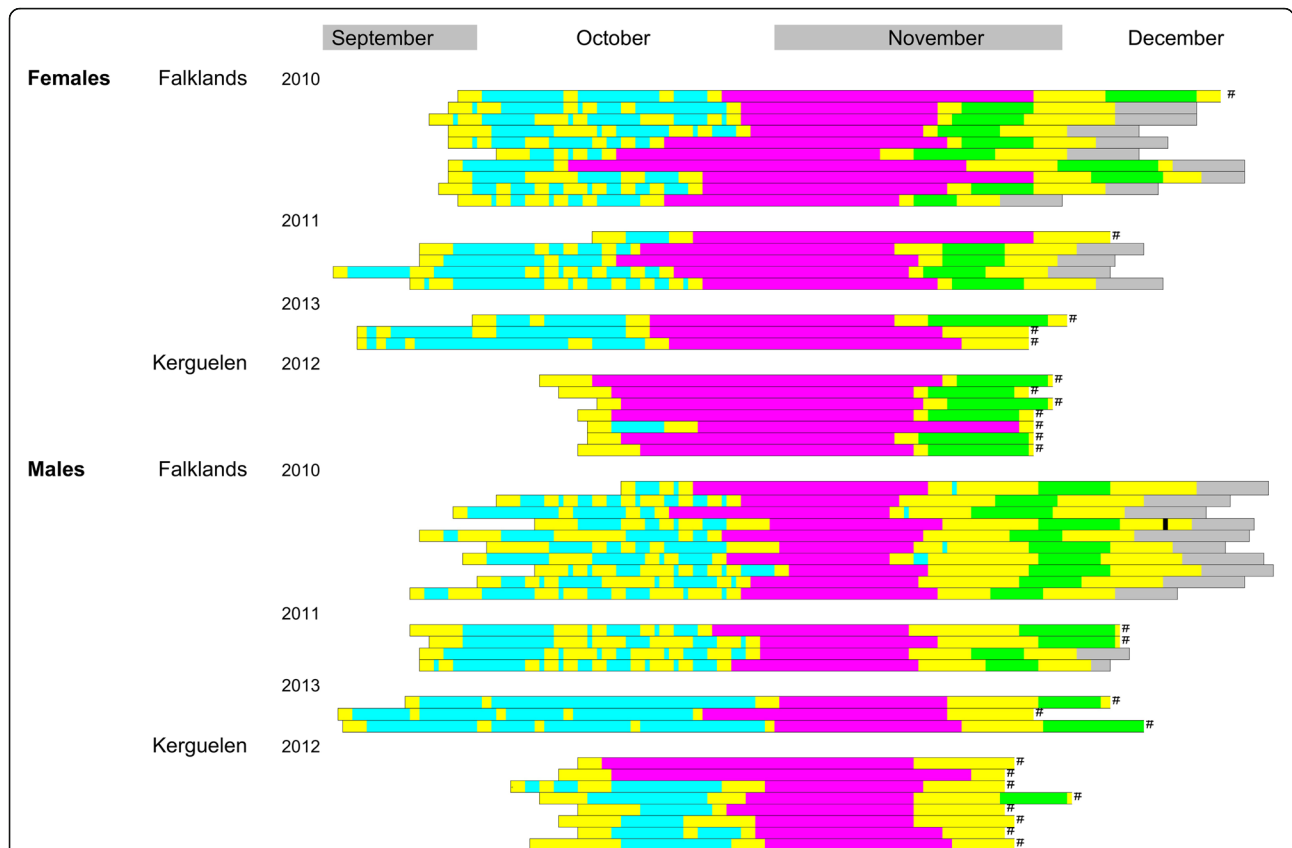


Fig. 2 Individual early breeding season chronologies of Thin-billed prions from the Falkland Islands ($N = 35$) and Kerguelen ($N = 15$). Color bars show the timing and duration of the subsequent phases from arrival to the colony (first yellow block) until the end of the second foraging trip in incubation (marked in grey) or earlier recapture (marked with #). Colony attendance before the pre-laying exodus consisted of shifts of 1–9 days in the burrow (in yellow) alternating with foraging trips of 1–13 days (in turquoise), followed by the pre-laying exodus (in pink). After return from the pre-laying exodus, the birds spent 1–16 days in the burrow (in yellow), followed by a first foraging trips (marked in green). In 2010, 1 of 10 of the males at New Island showed some egg neglect (marked black), lasting for a single day (the birds left one night and returned the subsequent night)

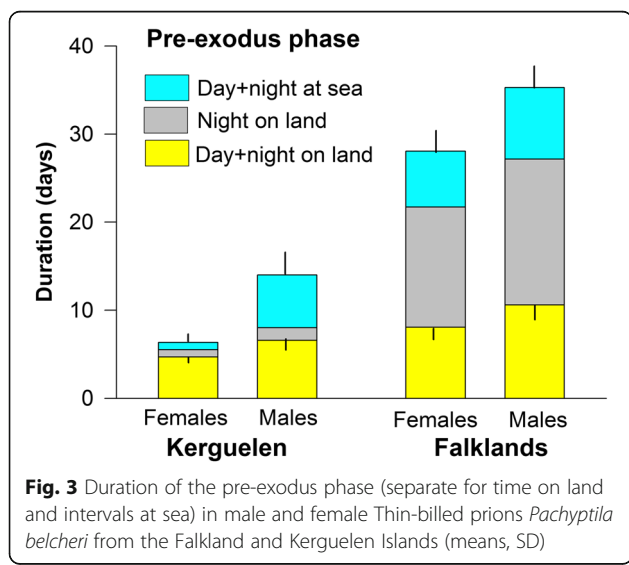


Fig. 3 Duration of the pre-exodus phase (separate for time on land and intervals at sea) in male and female Thin-billed prions *Pachyptila belcheri* from the Falkland and Kerguelen Islands (means, SD)

km, females: 1460 ± 835 km). The mean daily travel speeds were very similar between sexes, but Kerguelen birds travelled faster (Falklands: 285 ± 61 km/day vs. Kerguelen: 405 ± 117 km/day, Table 3).

The distribution during the pre-laying exodus did not differ between the sexes (Fig. 4). Thin-billed prions from the Falklands foraged in temperate waters over the Patagonian Shelf, while Kerguelen birds mainly used open-ocean waters south of the Polar Front (Fig. 4).

Incubation

The behaviour after return from the pre-laying exodus was consistent between the colonies (Table 4). Females departed earlier on the first incubation trip, after spending 3.2 ± 2.3 days on average in the burrow. Incubation trips by females started on 20 November (± 2 days) on average. Males covered the first incubation shift, thus spending longer than females in the burrow (9.8 ± 2.4 days; Table 4). Males then departed

Table 3 Effects of colony and sex on timing and duration of the pre-laying exodus in Thin-billed prions *Pachyptila belcheri* from the Falkland/Malvinas Islands and Kerguelen

Dependent	Independents	F	P	Effect size
Departure date	Colony	2.69	0.107	0.054
	Sex	28.72	< 0.001	0.379
Trip duration (days)	Colony	4.7	0.035	0.091
	Sex	34.4	< 0.001	0.422
Return date	Colony	0.78	0.381	0.016
	Sex	1.53	0.223	0.031
Cumulative travel distance (km)	Colony	30.40	< 0.001	0.393
	Sex	12.51	< 0.001	0.210
Maximum distance from colony (km)	Colony	19.30	< 0.001	0.271
	Sex	0.18	0.671	0.003
Travel speed (km/day)	Colony	21.95	< 0.001	0.318
	Sex	0.17	0.682	0.004

Significant p -values ($P > 0.05$) are marked bold. As a measure of effect sizes we report partial Eta-Square values (η^2). None of the interactions were significant ($N = 50$ birds)

on average on 26 November (± 3 days) for their first incubation trip to sea.

The first foraging trips during incubation of males and females were similar in duration, total distance covered and travel speed, but differed between the colonies (Table 4). Incubation trips of Thin-billed prions from Kerguelen were longer in both duration (Table 4, Falklands: 7.3 ± 1.7 days, Kerguelen: 10.3 ± 1.3 days), and total distance covered (Table 4, Falklands: 2737 ± 833 km, Kerguelen: 4850 ± 946 km). Likewise, Thin-billed prions from Kerguelen reached longer maximum distances from the colony during incubation trips (1462 ± 347 km) than Thin-billed prions from the Falklands (883 ± 399 km). Daily travel speeds of males and females were also faster in prions from Kerguelen (Table 4, Falklands: 375 ± 82 km/day, Kerguelen: 495 ± 120 km/day).

Thin-billed prions from the Falklands mostly foraged over the Patagonian Shelf during incubation (Fig. 5). Very few individuals crossed the Drake Passage to forage in Antarctic waters south of the Polar Front (three males and one female, Fig. 5). In contrast, all Thin-billed prions from Kerguelen foraged in Antarctic waters south of the Polar Front for most or all of the time (Fig. 5).

Stable isotope analyses

Tissue $\delta^{13}\text{C}$ values reflected a distribution in Antarctic waters for three of four groups: birds from Kerguelen during moult (feathers) and early breeding (blood), and birds from the Falklands during moult (Fig. 6). The only exception were birds from the Falklands, which had blood (i.e. early breeding) $\delta^{13}\text{C}$ values > -21 ‰. All four

groups contained some $\delta^{13}\text{C}$ outliers (Fig. 6, marked with arrows), indicating that these individuals differed in their distribution. The blood values indicated that two birds from Kerguelen spent the early breeding season in subantarctic waters (north of the Polar Front), while one bird from the Falklands went to oceanic waters (Fig. 6). This was also apparent when plotting $\delta^{13}\text{C}$ values in relation to the latitudinal distribution during the pre-laying exodus (Fig. 7). There were no statistical difference in blood $\delta^{13}\text{C}$ or $\delta^{15}\text{N}$ values between the sexes, either for Kerguelen or the Falklands (all $P > 0.05$).

Feather $\delta^{13}\text{C}$ values indicated that one bird from each colony moulted north of the Polar Front (Figs. 6, 7).

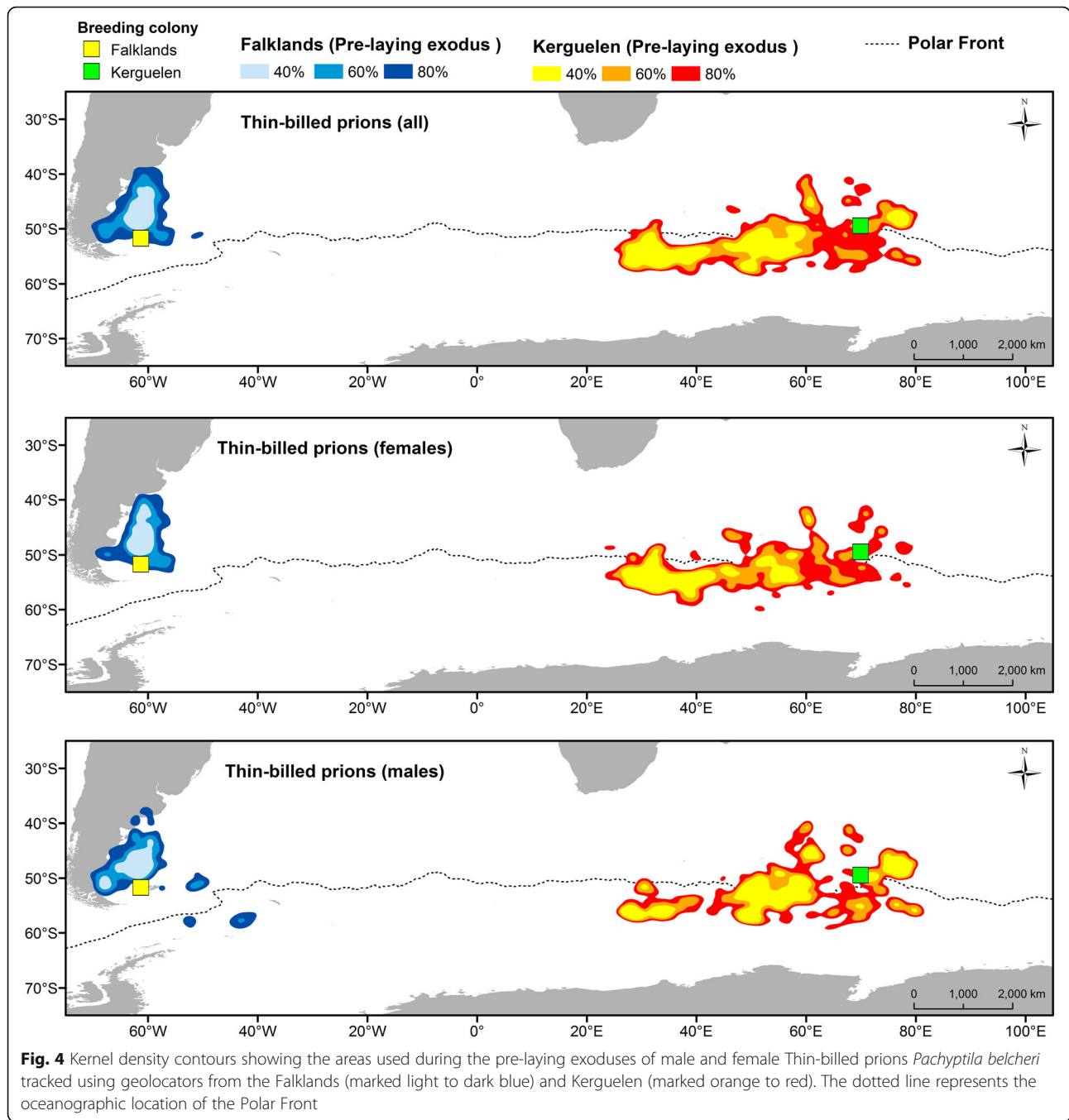
The size of the isotopic niche differed between the two colonies (Fig. 6, Table 5). Kerguelen birds had considerably narrower niches than those from the Falklands, both during moult and the pre-breeding period (Fig. 6). Blood isotopic values from Falkland prions showed a continuous set of values up to remarkably high $\delta^{13}\text{C}$ (> -18 ‰) and $\delta^{15}\text{N}$ (> 14 ‰) values (Fig. 6).

Discussion

Phenological dynamics such as the timing of migration and breeding determine if there is a match in the resource supply and demand in seasonally breeding birds (e.g [36]). Intraspecific comparisons may be particularly powerful in demonstrating phenotypic plasticity in the timing of migration and breeding. We here found clear differences in the colony attendance patterns and pre-laying movements of Thin-billed prions of the Falklands and Kerguelen, which exhibit differences in their timing and direction of migration. Kerguelen birds spent much less time attending the burrow before their pre-laying exodus, but the onset of incubation was synchronous in both populations. During the pre-laying exodus and incubation, Thin-billed prions from the Falklands spread over the Patagonian Shelf, while prions from Kerguelen aimed for oceanic waters. Although prions from Kerguelen moved much further, their isotopic niches were considerably narrower, suggesting a stronger reliance on polar waters.

Timing

An appropriate timing of the breeding season within annual cycles is critical to both reproductive success and survival of animals [37]. We used geolocators to compare pre-laying attendance patterns and distributions of male and female Thin-billed prions from the two largest colonies of this species, situated in two oceans. We found clear differences between the Falklands and Kerguelen in the timing of the return to the colony, and the behaviour in the pre-laying phase. This was in strong contrast to the consistent behaviour of Thin-billed



prions from the Falklands among years (Fig. 2, [13]). However, the different duration of activities in the sequence of events prior to egg-laying in both colonies finally resulted in a similar onset of incubation in both colonies. Birds from Kerguelen returned later, but then spent little time attending the colony. This suggests a strong selection on arrival date in the Kerguelen population, as birds have only a narrow time window to reunite with their partner and mate, before departing on the long pre-laying exodus.

Distribution

The foraging distributions and ecological niches during the pre-laying exodus and first incubation trips of tracked birds from the Falkland Islands and Kerguelen differed substantially. Thin-billed prions from the Falklands foraged primarily over neritic waters of the Patagonian shelf, while Kerguelen birds favored oceanic waters of the Antarctic Zone, south of the Polar Front (Figs. 4 and 5). In accordance with the GLS distribution data, blood $\delta^{13}\text{C}$ values indicated that most Kerguelen

Table 4 Effects of colony and sex on timing and duration of the first incubation trip of Thin-billed prions *Pachyptila belcheri* from the Falkland/Malvinas Islands and Kerguelen

Dependent	Independents	F	P	Effect size
Period in the burrow after pre-laying exodus	Colony	3.28	0.079	0.086
	Sex	60.79	< 0.001	0.635
Departure date	Colony	1.16	0.288	0.032
	Sex	10.54	0.003	0.231
Trip duration (days)	Colony	14.7	< 0.001	0.296
	Sex	0.58	0.452	0.016
Cumulative travel distance (km)	Colony	32.12	< 0.001	0.479
	Sex	0.07	0.794	0.002
Maximum distance from colony (km)	Colony	9.35	0.005	0.238
	Sex	0.03	0.869	0.001
Travel speed (km/day)	Colony	12.23	0.001	0.259
	Sex	1.9	0.178	0.051

Significant *p*-values are marked bold. As a measure of effect sizes we report partial Eta-Square values (η^2). None of the interactions were significant (*N* = 50 birds)

birds used Antarctic waters to forage during the beginning of the breeding cycle ($\delta^{13}\text{C} < -23\text{‰}$, Fig. 5; [25]). There they fed primarily on low trophic level prey, most likely crustaceans, as indicated by their relatively low blood $\delta^{15}\text{N}$ values ($< 9\text{‰}$; [16]). When compared to Falkland birds, Kerguelen prions had very narrow isotopic niches (Fig. 7, Table 5), indicating much stronger specialization with respect to the water mass used for foraging and the prey type consumed. The inter-breeding (feather) and early breeding (blood) isotopic niches of thin-billed prions from Kerguelen overlapped widely, indicating consistency across time. In contrast, Falkland birds showed wider isotopic niches in both dimensions ($\delta^{13}\text{C}$ and $\delta^{15}\text{N}$), which did not overlap between feathers and blood, being thus in agreement with birds molting in Antarctic waters [30] and moving afterwards to the Patagonian shelf ([13], this study).

Interestingly, the large range and continuum of blood $\delta^{13}\text{C}$ and $\delta^{15}\text{N}$ values showed that, in early breeding, thin-billed prions from the Falklands foraged in different temperate marine ecosystems marked with different baseline values reflecting the well-known inshore/offshore isotopic gradient from oceanic to truly neritic waters [38]. In some species, such population-related habitat specialization is associated with breeding (or mating) asynchrony, and

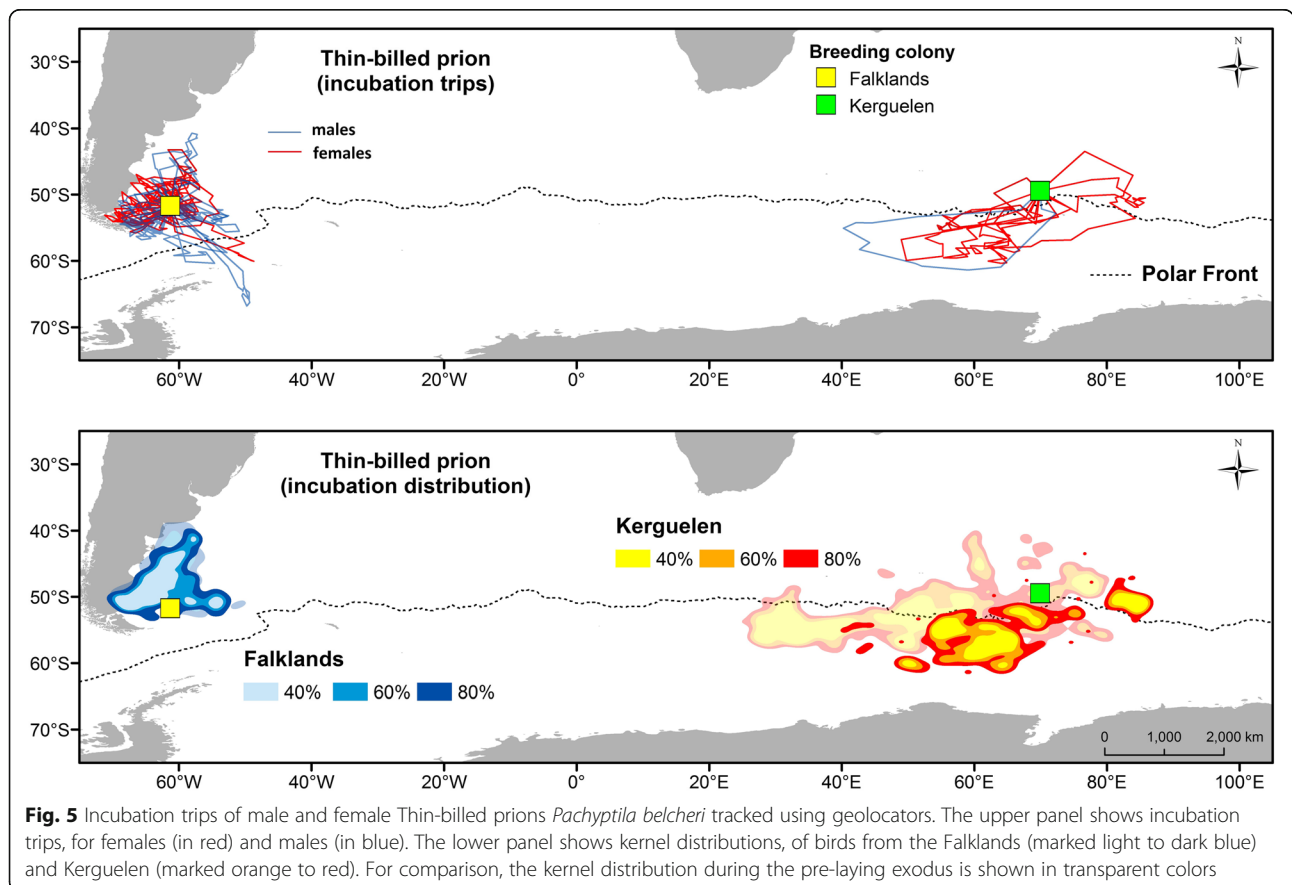


Fig. 5 Incubation trips of male and female Thin-billed prions *Pachyptila belcheri* tracked using geolocators. The upper panel shows incubation trips, for females (in red) and males (in blue). The lower panel shows kernel distributions, of birds from the Falklands (marked light to dark blue) and Kerguelen (marked orange to red). For comparison, the kernel distribution during the pre-laying exodus is shown in transparent colors

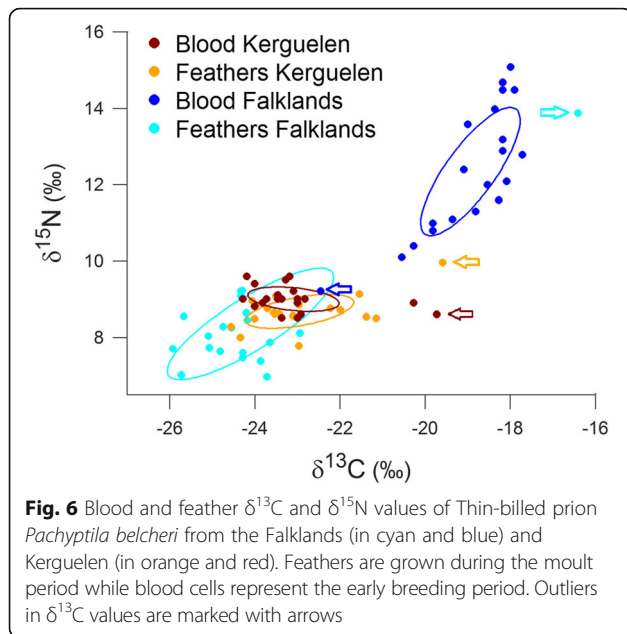


Fig. 6 Blood and feather $\delta^{13}\text{C}$ and $\delta^{15}\text{N}$ values of Thin-billed prion *Pachyptila belcheri* from the Falklands (in cyan and blue) and Kerguelen (in orange and red). Feathers are grown during the moult period while blood cells represent the early breeding period. Outliers in $\delta^{13}\text{C}$ values are marked with arrows

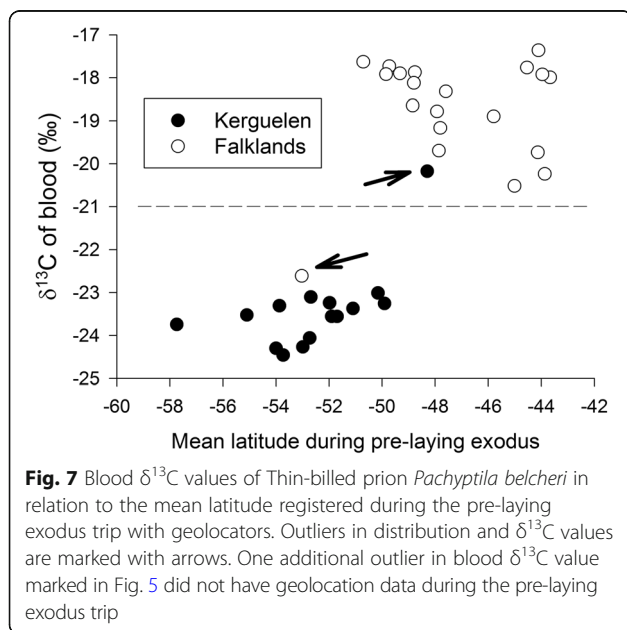


Fig. 7 Blood $\delta^{13}\text{C}$ values of Thin-billed prion *Pachyptila belcheri* in relation to the mean latitude registered during the pre-laying exodus trip with geolocators. Outliers in distribution and $\delta^{13}\text{C}$ values are marked with arrows. One additional outlier in blood $\delta^{13}\text{C}$ value marked in Fig. 5 did not have geolocation data during the pre-laying exodus trip

Table 5 Isotopic niche metrics of Thin-billed prions *Pachyptila belcheri* from the Falkland Islands and Kerguelen, calculated with the SIAR package in R (R Development Core Team 2014)

Symbol	Explanation	Falklands (blood)	Kerguelen (blood)	Falklands (feathers)	Kerguelen (feathers)
LOC	Location of centroid				
	$\delta^{13}\text{C}$	-18.74	-23.30	-24.41	-23.14
	$\delta^{15}\text{N}$	12.26	8.90	8.25	8.58
SEA	Area of the standard ellipse (isotope niche width)	4.06	1.11	5.36	1.64
SEAc	as above, corrected for sample size	4.28	1.17	5.66	1.73
NR	trophic length (range in $\delta^{15}\text{N}$)	5.90	1.10	6.95	2.19
CR ^a	diversity of basal resources (range in $\delta^{13}\text{C}$)	5.20	5.00	10.45	5.46
CD	niche width 2 (Mean distance to centroid)	1.79	0.81	1.50	1.17
MNND	mean Nearest Neighbour Distance	0.53	0.18	0.80	0.38

^aincluding the exceptions (birds with a temperate distribution) marked in Fig. 5
 Feathers are grown during the moult period while blood cells represent the early breeding period. The location of the centroid (LOC) indicates where the niche is centered in isotope space. A Bayesian approach based on multivariate ellipse metrics was used to calculate the standard ellipse area SEA, which represents the core isotope niche width [35]. To describe the spread of the data points, parameters proposed by [34] were calculated. As proxies of intrapopulation trophic diversity, the mean distance to centroid (CD) and the mean nearest-neighbour distance (NND) are given. Information on the trophic length of the community is given as the $\delta^{15}\text{N}$ range (NR), and an estimate of the diversity of basal resources is provided by the $\delta^{13}\text{C}$ range (CR)

A few individuals (< 10%) of both populations also showed some contrasting distribution (marked with arrows in Fig. 5) to the remaining population. Previous analyses have also found that small number (7–14%) of Thin-billed prions from the Falkland Islands differed from the remaining population in the habitat used during moult [27, 41], and analyses of individuals over several years have shown that this was caused by phenotypic plasticity [26]. As Falkland Islands birds have wide isotopic niches and change between habitats during the breeding season, such plasticity is not too surprising. In particular, it is caused by birds that do not migrate (i.e. stay the whole inter-breeding period over the Patagonian shelf). Analyses of museum feathers further showed that this strategy was more common in the past, when Patagonian shelf waters were possibly more favourable foraging grounds in winter [41]. In the same way, feathers from museum specimens showed that historically Thin-billed prions from Kerguelen moulted in subantarctic waters and recently

shifted their moulting grounds further south [16]. Furthermore, inter-annual variability in the timing of breeding according to the environmental conditions has been observed in Thin-billed prions [42]. Overall, time- and spatial-related comparisons of Falkland and Kerguelen birds highlight the foraging plasticity of the Thin-billed prion in relation to the local breeding environment and environmental changes that affect it.

Conclusions

The different phenology and distribution patterns in the two populations suggest local adaptation to different environmental conditions. The differences found in the present study suggest that seabirds using different environments (e.g. shelf vs. open ocean) may offer a good study system to understand mechanisms of the timing of reproduction under variable conditions.

Additional file

Additional file 1: Figure S1. Independent pre-laying exodus trips of male and female Thin-billed prions *Pachyptila belcheri* tracked using geolocators. The upper panel shows paired pre-laying exodus trips of three Thin-billed prion pairs, from New Island (Falkland Islands) for females (in red) and males (in blue). The lower panel shows two Kerguelen pairs. (PDF 184 kb)

Acknowledgements

Fieldwork at New Island was supported by the New Island Conservation Trust with assistance from Ian, Maria and Georgina Strange. We are grateful to Alexandre Corbeau, Joan Ferrer-Obiol, Maxime Passerault and Thibaut Lacombe for assistance in the field at Kerguelen, and G. Guillou for stable isotope analysis.

Funding

This work was funded by grants provided by the German Science Foundation DFG (Qu 148/1ff). Fieldwork at Kerguelen was supported by the Institut Polaire Français Paul Emile Victor (Programme N°109, HW).

Availability of data and materials

The datasets supporting the conclusions of this article are available in the MOVEBANK repository.

Authors' contributions

PQ analyzed the data and wrote the paper. PQ, HW, JFM, KL and YC were involved in data collection and maintenance of the database. RARM, RWF and YC carried out stable isotope analyses. All authors provided substantial edits on the paper and read and approved the final manuscript.

Ethics approval and consent to participate

All animal work was conducted according to relevant national and international guidelines. Access to private land, field procedures and animal manipulations were approved by the New Island Conservation Trust, the Falkland Islands Government (Environmental Planning Office: R21.2012), the Animal Ethic Committee of the Institut Polaire Français Paul Emile Victor (Programme N°109, HW), and by the Préfet des Terres Australes et Antarctiques Françaises.

Consent for publication

Not applicable.

Competing interests

The authors declare that they have no competing interests

Publisher's Note

Springer Nature remains neutral with regard to jurisdictional claims in published maps and institutional affiliations.

Author details

¹Department of Animal Ecology and Systematics, Justus Liebig University Giessen, Heinrich-Buff-Ring 26, 35392 Giessen, Germany. ²UMR 7372 du CNRS et de l'Université de La Rochelle, Centre d'Etudes Biologiques de Chizé, 79360 Villiers-en-Bois, France. ³NERC Life Sciences Mass Spectrometry Facility, Scottish Universities Environmental Research Centre, East Kilbride, Glasgow G75 0QF, UK. ⁴College of Medical, Veterinary and Life Sciences, University of Glasgow, Glasgow G12 8QQ, UK.

Received: 10 October 2018 Accepted: 10 January 2019

Published online: 22 January 2019

References

1. Gunnarsson TG, Gill JA, Sigurbjörnsson T, Sutherland WJ. Pair bonds: arrival synchrony in migratory birds. *Nature Comm.* 2004;431:646.
2. Müller MS, Massa B, Phillips RA, Dell'Omo G. Seabirds mated for life migrate separately to the same places: behavioural coordination or shared proximate causes? *Anim Behav.* 2015;102:267–76.
3. Thiébot JB, Bost CA, Dehnhard N, Demongin L, Eens M, Lepoint G, et al. Mates but not sexes differ in migratory niche in a monogamous penguin species. *Biol Lett.* 2015;11:20150429.
4. Stutchbury BJ, Fraser KC, Silverio C, Kramer P, Aeppli B, Mickle N, et al. Tracking mated pairs in a long-distance migratory songbird: migration schedules are not synchronized within pairs. *Anim Behav.* 2016;114:63–8.
5. Brooke M de L. Albatrosses and petrels across the world. New York: Oxford University Press; 2004.
6. Warham J. The petrels: their ecology and breeding systems. Academic press 1990. London.
7. Kubo A, Takahashi A, Thiébot J-B, Watanuki Y. Rhinoceros auklet pair-mates migrate independently but synchronize their foraging activity during the pre-laying period. *Ibis.* 2018;160:832–45.
8. Guilford T, Wynn R, McMinn M, Rodríguez A, Fayet A, Maurice L, et al. Geolocators reveal migration and pre-breeding behaviour of the critically endangered Balearic shearwater *Puffinus mauretanicus*. *PLoS One.* 2012;7:e33753.
9. Jones MGW, Ryan PG. Effects of pre-laying attendance and body condition on long-term reproductive success in wandering albatrosses. *Emu.* 2014;114:137–45.
10. Rayner MJ, Taylor GA, Gummer HD, Phillips RA, Sagar PM, Shaffer SA, Thompson DR. The breeding cycle, year-round distribution and activity patterns of the endangered Chatham petrel (*Pterodroma axillaris*). *Emu.* 2012;112:107–16.
11. Navarro J, Cardador L, Brown R, Phillips RA. Spatial distribution and ecological niches of non-breeding planktivorous petrels. *Sci Rep.* 2015;5.
12. Quillfeldt P, Masello JF, Navarro J, Phillips RA. Year-round spatial segregation of two small petrel species in the South Atlantic. *J Biogeogr.* 2013;40:430–41.
13. Quillfeldt P, Chérel Y, Masello JF, Delord K, McGill RA, Furness RW, et al. Half a world apart? Overlap in nonbreeding distributions of Atlantic and Indian Ocean thin-billed prions. *PLoS One.* 2015;10(5).
14. Marchant S, Higgins PJ. Handbook of Australian, New Zealand and Antarctic birds. Vol. 1: ratites to ducks. Melbourne: Oxford University Press; 1990.
15. Chérel Y, Bocher P, de Broyer C, Hobson KA. Food and feeding ecology of the sympatric thin-billed *Pachyptila belcheri* and Antarctic *P. desolata* prions at Iles Kerguelen, southern Indian Ocean. *Mar.Ecol.Prog. Ser.* 2002;228:263–81.
16. Chérel Y, Connan M, Jaeger A, Richard P. Seabird year-round and historical feeding ecology: blood and feather $\delta^{13}\text{C}$ and $\delta^{15}\text{N}$ values document foraging plasticity of small sympatric petrels. *Mar Ecol Prog Ser.* 2014;505:267–80.
17. Quillfeldt P, Michalik A, Veit-Köhler G, Strange IJ, Masello JF. Inter-annual changes in diet and foraging trip lengths in a small pelagic seabird, the thin-billed prion *Pachyptila belcheri*. *Mar Biol.* 2010;157:2043–50.
18. Quillfeldt P, McGill RAR, Furness RW, Möstl E, Ludynia K, Masello JF. Impact of miniature geolocation loggers on a small petrel, the thin-billed prion *Pachyptila belcheri*. *Mar Biol.* 2012;159:1809–16.
19. Phillips RA, Silk JRD, Croxall JP, Afanasyev V, Briggs DR. Accuracy of geolocation estimates for flying seabirds. *Mar Ecol Prog Ser.* 2004;266:265–72.

20. Schreiber EA, Burger J. *Biology of marine birds*. Boca Raton: CRC Press; 2001.
21. De Solla SR, Bonduriansky R, Brooks RJ. Eliminating autocorrelation reduces biological relevance of home range estimates. *J Animal Ecol*. 1999;68:221–34.
22. Beyer HL. Hawth's analysis tools for ArcGIS. 2004. Available at: <http://www.spatial-ecology.com/htools>. Accessed 16 Jan 2019.
23. Fridolfsson AK, Ellegren H. A simple and universal method for molecular sexing of non-ratite birds. *J Avian Biol*. 1999;30:116–21.
24. Phillips RA, Bearhop S, McGill RA, Dawson DA. Stable isotopes reveal individual variation in migration strategies and habitat preferences in a suite of seabirds during the nonbreeding period. *Oecologia*. 2009;160:795–806.
25. Jaeger A, Lecomte VJ, Weimerskirch H, Richard P, Chérel Y. Seabird satellite tracking validates the use of latitudinal isoscapes to depict predators' foraging areas in the Southern Ocean. *Rapid Commun Mass Spectrom*. 2010;24:3456–60.
26. Quillfeldt P, Voigt CC, Masello JF. Plasticity versus repeatability in seabird migratory behaviour. *Behav Ecol Sociobiol*. 2010;64:1157–64.
27. Chérel Y, Fontaine C, Richard P, Labat JP. Isotopic niches and trophic levels of myctophid fishes and their predators in the Southern Ocean. *Limnol Oceanogr*. 2010;55:324–32.
28. Chérel Y, Hobson KA, Bailleul F, Groscolas R. Nutrition, physiology, and stable isotopes: new information from fasting and molting penguins. *Ecology*. 2005;86:2881–8.
29. Hobson KA, Clark RG. Assessing avian diets using stable isotopes I: turnover of ^{13}C in tissues. *Condor*. 1992;94:181–8.
30. Chérel Y, Quillfeldt P, Delord K, Weimerskirch H. Combination of at-sea activity, geolocation and feather stable isotopes documents where and when seabirds moult. *Frontiers Ecol Evol*. 2016;4:3.
31. Chérel Y, Jaquemet S, Maglio A, Jaeger A. Differences in $\delta^{13}\text{C}$ and $\delta^{15}\text{N}$ values between feathers and blood of seabird chicks: implications for non-invasive isotopic investigations. *Mar Biol*. 2014;161:229–37.
32. Engqvist L. The mistreatment of covariate interaction terms in linear model analyses of behavioural and evolutionary ecology studies. *Anim Behav*. 2005;70:987–71.
33. Layman CA, Arrington DA, Montaña CG, Post DM. Can stable isotope ratios provide for community-wide measures of trophic structure? *Ecology*. 2007;88:42–8.
34. Jackson AL, Inger R, Parnell AC, Bearhop S. Comparing isotopic niche widths among and within communities: SIBER – stable isotope Bayesian ellipses in R. *J Anim Ecol*. 2011;80:595–602.
35. Quillfeldt P, Phillips RA, Marx M, Masello JF. Colony attendance and at-sea distribution of thin-billed prions during the early breeding season. *J Avian Biol*. 2014;45:315–24.
36. Thomas DW, Blondel J, Perret P, Lambrechts MM, Speakman JR. Energetic and fitness costs of mismatching resource supply and demand in seasonally breeding birds. *Science*. 2001;291:2598–600.
37. Perrins CM. The timing of birds' breeding seasons. *Ibis*. 1979;112:242–55.
38. Chérel Y, Hobson KA. Geographical variation in carbon stable isotope signatures of marine predators: a tool to investigate their foraging areas in the Southern Ocean. *Mar Ecol Prog Ser*. 2007;329:281–7.
39. Rayner MJ, Hauber ME, Steeves TE, Lawrence HA, Thompson DR, Sagar PM et al. Contemporary and historical separation of transequatorial migration between genetically distinct seabird populations. *Nat Commun* 2011; 2:332.
40. Quillfeldt P, Moodley Y, Weimerskirch H, Chérel Y, Delord K, Phillips RA, et al. Does genetic structure reflect differences in non-breeding movements? A case study in small, highly mobile seabirds. *BMC Evol Biol*. 2017;17:160.
41. Quillfeldt P, Masello JF, McGill RAR, Adams M, Furness RW. Moving polewards in winter: a recent change in migratory strategy of a seabird. *Frontiers Zool*. 2010;7:15.
42. Quillfeldt P, Strange IJ, Masello JF. Sea surface temperatures and behavioural buffering capacity in thin-billed prions *Pachyptila belcheri*: breeding success, provisioning and chick begging. *J Avian Biol*. 2007;38:298–308.

Ready to submit your research? Choose BMC and benefit from:

- fast, convenient online submission
- thorough peer review by experienced researchers in your field
- rapid publication on acceptance
- support for research data, including large and complex data types
- gold Open Access which fosters wider collaboration and increased citations
- maximum visibility for your research: over 100M website views per year

At BMC, research is always in progress.

Learn more biomedcentral.com/submissions

