



HAL
open science

Unraveling mysteries of hydrogen electrooxidation in anion exchange membrane fuel cells

Dario G Dekel

► **To cite this version:**

Dario G Dekel. Unraveling mysteries of hydrogen electrooxidation in anion exchange membrane fuel cells. *Current Opinion in Electrochemistry*, 2018, 12, pp.182-188. 10.1016/j.coelec.2018.11.013 . hal-02003792

HAL Id: hal-02003792

<https://hal.science/hal-02003792>


Submitted on 12 Feb 2019

HAL is a multi-disciplinary open access archive for the deposit and dissemination of scientific research documents, whether they are published or not. The documents may come from teaching and research institutions in France or abroad, or from public or private research centers.

L'archive ouverte pluridisciplinaire **HAL**, est destinée au dépôt et à la diffusion de documents scientifiques de niveau recherche, publiés ou non, émanant des établissements d'enseignement et de recherche français ou étrangers, des laboratoires publics ou privés.

Our reference: COELEC338

AUTHOR QUERY FORM

	Journal: COELEC Article Number: 338	Please e-mail your responses and any corrections to: E-mail: correctionsaptara@elsevier.com
---	--	--

Dear Author,

Please check your proof carefully and mark all corrections at the appropriate place in the proof (e.g., by using on-screen annotation in the PDF file) or compile them in a separate list. Note: if you opt to annotate the file with software other than Adobe Reader then please also highlight the appropriate place in the PDF file. To ensure fast publication of your paper please return your corrections within 48 hours.

Your article is registered as belonging to the Special Issue/Collection entitled “Vol 12 Fuel Cells and Electrolyzers 2018”. If this is NOT correct and your article is a regular item or belongs to a different Special Issue please contact s.alagesan@elsevier.com immediately prior to returning your corrections.

For correction or revision of any artwork, please consult <http://www.elsevier.com/artworkinstructions>

Any queries or remarks that have arisen during the processing of your manuscript are listed below and highlighted by flags in the proof. Click on the ‘[Q](#)’ link to go to the location in the proof.

Location in article	Query / Remark: click on the Q link to go Please insert your reply or correction at the corresponding line in the proof
Q1	AU: The author names have been tagged as given names and surnames (surnames are highlighted in teal color). Please confirm if they have been identified correctly.
Q2	AU: Please validate the author affiliation.
Q3	AU: Please provide “Conflict of interest” section as per the JSS requirement.
Q4	AU: Please provide the Grant numbers for the given Grant sponsors “GTEP” and “Melvyn & Carolyn Miller Fund for Innovation”.
Q5	AU: Please validate the given Grant sponsors for correctness.
Q6	AU: Please provide volume no. and page range in Refs. [7,15,16•,21].

Please check this box or indicate your approval if you have no corrections to make to the PDF file

Thank you for your assistance.

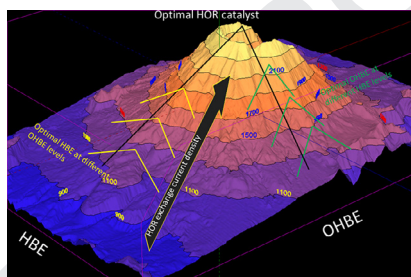
Graphical Abstract

Current Opinion in Electrochemistry xxx (xxxx) xxx

Unraveling mysteries of hydrogen electrooxidation in anion exchange membrane fuel cells

Dario R. Dekel*

The Wolfson Department of Chemical Engineering, The Nancy & Stephan Grand Technion Energy Program, Technion – Israel Institute of Technology, Haifa 3200003, Israel





ELSEVIER

Review Article

Unraveling mysteries of hydrogen electrooxidation in anion exchange membrane fuel cells

Dario R. Dekel*

1 Anion exchange membrane fuel cells (AEMFCs) can potentially
2 revolutionize the energy generation market; however, to be
3 seriously considered as a real alternative to the mainstream fuel
4 cell technology, complete removal of previous metal
5 electrocatalysts needs to be achieved. While in cathode
6 electrodes platinum can be easily substituted, the
7 electrochemical hydrogen oxidation reaction (HOR) in the
8 AEMFC anodes currently involves prohibitive overpotential
9 losses, making the removal of platinum extremely challenging.
10 Understanding the HOR in AEMFCs will facilitate the path to
11 overcome the challenge and finally develop and demonstrate
12 platinum-free high-performance AEMFC devices.

Address

13 The Wolfson Department of Chemical Engineering, The Nancy &
14 Stephan Grand Technion Energy Program, Technion – Israel Institute of
15 Technology, Haifa 3200003, Israel

17 *Corresponding author: Dekel, Dario R. (dario@technion.ac.il)

Current Opinion in Electrochemistry 2018, XX:XX–XX

This review comes from a themed issue on **Fuel Cells and Electrolyzers**

Edited by **Sanjeev Mukerjee**

For a complete overview see the [Issue](#) and the [Editorial](#)

Available online XX XXXX 2018

<https://doi.org/10.1016/j.coelec.2018.11.013>

2451-9103/© 2018 Elsevier Ltd. All rights reserved.

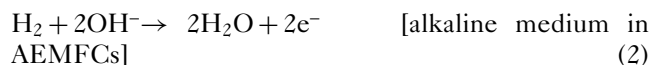
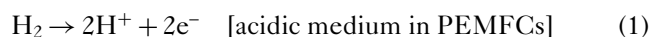
Introduction

18 There is an increasing worldwide interest in anion ex-
19 change membrane fuel cells (AEMFCs), as the technol-
20 ogy promises significant reduction in costs by avoiding
21 the use of platinum as electrocatalysts [1**–4]. Very re-
22 cently, extensive research in hydrogen AEMFCs led to
23 significant progress in cell performance of this technology
24 [5**–10], and to an important increasing in the un-
25 derstanding of the main current challenges – mem-
26 brane degradation/performance stability [11–16*] and
27 CO₂ effect on AEMFC performance [17–24]. This recent
28 progress and the numerous achievements reached in the
29 past years in the technology, suggest that AEMFC can
30 now be considered as a serious alternative to the coun-
31 terpart proton exchange membrane fuel cells (PEMFCs),
32

but potentially without expensive electrocatalysts in their
cells. In this front however, while for oxygen reduction
reaction there are already several potentially good non-
precious metal electrocatalyst alternatives under study
[25–29], for the hydrogen oxidation reaction (HOR) at the
anode of AEMFCs it seems that the challenge is consid-
erably higher, and the way to achieve high anode per-
formance based on low cost, non-PGM catalysts is still
very long [30**]. The ability to understand and resolve
the challenge of hydrogen electrooxidation in AEMFC,
in order to develop electrocatalysts highly active towards
HOR, is crucial for the future of the AEMFC technology
[5**,30**,31].

About the challenging HOR in AEMFC alkaline environment

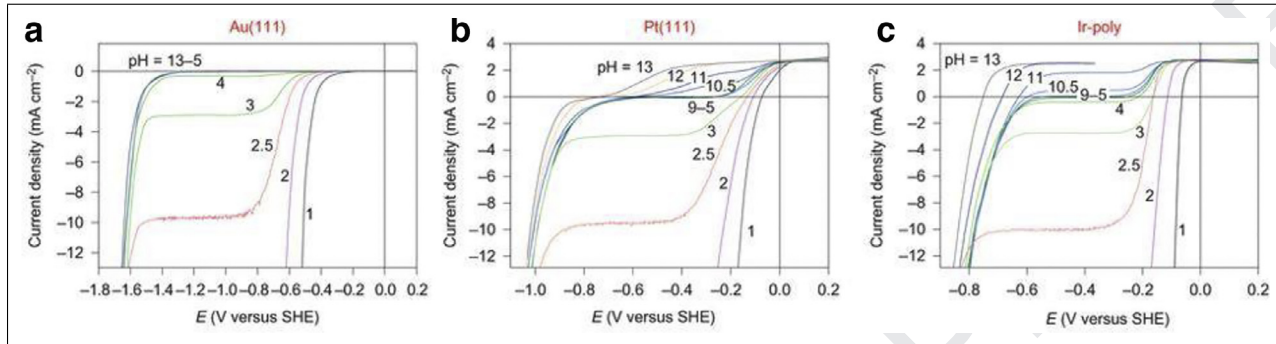
The electrochemical reactions of hydrogen oxidation dif-
fer, depending on the medium, as shown below. In acidic
and alkaline environment, the HOR is given by:



The HOR in the acidic medium (Equation (1)) has
been well studied, as this electrochemical reaction is of
fundamental importance in electrochemistry and electro-
chemical devices, including PEMFCs. Numerous studies
showing different aspects of this reaction have been
published [32–34]. Researchers found that the kinetic
rates and activities of different electrocatalytic materials
towards HOR in acidic medium, are strongly correlated
to the hydrogen energy bonding (HEB) of the adsorbed
hydrogen (H_{ad}) onto the catalyst surface [33–35].

In contrast, the HOR in alkaline medium (Equation
(2)), although also a reaction of central importance in the
electrochemical field, has been scarcely studied. A recent
comprehensive review of the current understanding of
HOR electrocatalysis in basic medium describes in de-
tails the research studies done in this field, highlighting
the challenges involved in developing new materials with
high activity in this medium [30**]. In their review, the au-
thors also focused on the kinetics and the reaction mech-
anisms of HOR in alkaline medium. Several research

Figure 1



Measured polarization curves for pH=1–13 for (a) Au(111), (a), Pt(111) (b) and Ir-poly. Adopted from [39**].

71 studies have shown that the kinetics of the HOR in alkaline media is much slower than in acidic solutions [36,37*].
 72 For instance, the HOR activity of carbon-supported noble metals (Pt, Pd and Ir) decreases by around two
 73 orders of magnitude when transitioning from low to high pH [38]. The HOR kinetics changes with the pH of
 74 the medium were clearly shown by Strmcnik *et al.* [39**].
 75 The authors presented a series of experimental measured polarization curves for the HOR on different catalytic
 76 materials in a wide range of pH ($1 < \text{pH} < 13$), as shown in Figure 1. Clear differences between the measured
 77 current densities at $\text{pH} < 3$ and $\text{pH} > 11$ can be seen.
 78

83 The authors also performed a simulation of the polarization curves using a simple set of electrochemical
 84 equations, confirming the experimental results shown in Figure 1. Results revealed that in strong acidic medium
 85 ($\text{pH} < 3$, corresponding to acidic environment of PEMFCs) the HOR proceeds through the direct oxidation of
 86 hydrogen to H^+ (Equation (1)); while in strong alkaline medium ($\text{pH} > 13$, corresponding to acidic environment
 87 of AEMFCs), pure diffusion-limiting currents are also observed. As mentioned by the authors, this suggests that in
 88 alkaline medium, the supply for both hydrogen and hydroxide anions (both reactants in the HOR in AEMFCs,
 89 see Equation (2)) are sufficient to maximize the electrochemical oxidation of hydrogen to water. We can then also
 90 say that as the pH in the environment is increased, an increase in the diffusion-limiting currents is obtained. In
 91 other words, as the OH^- concentration in the fuel cell is higher, purer diffusion-limiting currents will be observed,
 92 indicating then that the OH^- plays an important role in the HOR for AEMFCs. What is the best way to quantify
 93 this role of the OH^- is not yet clear.
 94

104 Is HBE descriptor good enough to evaluate 105 HOR catalyst for AEMFCs?

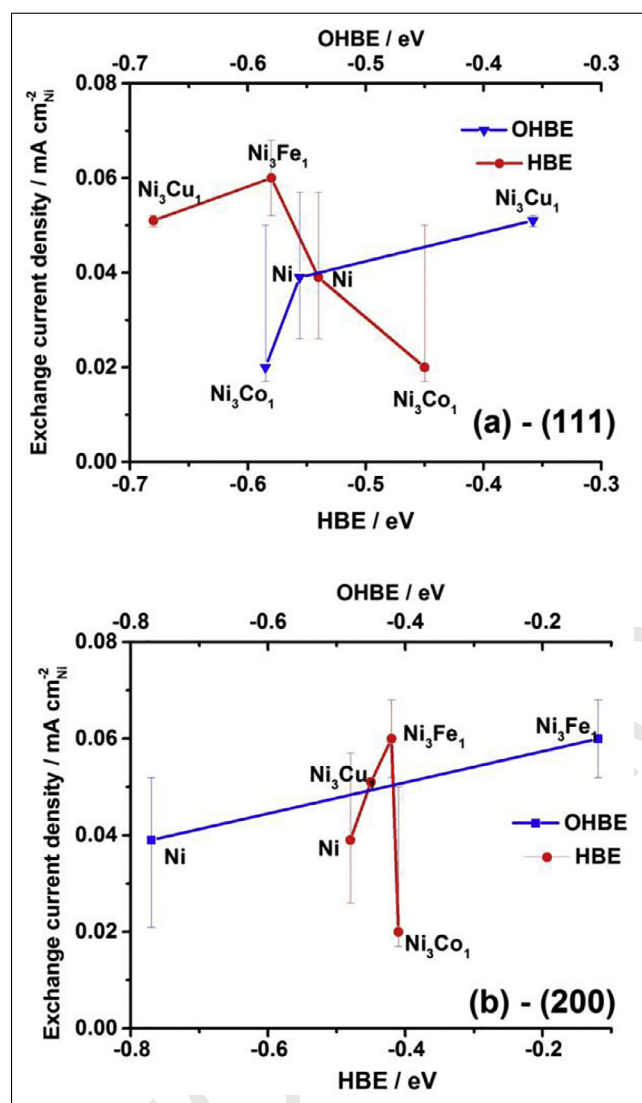
106 As shown in Equation (2), in AEMFCs the electrochemical oxidation of hydrogen involves two reactants –
 107

hydrogen and hydroxide anions – instead of only one reactant for the acidic counterpart (Equation (1)) – hydrogen.
 As hydrogen is a reactant for both acidic and alkaline fuel cells, the differences in the kinetics rates for the HOR on
 different electrocatalysts in both systems are sometimes attempted to be explained by the variation in HBE values
 [40]. Although differences in HBE mostly succeed to explain kinetics variations for PEMFCs, in the alkaline
 counterpart the situation seems to be more complex [37*].

The best catalysts for HOR in acidic PEMFCs are those with an optimal interaction between the catalytic substrate
 and the H_{ad} species, that usually is quantified by the HBE. Similarly, it was proposed that the role of the
 OH^- in the HOR in alkaline medium can be related to the OH_{ad} properties of the catalyst [39**]. In other words,
 it was suggested that fine-tuning of the adsorption energy of OH_{ad} could be a new way to quantify HOR in
 AEMFC systems [39**]. To quantify this energy, Davydova *et al.* [30**] proposed to calculate a new descriptor
 called OHBE – OH_{ad} binding energy – and compare it to the HBE for each electrocatalyst system. Similar to what
 has been suggested by Koper [41], for some electrocatalytic systems, both HBE and OHBE are expected to be
 interconnected, as the presence of OH_{ad} is probable to improve the reactivity of the adsorbed hydrogen
 intermediate H_{ad} , enhancing the overall reactivity of HOR, and vice versa. In other words, if this basic idea is
 correct, it means that the best electrocatalysts for HOR in alkaline AEMFCs are those with an optimal interaction
 between the catalytic substrate and both the H_{ad} and OH_{ad} species, evaluated by the HBE and OHBE descriptors,
 respectively. What exactly is the relationship between HBE and OHBE, and how close they are interconnected each
 other, is currently an unknown.

Very recently, Davydova *et al.* [42] first attempted to evaluate both HBE and OHBE descriptors on their HOR
 electrocatalysts for AEMFCs (see Figure 2). The authors

Figure 2



Correlation between the experimentally measured exchange current density values of the Ni and Ni-metal catalysts, with the theoretically predicted HBE and OHBE values for (111) and (200) facets (Adopted from [42]).

used density functional theory to calculate the HBE and OHBE values for bare Ni and Ni-metal catalysts, for a few metals (Cu, Co, Fe), and suggested that the dopant metal onto Ni electrocatalyst have a significant effect onto the HBE and OHBE values, showing that these can be useful descriptors to evaluate different catalysts and eventually, relate these values to the exchange current densities. However, this is a first attempt, while this idea is waiting for further exploration, to finally unravel the full role of the hydroxide anions in the HOR.

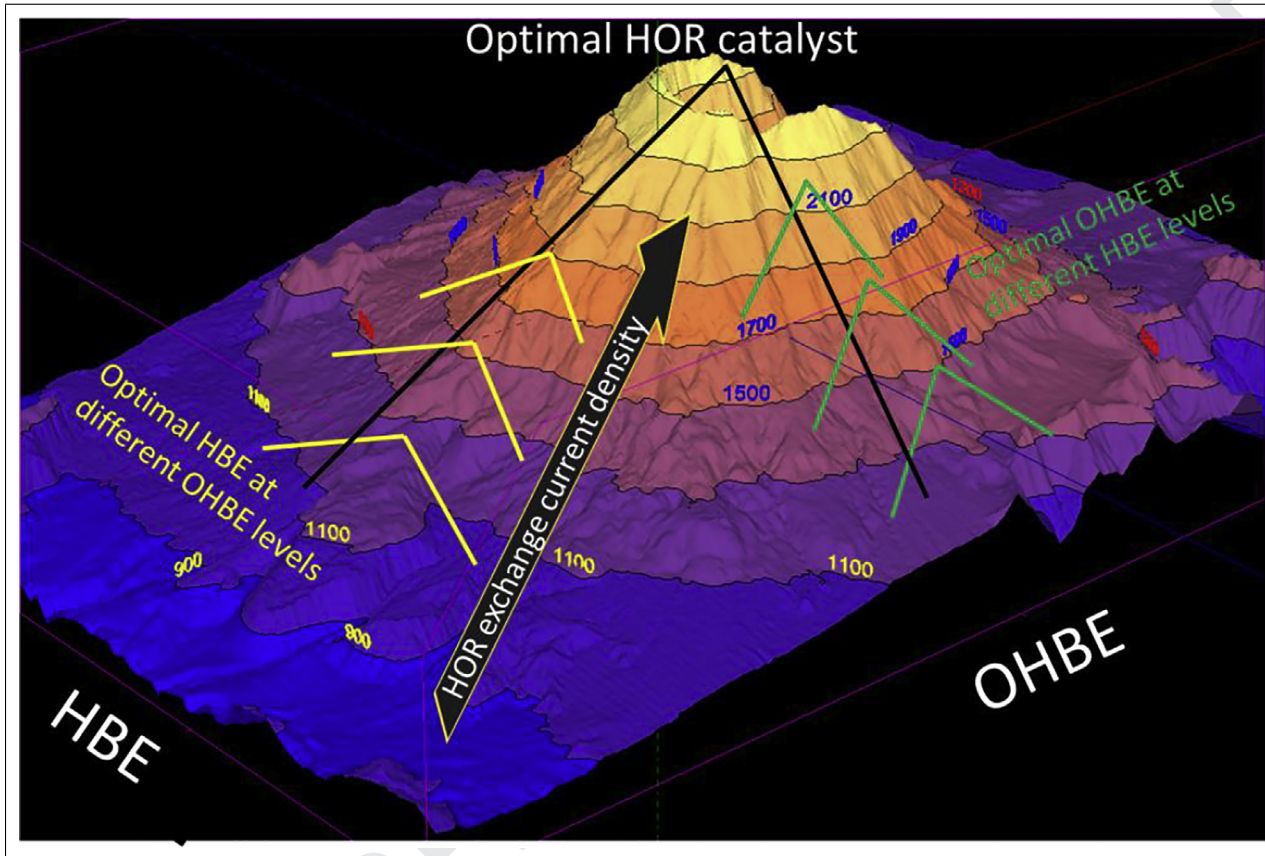
Ideally, to find the best HOR electrocatalysts for AEMFCs we should then evaluate both HBE and OHBE and correlate the interaction between them and the exchange current densities. This ideal situation is schematically illustrated by a ‘volcano plot’, where both HBE and OHBE descriptors are simultaneously plotted for different electrocatalysts, as shown in Figure 3. The interaction between the electrocatalytic substrate and the H_{ad} species, quantified by the HBE, is for instance, illustrated for a series of electrocatalysts with different OHBE values by a series of yellow curves. Similarly, interaction between the electrocatalytic substrate and the OH_{ad} species, quantified by the OHBE, for electrocatalysts with different HBE values is shown by the green curves in Figure 3. The optimal fine-tuning of the adsorption energy of H_{ad} and OH_{ad} , which may lead to the optimal HOR electrocatalysts can then be represented by a combination and simultaneous optimization of both HBE and OHBE descriptors. In that case, different fine-tuned HBE/OHBE combinations can lead to electrocatalysts highly active towards HOR for AEMFCs.

Does water play a role in the AEMFC HOR?

During operation of an AEMFC, the higher overpotential of the HOR at high pH anode electrode is also aggravated by the fact that water needs to be quickly removed from the catalyst layer. In contrast to the acidic counterpart, AEMFC operation involves generation of water as a product of the electrochemical HOR. Figure 4(a) shows a schematic diagram of an anode catalyst layer of AEMFCs. The porous of the anode catalyst layer needs not only to allow the hydrogen transport through the entire layer thickness, but also to ‘accommodate’ the water generated and allow its efficient removal. Two water molecules per reactant hydrogen molecule are generated (see Equation (2)), in absolute contrast to the HOR in acidic PEMFCs, where water is not taken direct part in the electrochemical reaction. This is a significant amount of water that is generated at the AEMFC anode, twice as much as water generated in the cathode of PEMFCs, per hydrogen molecule (or per electron produced), during the reduction of oxygen. In addition to that, in practical fuel cell systems running under standard gas stoichs, the volumetric flow of hydrogen is around 5 to 10 times lower than that of air. Therefore, with these extreme low hydrogen flows and the high amount of water generated by the HOR, water removal from AEMFC anodes is extremely challenging.

The accumulation of water in the AEMFC anode itself represents also a challenge for the supply of the reactants that as previously discussed, are sufficient to maximize the electrochemical HOR in the cell. Due to this fact, the electrolyte/electrode interface of AEMFCs can behave very differently from other similar electrochemical devices. The characterization of interfacial structure and understanding of fundamental characteristics of the AEMFC electrode/electrolyte interface may help shed

Figure 3



Schematic representation of an ideal simultaneous optimization of HBE and OHBE to evaluate and select electrocatalysts highly active towards HOR for AEMFCs.

210 light on designing and developing highly active non-
211 precious metal HOR electrocatalysts.

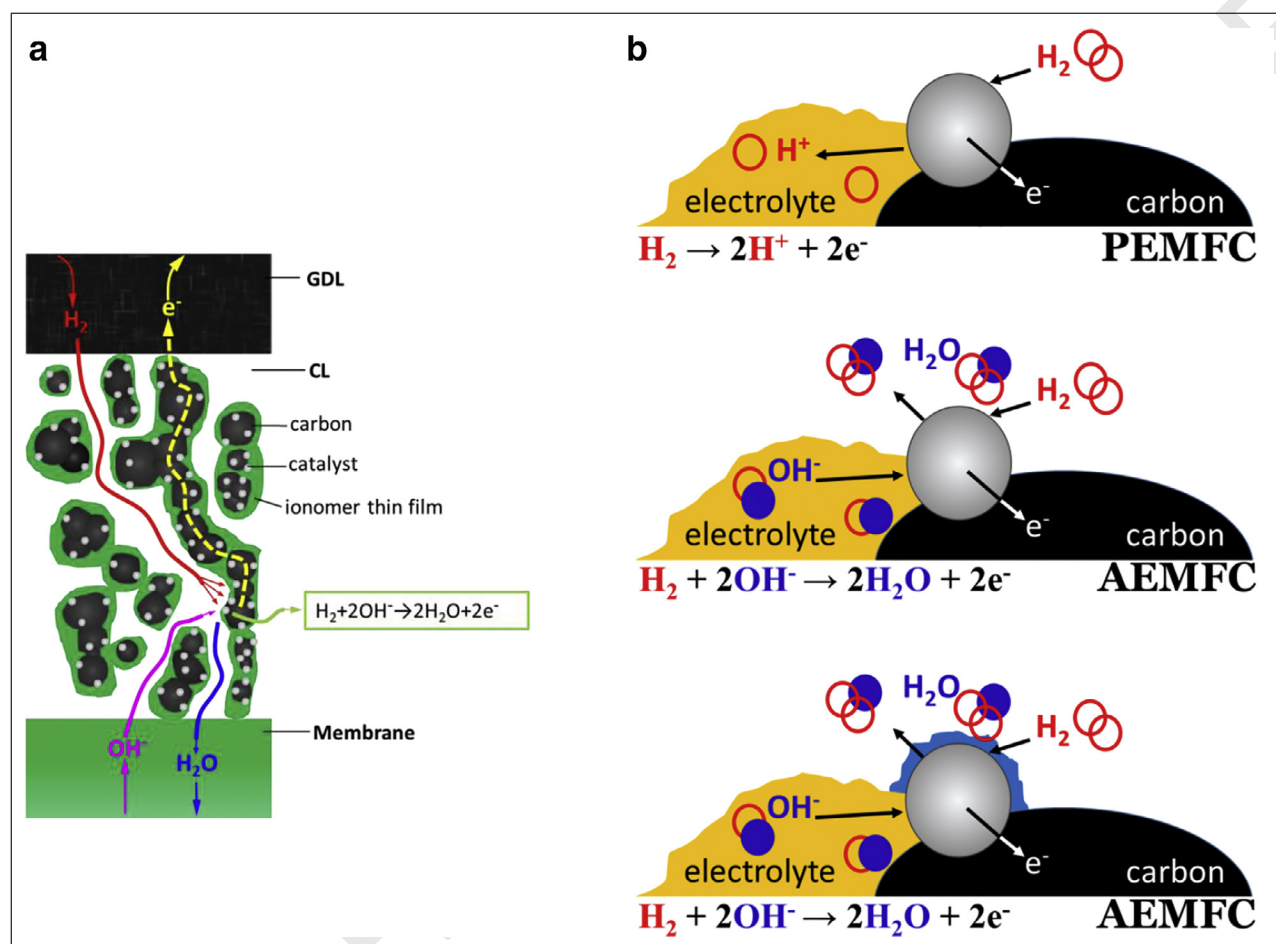
212 **Figure 4(b)** shows a schematic comparison of the triple-
213 phase boundary (TPB) for the electrooxidation of hydro-
214 gen for both acidic and alkaline fuel cell environments. As
215 mentioned above, for AEMFCs the supply of hydrogen as
216 well as the supply of OH^- reactants to the TPB are critical
217 for the HOR. Two OH^- anions (of larger ion radius as com-
218 pared with the H^+ cation radius in the acidic counterpart)
219 should be transported through the solid anion-conducting
220 electrolyte to react with the hydrogen in the TPB. In addi-
221 tion, as HOR occurs, water is generated in the surround-
222 ings of the catalyst. If water is not quickly removed from
223 the TPB, a thin film of water will eventually cover the
224 catalyst surface, creating additional resistance to the dif-
225 fusive transport of the hydrogen to the TPB (see bottom
226 **Figure 4(b)**). As previously discussed, removal of this wa-
227 ter film from the fuel electrode is challenging, therefore
228 we expect this film to be of significant thickness, affecting
229 then the overall HOR kinetics. We can also assume that

this water film affects the properties of the catalyst, for
230 instance, affecting the HEB and maybe the OHBE and
231 in turn, the HOR activity. Moreover, as the current den-
232 sity in the AEMFC device increases, the amount of water
233 accumulated on the catalyst surrounding increases, gen-
234 erating thicker water films around the catalysts, which in
235 turn are translated to increased resistance of the hydrogen
236 transport through the water film. Taken into account all
237 these effects water has onto the HOR electrocatalysis and
238 AEMFC anodes, would provide a better understanding
239 of the requirements for designing better hydrogen elec-
240 trooxidation electrocatalysts for this technology.
241

Concluding comments

242 The field of **AEMFCs** has never been more active than
243 in the past couple of years. However, to become a real
244 alternative to the counterpart acidic fuel cells, AEMFCs
245 should be able to equal PEMFC performance while
246 based on affordable PGM-free electrocatalysts. In this
247 work, we have remarked the challenges of HOR in
248 AEMFCs. We highlighted the prohibitive overpotential
249

Figure 4



Schematic diagrams of the (a) AEMFC anode catalyst layer; and (b) a zoom-in into the triple-phase boundary of HOR, showing the differences between acidic and alkaline fuel cell environments.

250 of standard electrocatalysts towards HOR, the need to
 251 have two descriptors to achieve a better understanding
 252 of this reaction, and the importance and challenge of
 253 water in the AEMFC anodes. It is crucial to understand
 254 all these relations in order to develop highly active HOR
 255 PGM-free electrocatalysts for AEMFCs. In particular,
 256 increasing the understanding of the mechanism of reaction
 257 as well as the relationship between the HOR current
 258 density and the descriptors HBE and OHBE, will be
 259 of significant help in solving this major barrier in the
 260 technology, aiming for cells based completely on precious
 261 metal-free AEMFC electrodes.

Acknowledgments

262 This work was partially funded by the Nancy & Stephan Grand Technion
 263 Energy Program (GTEP); by the European Union's Horizon 2020 research
 264 and innovation program [grant No. 721065]; by the Ministry of Science,
 265 Technology & Space of Israel through the M.Era-NET Transnational Call
 266 2015, NEXTGAME project [grant No. 3-12940], through the
 267 Israel-Germany Batteries Collaboration Call 2017 [German grant No. 2675],
 268 and through grant No. 3-12948; by the Israel Science Foundation (ISF)

[grant No. 1481/17]. The authors would also like to acknowledge the
 financial support of Melvyn & Carolyn Miller Fund for Innovation, as well
 as the support of Planning & Budgeting Committee of ISRAEL Council for
 Higher Education (CHE) and Fuel Choice Initiative (Prime Minister Office
 of ISRAEL), within the framework of "Israel National Research Center for
 Electrochemical Propulsion (INREP)".

References and recommended reading

Papers of particular interest, published within the period of review, have
 been highlighted as:

- Paper of special interest
- Paper of outstanding interest.

1. Varcoe JR, Atanassov P, Dekel DR, Herring AM, Hickner MA, Kohl PA, Kucernak AR, Mustain WE, Nijmeijer K, Scott K, Xu T, Zhuang L: **Anion-exchange membranes in electrochemical energy systems**. *Energy Environ Sci* 2014, 7:3135-3191. <https://doi.org/10.1039/b000000x>.
2. Gottesfeld S, Dekel DR, Page M, Bae C, Yan Y, Zelenay P, Kim YS: **Anion exchange membrane fuel cells: current status and remaining challenges**. *J Power Sour* 2018, 375:170-184. <https://doi.org/10.1016/j.jpowsour.2017.08.010>.

6 Fuel Cells and Electrolyzers

- 292 3. Dekel DR: **Alkaline membrane fuel cell (AMFC) materials and** 361
 293 **system improvement – state-of-the-art.** *ECS Trans* 2013, 362
 294 **50:2051–2052.** <https://doi.org/10.1149/05002.2051ecst>. 363
- 295 4. Miller HA, Lavacchi A, Vizza F, Marelli M, Di Benedetto F, 364
 296 D'Acapito F, Paska Y, Page M, Dekel DR: **A Pd/C-CeO₂ anode** 365
 297 **catalyst for high-performance platinum-free anion exchange**
 298 **membrane fuel cells.** *Angew Chem Int Ed Engl* 2016, 366
 299 **55:6004–6007.** <https://doi.org/10.1002/anie.201600647>. 367
- 300 5. Dekel DR: **Review of cell performance in anion exchange** 368
 301 **•• membrane fuel cells.** *J Power Sour* 2018, **375:158–169.** 369
 302 <https://doi.org/10.1016/j.jpowsour.2017.07.117>.
 303 Unique study showing a complete review of the cell performance of
 304 state-of-the-art hydrogen-fed anion exchange membrane fuel cells.
- 305 6. Omasta TJ, Peng X, Miller HA, Vizza F, Wang L, Varcoe JR, 374
 306 Dekel DR, Mustain WE: **Beyond 1.0 W cm⁻² performance** 375
 307 **without platinum: the beginning of a new era in anion** 376
 308 **exchange membrane fuel cells.** *J Electrochem Soc* 2018,
 309 **165:J3039–J3044.** <https://doi.org/10.1149/2.0071815jes>.
- 310 7. Bellini M, Miller HA, Pagliaro M, Vizza F, Lenarda A, Fornasiero P, 377
 311 Marelli M, Evangelisti C, Jia Q, Mukrejee S, Jankovic J, Wang L, 378
 312 Varcoe J, Sharma C, Grinberg I, Davydova E, Dekel DR: **Effect of** 379
 313 **Palladium-ceria catalysts with enhanced alkaline hydrogen** 380
 314 **oxidation activity for anion exchange membrane fuel cells.** 381
 315 *Energy Environ Sci* 2018 Submitted.
- 316 8. Maurya S, Dumont JH, Villarrubia CN, Matanovic I, Li D, Kim YS, 382
 317 Noh S, Han J, Bae C, Miller HA, Fujimoto CH, Dekel DR: **Insight on** 383
 318 **Surface adsorption affects the performance of alkaline** 384
 319 **anion-exchange membrane fuel cells.** *ACS Catal* 2018, 385
 320 **8:9429–9439.** <https://doi.org/10.1021/acscatal.8b03227>.
- 321 9. Omasta TJ, Wang L, Peng X, Lewis CA, Varcoe JR, Mustain WE: 386
 322 **Importance of balancing membrane and electrode water in** 387
 323 **anion exchange membrane fuel cells.** *J Power Sour* 2018, 388
 324 **375:205–213.** <https://doi.org/10.1016/j.jpowsour.2017.05.006>. 389
- 325 10. Wang L, Magliocca E, Cunningham EL, Mustain WE, Poynton SD, 390
 326 Escudero-Cid R, Nasef MM, Ponce-González J, Bance-Souahli R, 391
 327 Slade RCT, Wheligan DK, Varcoe JR: **Effect of CO₂ absorption** 392
 328 **on high performance radiation-grafted anion-exchange** 393
 329 **membranes.** *Green Chem* 2017, **19:831–843.**
 330 <https://doi.org/10.1039/C6GC02526A>.
- 331 11. Dekel DR, Amar M, Willdorf S, Kosa M, Dhara S, Diesendruck CE: 394
 332 **Effect of water on the stability of quaternary ammonium** 395
 333 **groups for anion exchange membrane fuel cell applications.** 396
 334 *Chem Mater* 2017, **29:4425–4431.**
 335 <https://doi.org/10.1021/acs.chemmater.7b00958>.
- 336 12. Dekel DR, Willdorf S, Ash U, Amar M, Pusara S, Dhara S, 397
 337 Srebnik S, Diesendruck CE: **Comparison of new metal organic** 398
 338 **chemical stability of cations and water in anion exchange** 399
 339 **membrane fuel cells environment.** *J Power Sour* 2018, 400
 340 **375:351–360.** <https://doi.org/10.1016/j.jpowsour.2017.08.026>. 401
- 341 13. Diesendruck CE, Dekel DR: **Water – a key parameter in the** 402
 342 **stability of anion exchange membrane fuel cells.** *Curr Opin* 403
 343 *Electrochem* 2018, **9:173–178.** 404
 344 <https://doi.org/10.1016/j.coelec.2018.03.019>. 405
- 345 14. Pusara S, Srebnik S, Dekel DR: **Nonplatinum cathodic catalysts** 406
 346 **molecular simulation of quaternary ammonium solutions at low hydration levels.** *J Phys* 407
 347 *Chem C* 2018, **122:11204–11213.** 408
 348 <https://doi.org/10.1021/acs.jpcc.8b00752>. 409
- 349 15. Willdorf-Cohen S, Mondal AN, Dekel DR, Diesendruck CE: 410
 350 **Chemical stability of poly(phenylene oxide)-based ionomers in** 411
 351 **anion exchange-membrane fuel cell environment.** *J Mater* 412
 352 *Chem A* 2018 Submitted. 413
- 353 16. Dekel DR, Rasin IG, Brandon S: **Electrocatalysts** 414
 354 **• in anion exchange membrane fuel cells.** *J. Power Sour* 2018 415
 355 Submitted. 416
 356 Important manuscript showing for first time the effect of water on the 417
 357 performance stability of anion exchange membrane fuel cells.
- 358 17. Krewer U, Weinzierl C, Ziv N, Dekel DR: **Hydrogen oxidation and** 418
 359 **Impact of Carbonation Processes in Anion Exchange Membrane Fuel Cells.** Elsevier Ltd; 419
 360 2017. <https://doi.org/10.1016/j.electacta.2017.12.093>. 420
18. Lafforgue C, Chatenet M, Dubau L, Dekel DR: **Accelerated stress** 421
 362 **test of Pt/C nanoparticles in an interface with an** 422
 363 **anion-exchange membrane – an identical local** 423
 364 **transmission electron microscopy study.** *ACS Catal* 2018, 424
 365 **8:1278–1286.** <https://doi.org/10.1021/acscatal.7b04055>. 425
19. Ziv N, Mustain WE, Dekel DR: **The effect of ambient carbon** 426
 366 **dioxide on anion-exchange membrane fuel cells.** 427
 367 *ChemSusChem* 2018, **11:1136–1150.**
 368 <https://doi.org/10.1002/cssc.201702330>. 428
20. Ziv N, Dekel DR: **A practical method for measuring the true** 429
 369 **hydroxide conductivity of anion exchange membranes.** 430
 370 *Electrochem Commun* 2018, **88:109–113.** 431
 371 <https://doi.org/10.1016/j.elecom.2018.01.021>. 432
21. Ziv N, Mondal AN, Weissbach T, Holdcroft S, Dekel DR: **Effect of** 433
 372 **CO₂ on the properties of anion exchange membranes for fuel** 434
 373 **cell applications,** *Macromolecules.* (2018).Submitted 435
22. Divekar AG, Park AM, Owczarczyk ZR, Seifert S, Pivovar BS, 436
 374 Herring AM: **A study of carbonate formation kinetics and** 437
 375 **morphological effects observed on OH-form of Pfaem when** 438
 376 **exposed to air containing CO₂.** *ECS Trans* 2017, **80:** 439
 377 **1005–1011.** 440
23. Pandey TP, Peters BD, Liberatore MW, Herring AM: **Insight on** 441
 378 **pure vs air exposed hydroxide ion conductivity in an anion** 442
 379 **exchange membrane for fuel cell applications.** *ECS Trans* 2014, 443
 380 **64:1195–1200.** 444
24. Peng J, Roy AL, Greenbaum SG, Zawodzinski TA: **Effect of CO₂** 445
 381 **absorption on and water mobility in an anion exchange** 446
 382 **membrane.** *J Power Sour* 2018, **380:64–75.** 447
 383 <https://doi.org/10.1016/j.jpowsour.2018.01.071>. 448
25. Erikson H, Sarapuu A, Tammeveski K: **Oxygen reduction reaction** 449
 384 **on silver catalysts in alkaline media: a minireview.** 450
 385 *ChemElectroChem* 2018:1–15. 451
 386 <https://doi.org/10.1002/celec.201800913>. 452
26. Gonen S, Elbaz L: **Comparison of new metal organic** 453
 387 **framework-based catalysts for oxygen reduction reaction.** *Data* 454
 388 *Br* 2018, **19:281–287.** <https://doi.org/10.1016/j.dib.2018.05.011>. 455
27. Mamlouk M, Kumar SMS, Gouerec P, Scott K: **Electrochemical** 456
 389 **and fuel cell evaluation of CO based catalyst for oxygen** 457
 390 **reduction in anion exchange polymer membrane fuel cells.** *J* 458
 391 *Power Sour* 2011, **196:7594–7600.** 459
 392 <https://doi.org/10.1016/j.jpowsour.2011.04.045>. 460
28. Tarasevich MR, Davydova ES: **Nonplatinum cathodic catalysts** 461
 393 **for fuel cells with alkaline electrolyte (Review).** *Russ J* 462
 394 *Electrochem* 2016, **52:193–219.** 463
 395 <https://doi.org/10.1134/S1023193516030113>. 464
29. Xu X, Tan C, Liu H, Wang F, Li Z, Liu J, Ji J: **Carbon black** 465
 396 **supported ultra-high loading silver nanoparticle catalyst and** 466
 397 **its enhanced electrocatalytic activity towards oxygen** 467
 398 **reduction reaction in alkaline medium.** *J Electroanal Chem* 2013, 468
 399 **696:9–14.** <https://doi.org/10.1016/j.jelechem.2013.02.018>. 469
30. Davydova ES, Mukerjee S, Jaouen F, Dekel DR: **Electrocatalysts** 470
 400 **•• for hydrogen oxidation reaction in alkaline electrolytes.** *ACS* 471
 401 *Catal* 2018, **8:6665–6690.** 472
 402 <https://doi.org/10.1021/acscatal.8b00689>. 473
- Unique and comprehensive review study showing the state-of-the-art of 474
 403 hydrogen oxidation reaction in alkaline media. 475
31. Sheng W, Gasteiger HA, Shao-Horn Y: **Hydrogen oxidation and** 476
 404 **evolution reaction kinetics on platinum: acid vs alkaline** 477
 405 **electrolytes.** *J Electrochem Soc* 2010, **157:** 478
 406 **B1529–B1536.** 479
32. Nørskov JK, Bligaard T, Rossmeisl J, Christensen CH: **Towards** 480
 407 **the computational design of solid catalysts.** *Nat Chem* 2009, 481
 408 **1:37–46.** <https://doi.org/10.1038/nchem.121>. 482
33. Trasatti S: **Work function, electronegativity, and** 483
 409 **electrochemical behaviour of metals: III. Electrolytic hydrogen** 484
 410 **evolution in acid solutions.** *J Electroanal Chem Interfacial* 485
 411 *Electrochem* 1972, **39:163–184.** 486

- 428 34. Conway BE: **Electrochemical processes involving H adsorbed**
429 **on metal electrode surfaces**: *Interfacial Electrochemistry: Theory:*
430 *Experiment, and Applications*. Edited by Wieckowski A, 1st ed.
431 CRC Press/Taylor & Francis; 1999.
- 432 35. Greeley J, Markovic NM: **The road from animal electricity to**
433 **green energy: combining experiment and theory in**
434 **electrocatalysis**. *Energy Environ Sci* 2012, **5**:9246–9256.
435 <https://doi.org/10.1039/c2ee21754f>.
- 436 36. Elbert K, Hu J, Ma Z, Zhang Y, Chen G, An W, Liu P, Isaacs HS,
437 Adzic RR, Wang JX: **Elucidating hydrogen oxidation/evolution**
438 **kinetics in base and acid by enhanced activities at the**
439 **optimized Pt shell thickness on the Ru core**. *ACS Catal* 2015,
440 **5**:6764–6772. <https://doi.org/10.1021/acscatal.5b01670>.
- 441 37. Ramaswamy N, Ghoshal S, Bates MK, Jia Q, Li J, Mukerjee S:
442 • **Hydrogen oxidation reaction in alkaline media: relationship**
443 **between electrocatalysis and electrochemical double-layer**
444 **structure**. *Nano Energy* 2017, **41**:765–771.
445 <https://doi.org/10.1016/j.nanoen.2017.07.053>.
446 Comprehensive study on the mechanism of reaction of electrooxidation
447 of hydrogen in alkaline medium.
- 448 38. Durst J, Siebel A, Simon C, Hasché F, Herranz J, Gasteiger HA:
449 **New insights into the electrochemical hydrogen oxidation and**
450 **evolution reaction mechanism**. *Energy Environ Sci* 2014,
451 **7**:2255–2260. <https://doi.org/10.1039/c4ee00440j>.
39. Strmcnik D, Uchimura M, Wang C, Subbaraman R, Danilovic N, 452
•• Van Der Vliet D, Paulikas AP, Stamenkovic VR, Markovic NM: 453
Improving the hydrogen oxidation reaction rate by promotion 454
of hydroxyl adsorption. *Nat Chem* 2013, **5**:300–306. 455
<https://doi.org/10.1038/nchem.1574>. 456
Very important study pointing out the challenge and importance of 457
hydrogen oxidation reaction in anion exchange membrane fuel cells. 458
40. Zheng J, Sheng W, Zhuang Z, Xu B, Yan Y: **Universal dependence 459**
of hydrogen oxidation and evolution reaction activity of 460
platinum-group metals on pH and hydrogen binding energy. 461
Sci Adv 2016, **2**:1–9. <https://doi.org/10.1126/sciadv.1501602>. 462
41. Koper MTM: **Hydrogen electrocatalysis: a basic solution**. *Nat 463*
Chem 2013, **5**:255–256. <https://doi.org/10.1038/nchem.1600>. 464
42. Davydova E, Zaffran J, Dhaka K, Toroker M, Dekel D: **Hydrogen 465**
oxidation on Ni-based electrocatalysts: the effect of metal 466
doping. *Catalysts* 2018, **8**:454. 467
<https://doi.org/10.3390/catal8100454>. 468