



HAL
open science

Unraveling mysteries of hydrogen electrooxidation in anion exchange membrane fuel cells

Dario G Dekel

► **To cite this version:**

Dario G Dekel. Unraveling mysteries of hydrogen electrooxidation in anion exchange membrane fuel cells. *Current Opinion in Electrochemistry*, 2018, 12, pp.182-188. 10.1016/j.coelec.2018.11.013 . hal-02003792

HAL Id: hal-02003792

<https://hal.science/hal-02003792v1>


Submitted on 12 Feb 2019

HAL is a multi-disciplinary open access archive for the deposit and dissemination of scientific research documents, whether they are published or not. The documents may come from teaching and research institutions in France or abroad, or from public or private research centers.

L'archive ouverte pluridisciplinaire **HAL**, est destinée au dépôt et à la diffusion de documents scientifiques de niveau recherche, publiés ou non, émanant des établissements d'enseignement et de recherche français ou étrangers, des laboratoires publics ou privés.

Our reference: COELEC338

AUTHOR QUERY FORM

	Journal: COELEC Article Number: 338	Please e-mail your responses and any corrections to: E-mail: correctionsaptara@elsevier.com
---	--	--

Dear Author,

Please check your proof carefully and mark all corrections at the appropriate place in the proof (e.g., by using on-screen annotation in the PDF file) or compile them in a separate list. Note: if you opt to annotate the file with software other than Adobe Reader then please also highlight the appropriate place in the PDF file. To ensure fast publication of your paper please return your corrections within 48 hours.

Your article is registered as belonging to the Special Issue/Collection entitled “Vol 12 Fuel Cells and Electrolyzers 2018”. If this is NOT correct and your article is a regular item or belongs to a different Special Issue please contact s.alagesan@elsevier.com immediately prior to returning your corrections.

For correction or revision of any artwork, please consult <http://www.elsevier.com/artworkinstructions>

Any queries or remarks that have arisen during the processing of your manuscript are listed below and highlighted by flags in the proof. Click on the ‘[Q](#)’ link to go to the location in the proof.

Location in article	Query / Remark: click on the Q link to go Please insert your reply or correction at the corresponding line in the proof
Q1	AU: The author names have been tagged as given names and surnames (surnames are highlighted in teal color). Please confirm if they have been identified correctly.
Q2	AU: Please validate the author affiliation.
Q3	AU: Please provide “Conflict of interest” section as per the JSS requirement.
Q4	AU: Please provide the Grant numbers for the given Grant sponsors “GTEP” and “Melvyn & Carolyn Miller Fund for Innovation”.
Q5	AU: Please validate the given Grant sponsors for correctness.
Q6	AU: Please provide volume no. and page range in Refs. [7,15,16•,21].

Please check this box or indicate your approval if you have no corrections to make to the PDF file

Thank you for your assistance.

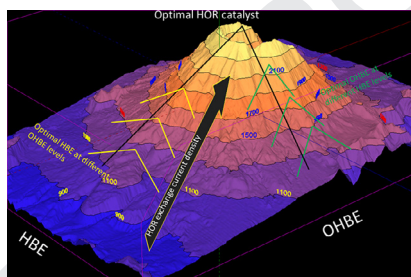
Graphical Abstract

Current Opinion in Electrochemistry xxx (xxxx) xxx

Unraveling mysteries of hydrogen electrooxidation in anion exchange membrane fuel cells

Dario R. Dekel*

The Wolfson Department of Chemical Engineering, The Nancy & Stephan Grand Technion Energy Program, Technion – Israel Institute of Technology, Haifa 3200003, Israel





ELSEVIER

Review Article

Unraveling mysteries of hydrogen electrooxidation in anion exchange membrane fuel cells

Dario R. Dekel*

1 Anion exchange membrane fuel cells (AEMFCs) can potentially
2 revolutionize the energy generation market; however, to be
3 seriously considered as a real alternative to the mainstream fuel
4 cell technology, complete removal of previous metal
5 electrocatalysts needs to be achieved. While in cathode
6 electrodes platinum can be easily substituted, the
7 electrochemical hydrogen oxidation reaction (HOR) in the
8 AEMFC anodes currently involves prohibitive overpotential
9 losses, making the removal of platinum extremely challenging.
10 Understanding the HOR in AEMFCs will facilitate the path to
11 overcome the challenge and finally develop and demonstrate
12 platinum-free high-performance AEMFC devices.

Address

13 The Wolfson Department of Chemical Engineering, The Nancy &
14 Stephan Grand Technion Energy Program, Technion – Israel Institute of
15 Technology, Haifa 3200003, Israel

17 *Corresponding author: Dekel, Dario R. (dario@technion.ac.il)

Current Opinion in Electrochemistry 2018, XX:XX–XX

This review comes from a themed issue on **Fuel Cells and Electrolyzers**

Edited by **Sanjeev Mukerjee**

For a complete overview see the [Issue](#) and the [Editorial](#)

Available online XX XXXX 2018

<https://doi.org/10.1016/j.coelec.2018.11.013>

2451-9103/© 2018 Elsevier Ltd. All rights reserved.

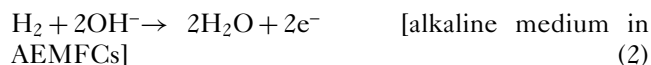
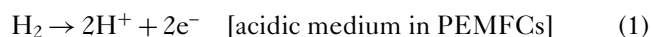
Introduction

18 There is an increasing worldwide interest in anion ex-
19 change membrane fuel cells (AEMFCs), as the technol-
20 ogy promises significant reduction in costs by avoiding
21 the use of platinum as electrocatalysts [1**–4]. Very re-
22 cently, extensive research in hydrogen AEMFCs led to
23 significant progress in cell performance of this technology
24 [5**–10], and to an important increasing in the un-
25 derstanding of the main current challenges – mem-
26 brane degradation/performance stability [11–16*] and
27 CO₂ effect on AEMFC performance [17–24]. This recent
28 progress and the numerous achievements reached in the
29 past years in the technology, suggest that AEMFC can
30 now be considered as a serious alternative to the coun-
31 terpart proton exchange membrane fuel cells (PEMFCs),
32

but potentially without expensive electrocatalysts in their
cells. In this front however, while for oxygen reduction
reaction there are already several potentially good non-
precious metal electrocatalyst alternatives under study
[25–29], for the hydrogen oxidation reaction (HOR) at the
anode of AEMFCs it seems that the challenge is consid-
erably higher, and the way to achieve high anode per-
formance based on low cost, non-PGM catalysts is still
very long [30**]. The ability to understand and resolve
the challenge of hydrogen electrooxidation in AEMFC,
in order to develop electrocatalysts highly active towards
HOR, is crucial for the future of the AEMFC technology
[5**,30**,31].

About the challenging HOR in AEMFC alkaline environment

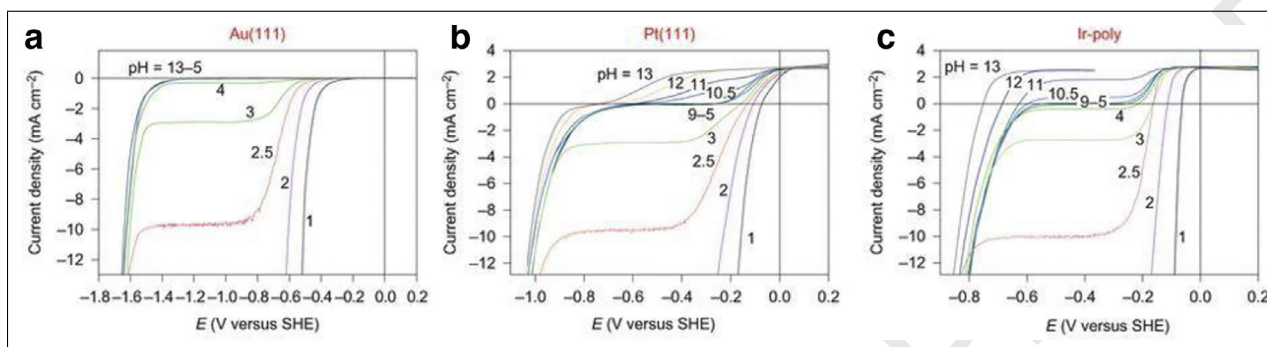
The electrochemical reactions of hydrogen oxidation dif-
fer, depending on the medium, as shown below. In acidic
and alkaline environment, the HOR is given by:



The HOR in the acidic medium (Equation (1)) has
been well studied, as this electrochemical reaction is of
fundamental importance in electrochemistry and electro-
chemical devices, including PEMFCs. Numerous studies
showing different aspects of this reaction have been
published [32–34]. Researchers found that the kinetic
rates and activities of different electrocatalytic materials
towards HOR in acidic medium, are strongly correlated
to the hydrogen energy bonding (HEB) of the adsorbed
hydrogen (H_{ad}) onto the catalyst surface [33–35].

In contrast, the HOR in alkaline medium (Equation
(2)), although also a reaction of central importance in
the electrochemical field, has been scarcely studied. A recent
comprehensive review of the current understanding of
HOR electrocatalysis in basic medium describes in de-
tails the research studies done in this field, highlighting
the challenges involved in developing new materials with
high activity in this medium [30**]. In their review, the au-
thors also focused on the kinetics and the reaction mech-
anisms of HOR in alkaline medium. Several research

Figure 1



Measured polarization curves for pH=1-13 for (a) Au(111), (a), Pt(111) (b) and Ir-poly. Adopted from [39**].

71 studies have shown that the kinetics of the HOR in alkaline media is much slower than in acidic solutions [36,37*].
 72 For instance, the HOR activity of carbon-supported noble metals (Pt, Pd and Ir) decreases by around two
 73 orders of magnitude when transitioning from low to high pH [38]. The HOR kinetics changes with the pH of
 74 the medium were clearly shown by Strmcnik *et al.* [39**].
 75 The authors presented a series of experimental measured polarization curves for the HOR on different catalytic
 76 materials in a wide range of pH ($1 < \text{pH} < 13$), as shown in Figure 1. Clear differences between the measured
 77 current densities at pH < 3 and pH > 11 can be seen.
 78

83 The authors also performed a simulation of the polarization curves using a simple set of electrochemical
 84 equations, confirming the experimental results shown in Figure 1. Results revealed that in strong acidic medium
 85 (pH < 3, corresponding to acidic environment of PEMFCs) the HOR proceeds through the direct oxidation of
 86 hydrogen to H^+ (Equation (1)); while in strong alkaline medium (pH > 13, corresponding to acidic environment
 87 of AEMFCs), pure diffusion-limiting currents are also observed. As mentioned by the authors, this suggests that in
 88 alkaline medium, the supply for both hydrogen and hydroxide anions (both reactants in the HOR in AEMFCs,
 89 see Equation (2)) are sufficient to maximize the electrochemical oxidation of hydrogen to water. We can then also
 90 say that as the pH in the environment is increased, an increase in the diffusion-limiting currents is obtained. In
 91 other words, as the OH^- concentration in the fuel cell is higher, purer diffusion-limiting currents will be observed,
 92 indicating then that the OH^- plays an important role in the HOR for AEMFCs. What is the best way to quantify
 93 this role of the OH^- is not yet clear.
 94

104 Is HBE descriptor good enough to evaluate 105 HOR catalyst for AEMFCs?

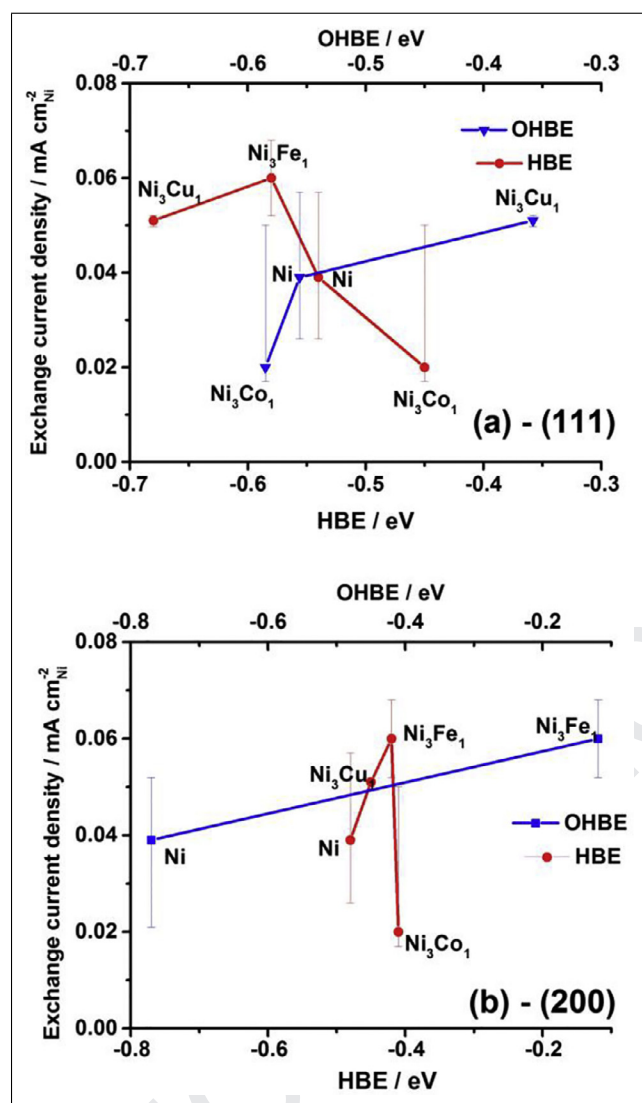
106 As shown in Equation (2), in AEMFCs the electrochemical oxidation of hydrogen involves two reactants –
 107

hydrogen and hydroxide anions – instead of only one reactant for the acidic counterpart (Equation (1)) – hydrogen.
 108 As hydrogen is a reactant for both acidic and alkaline fuel cells, the differences in the kinetics rates for the HOR on
 109 different electrocatalysts in both systems are sometimes attempted to be explained by the variation in HBE values
 110 [40]. Although differences in HBE mostly succeed to explain kinetics variations for PEMFCs, in the alkaline
 111 counterpart the situation seems to be more complex [37*].
 112

113 The best catalysts for HOR in acidic PEMFCs are those with an optimal interaction between the catalytic substrate
 114 and the H_{ad} species, that usually is quantified by the HBE. Similarly, it was proposed that the role of the
 115 OH^- in the HOR in alkaline medium can be related to the OH_{ad} properties of the catalyst [39**]. In other words,
 116 it was suggested that fine-tuning of the adsorption energy of OH_{ad} could be a new way to quantify HOR in
 117 AEMFC systems [39**]. To quantify this energy, Davydova *et al.* [30**] proposed to calculate a new descriptor
 118 called OHBE – OH_{ad} binding energy – and compare it to the HBE for each electrocatalyst system. Similar to what
 119 has been suggested by Koper [41], for some electrocatalytic systems, both HBE and OHBE are expected to be
 120 interconnected, as the presence of OH_{ad} is probable to improve the reactivity of the adsorbed hydrogen inter-
 121 mediated H_{ad} , enhancing the overall reactivity of HOR, and vice versa. In other words, if this basic idea is correct,
 122 it means that the best electrocatalysts for HOR in alkaline AEMFCs are those with an optimal interaction between
 123 the catalytic substrate and both the H_{ad} and OH_{ad} species, evaluated by the HBE and OHBE descriptors, respectively.
 124 What exactly is the relationship between HBE and OHBE, and how close they are interconnected each other, is currently an unknown.
 125

126 Very recently, Davydova *et al.* [42] first attempted to evaluate both HBE and OHBE descriptors on their HOR
 127 electrocatalysts for AEMFCs (see Figure 2). The authors
 128

Figure 2



Correlation between the experimentally measured exchange current density values of the Ni and Ni-metal catalysts, with the theoretically predicted HBE and OHBE values for (111) and (200) facets (Adopted from [42]).

used density functional theory to calculate the HBE and OHBE values for bare Ni and Ni-metal catalysts, for a few metals (Cu, Co, Fe), and suggested that the dopant metal onto Ni electrocatalyst have a significant effect onto the HBE and OHBE values, showing that these can be useful descriptors to evaluate different catalysts and eventually, relate these values to the exchange current densities. However, this is a first attempt, while this idea is waiting for further exploration, to finally unravel the full role of the hydroxide anions in the HOR.

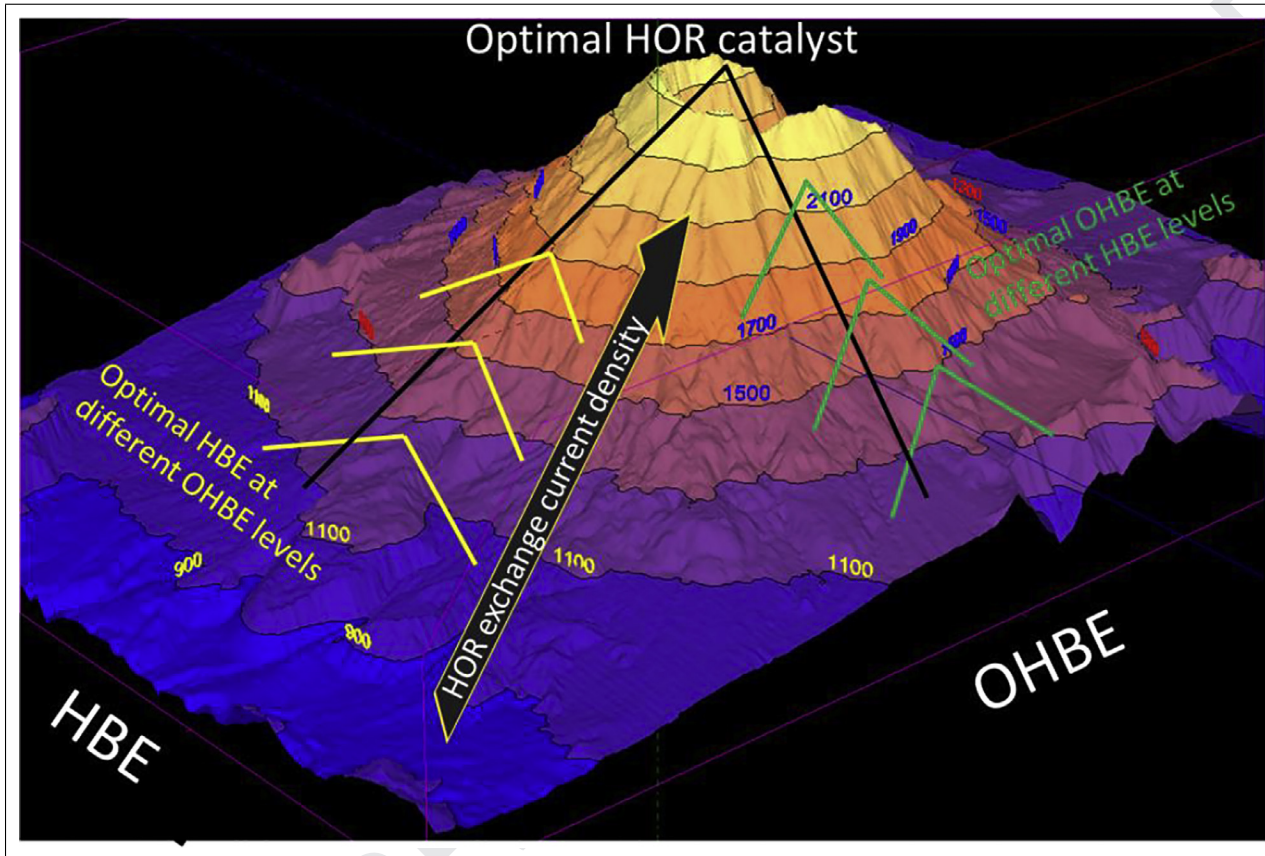
Ideally, to find the best HOR electrocatalysts for AEMFCs we should then evaluate both HBE and OHBE and correlate the interaction between them and the exchange current densities. This ideal situation is schematically illustrated by a 'volcano plot', where both HBE and OHBE descriptors are simultaneously plotted for different electrocatalysts, as shown in Figure 3. The interaction between the electrocatalytic substrate and the H_{ad} species, quantified by the HBE, is for instance, illustrated for a series of electrocatalysts with different OHBE values by a series of yellow curves. Similarly, interaction between the electrocatalytic substrate and the OH_{ad} species, quantified by the OHBE, for electrocatalysts with different HBE values is shown by the green curves in Figure 3. The optimal fine-tuning of the adsorption energy of H_{ad} and OH_{ad} , which may lead to the optimal HOR electrocatalysts can then be represented by a combination and simultaneous optimization of both HBE and OHBE descriptors. In that case, different fine-tuned HBE/OHBE combinations can lead to electrocatalysts highly active towards HOR for AEMFCs.

Does water play a role in the AEMFC HOR?

During operation of an AEMFC, the higher overpotential of the HOR at high pH anode electrode is also aggravated by the fact that water needs to be quickly removed from the catalyst layer. In contrast to the acidic counterpart, AEMFC operation involves generation of water as a product of the electrochemical HOR. Figure 4(a) shows a schematic diagram of an anode catalyst layer of AEMFCs. The porous of the anode catalyst layer needs not only to allow the hydrogen transport through the entire layer thickness, but also to 'accommodate' the water generated and allow its efficient removal. Two water molecules per reactant hydrogen molecule are generated (see Equation (2)), in absolute contrast to the HOR in acidic PEMFCs, where water is not taken direct part in the electrochemical reaction. This is a significant amount of water that is generated at the AEMFC anode, twice as much as water generated in the cathode of PEMFCs, per hydrogen molecule (or per electron produced), during the reduction of oxygen. In addition to that, in practical fuel cell systems running under standard gas stoichs, the volumetric flow of hydrogen is around 5 to 10 times lower than that of air. Therefore, with these extreme low hydrogen flows and the high amount of water generated by the HOR, water removal from AEMFC anodes is extremely challenging.

The accumulation of water in the AEMFC anode itself represents also a challenge for the supply of the reactants that as previously discussed, are sufficient to maximize the electrochemical HOR in the cell. Due to this fact, the electrolyte/electrode interface of AEMFCs can behave very differently from other similar electrochemical devices. The characterization of interfacial structure and understanding of fundamental characteristics of the AEMFC electrode/electrolyte interface may help shed

Figure 3



Schematic representation of an ideal simultaneous optimization of HBE and OHBE to evaluate and select electrocatalysts highly active towards HOR for AEMFCs.

210 light on designing and developing highly active non-precious metal HOR electrocatalysts. 211

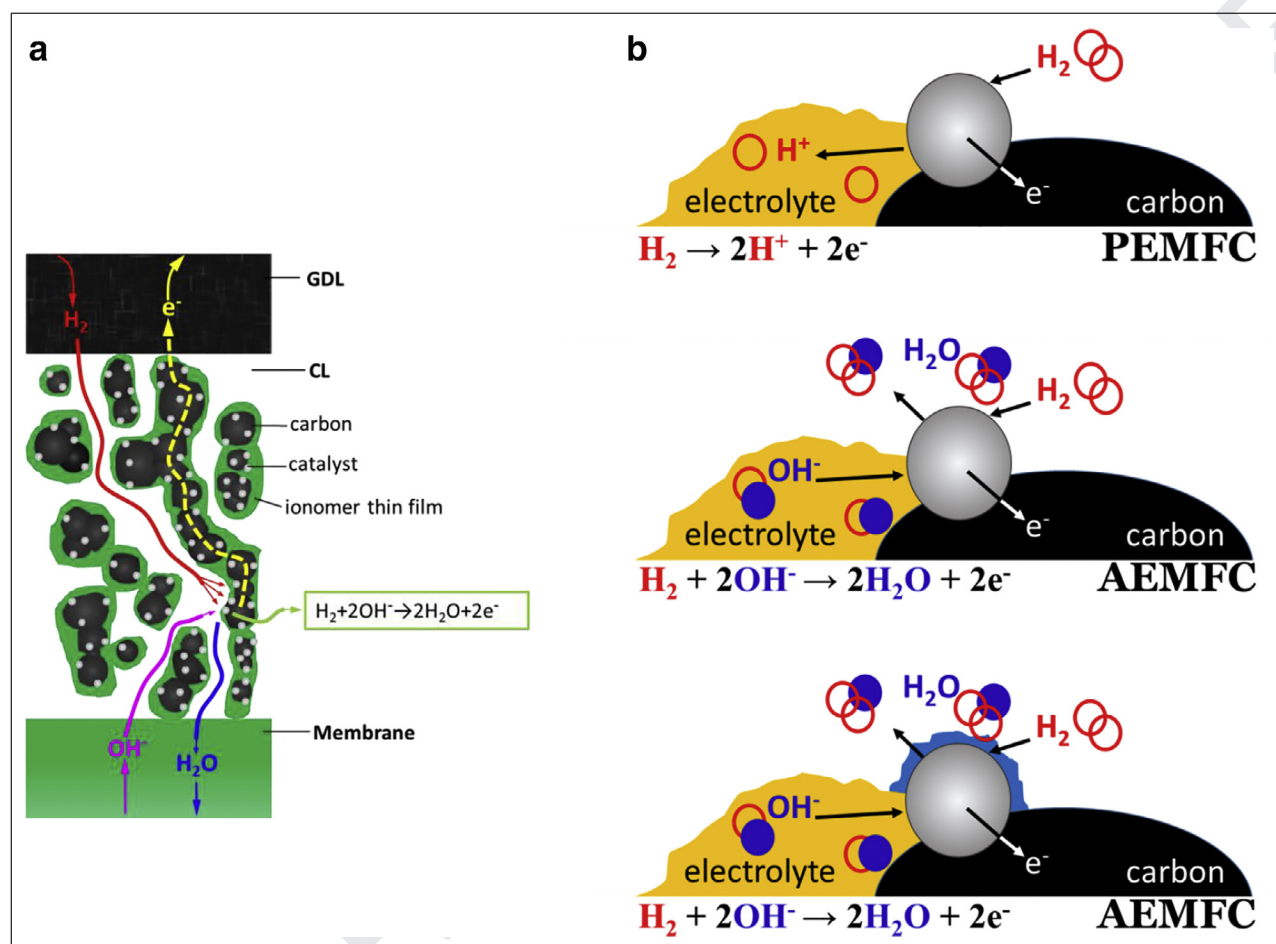
212 **Figure 4(b)** shows a schematic comparison of the triple-phase boundary (TPB) for the electrooxidation of hydrogen for both acidic and alkaline fuel cell environments. As mentioned above, for AEMFCs the supply of hydrogen as well as the supply of OH^- reactants to the TPB are critical for the HOR. Two OH^- anions (of larger ion radius as compared with the H^+ cation radius in the acidic counterpart) should be transported through the solid anion-conducting electrolyte to react with the hydrogen in the TPB. In addition, as HOR occurs, water is generated in the surroundings of the catalyst. If water is not quickly removed from the TPB, a thin film of water will eventually cover the catalyst surface, creating additional resistance to the diffusive transport of the hydrogen to the TPB (see bottom **Figure 4(b)**). As previously discussed, removal of this water film from the fuel electrode is challenging, therefore we expect this film to be of significant thickness, affecting then the overall HOR kinetics. We can also assume that

230 this water film affects the properties of the catalyst, for instance, affecting the HEB and maybe the OHBE and in turn, the HOR activity. Moreover, as the current density in the AEMFC device increases, the amount of water accumulated on the catalyst surrounding increases, generating thicker water films around the catalysts, which in turn are translated to increased resistance of the hydrogen transport through the water film. Taken into account all these effects water has onto the HOR electrocatalysis and AEMFC anodes, would provide a better understanding of the requirements for designing better hydrogen electrooxidation electrocatalysts for this technology. 241

Concluding comments

242 The field of **AEMFCs** has never been more active than in the past couple of years. However, to become a real alternative to the counterpart acidic fuel cells, AEMFCs should be able to equal PEMFC performance while based on affordable PGM-free electrocatalysts. In this work, we have remarked the challenges of HOR in AEMFCs. We highlighted the prohibitive overpotential 249

Figure 4



Schematic diagrams of the (a) AEMFC anode catalyst layer; and (b) a zoom-in into the triple-phase boundary of HOR, showing the differences between acidic and alkaline fuel cell environments.

250 of standard electrocatalysts towards HOR, the need to
 251 have two descriptors to achieve a better understanding
 252 of this reaction, and the importance and challenge of
 253 water in the AEMFC anodes. It is crucial to understand
 254 all these relations in order to develop highly active HOR
 255 PGM-free electrocatalysts for AEMFCs. In particular,
 256 increasing the understanding of the mechanism of reaction
 257 as well as the relationship between the HOR current
 258 density and the descriptors HBE and OHBE, will be
 259 of significant help in solving this major barrier in the
 260 technology, aiming for cells based completely on precious
 261 metal-free AEMFC electrodes.

Acknowledgments

262 This work was partially funded by the Nancy & Stephan Grand Technion
 263 Energy Program (GTEP); by the European Union's Horizon 2020 research
 264 and innovation program [grant No. 721065]; by the Ministry of Science,
 265 Technology & Space of Israel through the M.Era-NET Transnational Call
 266 2015, NEXTGAME project [grant No. 3-12940], through the
 267 Israel-Germany Batteries Collaboration Call 2017 [German grant No. 2675],
 268 and through grant No. 3-12948; by the Israel Science Foundation (ISF)

[grant No. 1481/17]. The authors would also like to acknowledge the
 270 financial support of Melvyn & Carolyn Miller Fund for Innovation, as well
 271 as the support of Planning & Budgeting Committee of ISRAEL Council for
 272 Higher Education (CHE) and Fuel Choice Initiative (Prime Minister Office
 273 of ISRAEL), within the framework of "Israel National Research Center for
 274 Electrochemical Propulsion (INREP)".

References and recommended reading

275 Papers of particular interest, published within the period of review, have
 276 been highlighted as:

- Paper of special interest
- Paper of outstanding interest.

1. Varcoe JR, Atanassov P, Dekel DR, Herring AM, Hickner MA, Kohl PA, Kucernak AR, Mustain WE, Nijmeijer K, Scott K, Xu T, Zhuang L: **Anion-exchange membranes in electrochemical energy systems**. *Energy Environ Sci* 2014, 7:3135–3191. <https://doi.org/10.1039/b000000x>.
2. Gottesfeld S, Dekel DR, Page M, Bae C, Yan Y, Zelenay P, Kim YS: **Anion exchange membrane fuel cells: current status and remaining challenges**. *J Power Sour* 2018, 375:170–184. <https://doi.org/10.1016/j.jpowsour.2017.08.010>.

6 Fuel Cells and Electrolyzers

- 292 3. Dekel DR: **Alkaline membrane fuel cell (AMFC) materials and** 361
 293 **system improvement – state-of-the-art.** *ECS Trans* 2013, 362
 294 **50:2051–2052.** <https://doi.org/10.1149/05002.2051ecst>. 363
- 295 4. Miller HA, Lavacchi A, Vizza F, Marelli M, Di Benedetto F, 364
 296 D'Acapito F, Paska Y, Page M, Dekel DR: **A Pd/C-CeO₂ anode** 365
 297 **catalyst for high-performance platinum-free anion exchange**
 298 **membrane fuel cells.** *Angew Chem Int Ed Engl* 2016, 366
 299 **55:6004–6007.** <https://doi.org/10.1002/anie.201600647>. 367
- 300 5. Dekel DR: **Review of cell performance in anion exchange** 368
 301 **•• membrane fuel cells.** *J Power Sour* 2018, **375:158–169.** 369
 302 <https://doi.org/10.1016/j.jpowsour.2017.07.117>.
 303 Unique study showing a complete review of the cell performance of
 304 state-of-the-art hydrogen-fed anion exchange membrane fuel cells. 370
- 305 6. Omasta TJ, Peng X, Miller HA, Vizza F, Wang L, Varcoe JR, 371
 306 Dekel DR, Mustain WE: **Beyond 1.0 W cm⁻² performance** 372
 307 **without platinum: the beginning of a new era in anion** 373
 308 **exchange membrane fuel cells.** *J Electrochem Soc* 2018, 374
 309 **165:J3039–J3044.** <https://doi.org/10.1149/2.0071815jes>. 375
- 310 7. Bellini M, Miller HA, Pagliaro M, Vizza F, Lenarda A, Fornasiero P, 376
 311 Marelli M, Evangelisti C, Jia Q, Mukrejee S, Jankovic J, Wang L, 377
 312 Varcoe J, Sharma C, Grinberg I, Davydova E, Dekel DR: **Effect of** 378
 313 **Palladium-ceria catalysts with enhanced alkaline hydrogen** 379
 314 **oxidation activity for anion exchange membrane fuel cells.** 380
 315 *Energy Environ Sci* 2018 Submitted. 381
- 316 8. Maurya S, Dumont JH, Villarrubia CN, Matanovic I, Li D, Kim YS, 382
 317 Noh S, Han J, Bae C, Miller HA, Fujimoto CH, Dekel DR: **Insight on** 383
 318 **Surface adsorption affects the performance of alkaline** 384
 319 **anion-exchange membrane fuel cells.** *ACS Catal* 2018, 385
 320 **8:9429–9439.** <https://doi.org/10.1021/acscatal.8b03227>. 386
- 321 9. Omasta TJ, Wang L, Peng X, Lewis CA, Varcoe JR, Mustain WE: **Effect of CO₂** 387
 322 **Importance of balancing membrane and electrode water in** 388
 323 **anion exchange membrane fuel cells.** *J Power Sour* 2018, 389
 324 **375:205–213.** <https://doi.org/10.1016/j.jpowsour.2017.05.006>. 390
- 325 10. Wang L, Magliocca E, Cunningham EL, Mustain WE, Poynton SD, 391
 326 Escudero-Cid R, Nasef MM, Ponce-González J, Bance-Souahli R, 392
 327 Slade RCT, Wheligan DK, Varcoe JR: **Oxygen reduction reaction** 393
 328 **high performance radiation-grafted anion-exchange** 394
 329 **membranes.** *Green Chem* 2017, **19:831–843.** 395
 330 <https://doi.org/10.1039/C6GC02526A>. 396
- 331 11. Dekel DR, Amar M, Willdorf S, Kosa M, Dhara S, Diesendruck CE: **Comparison of new metal organic** 397
 332 **Effect of water on the stability of quaternary ammonium** 398
 333 **groups for anion exchange membrane fuel cell applications.** 399
 334 *Chem Mater* 2017, **29:4425–4431.** 400
 335 <https://doi.org/10.1021/acs.chemmater.7b00958>. 401
- 336 12. Dekel DR, Willdorf S, Ash U, Amar M, Pusara S, Dhara S, 402
 337 Srebnik S, Diesendruck CE: **Nonplatinum cathodic catalysts** 403
 338 **chemical stability of cations and water in anion exchange** 404
 339 **membrane fuel cells environment.** *J Power Sour* 2018, 405
 340 **375:351–360.** <https://doi.org/10.1016/j.jpowsour.2017.08.026>. 406
- 341 13. Diesendruck CE, Dekel DR: **Carbon black supported ultra-high loading silver nanoparticle catalyst and** 407
 342 **Water – a key parameter in the** 408
 343 **stability of anion exchange membrane fuel cells.** *Curr Opin* 409
 344 *Electrochem* 2018, **9:173–178.** 410
 345 <https://doi.org/10.1016/j.coelec.2018.03.019>. 411
- 346 14. Pusara S, Srebnik S, Dekel DR: **Electrocatalysts** 412
 347 **quaternary ammonium solutions at low hydration levels.** *J Phys* 413
 348 *Chem C* 2018, **122:11204–11213.** 414
 349 <https://doi.org/10.1021/acs.jpcc.8b00752>. 415
- 349 15. Willdorf-Cohen S, Mondal AN, Dekel DR, Diesendruck CE: **Unique and comprehensive review study showing the state-of-the-art of** 416
 350 **Chemical stability of poly(phenylene oxide)-based ionomers in** 417
 351 **anion exchange-membrane fuel cell environment.** *J Mater* 418
 352 *Chem A* 2018 Submitted. 419
- 353 16. Dekel DR, Rasin IG, Brandon S: **Hydrogen oxidation and evolution reaction kinetics on platinum: acid vs alkaline** 420
 354 **• in anion exchange membrane fuel cells.** *J. Power Sour* 2018 421
 355 Submitted. 422
 356 Important manuscript showing for first time the effect of water on the 423
 357 performance stability of anion exchange membrane fuel cells. 424
- 358 17. Krewer U, Weinzierl C, Ziv N, Dekel DR: **Towards the computational design of solid catalysts.** *Nat Chem* 2009, 425
 359 *Processes in Anion Exchange Membrane Fuel Cells.* Elsevier Ltd; 426
 360 2017. <https://doi.org/10.1016/j.electacta.2017.12.093>. 427
18. Lafforgue C, Chatenet M, Dubau L, Dekel DR: **Accelerated stress** 361
 362 **test of Pt/C nanoparticles in an interface with an** 363
 364 **anion-exchange membrane – an identical local** 365
 365 **transmission electron microscopy study.** *ACS Catal* 2018, 366
 366 **8:1278–1286.** <https://doi.org/10.1021/acscatal.7b04055>. 367
19. Ziv N, Mustain WE, Dekel DR: **The effect of ambient carbon** 368
 369 **dioxide on anion-exchange membrane fuel cells.** 370
 370 *ChemSusChem* 2018, **11:1136–1150.** 371
 371 <https://doi.org/10.1002/cssc.201702330>. 372
20. Ziv N, Dekel DR: **A practical method for measuring the true** 373
 374 **hydroxide conductivity of anion exchange membranes.** 374
 375 *Electrochem Commun* 2018, **88:109–113.** 376
 376 <https://doi.org/10.1016/j.elecom.2018.01.021>. 377
21. Ziv N, Mondal AN, Weissbach T, Holdcroft S, Dekel DR: **Effect of** 378
 379 **CO₂ on the properties of anion exchange membranes for fuel** 379
 380 **cell applications,** *Macromolecules.* (2018).Submitted 380
 381 381. 381
22. Divekar AG, Park AM, Owczarczyk ZR, Seifert S, Pivovar BS, 382
 383 Herring AM: **Insight on** 383
 384 **A study of carbonate formation kinetics and** 384
 385 **morphological effects observed on OH-form of Pfaem when** 385
 386 **exposed to air containing CO₂.** *ECS Trans* 2017, **80:** 386
 387 **1005–1011.** 387
 388 388. 388
23. Pandey TP, Peters BD, Liberatore MW, Herring AM: **Effect of CO₂** 389
 390 **pure vs air exposed hydroxide ion conductivity in an anion** 390
 391 **exchange membrane for fuel cell applications.** *ECS Trans* 2014, 391
 392 **64:1195–1200.** 392
 393 393. 393
24. Peng J, Roy AL, Greenbaum SG, Zawodzinski TA: **Oxygen reduction reaction** 394
 395 **on silver catalysts in alkaline media: a minireview.** 395
 396 *ChemElectroChem* 2018:1–15. 396
 397 <https://doi.org/10.1002/celec.201800913>. 397
25. Erikson H, Sarapuu A, Tammeveski K: **Comparison of new metal organic** 398
 399 **framework-based catalysts for oxygen reduction reaction.** *Data* 398
 400 *Br* 2018, **19:281–287.** <https://doi.org/10.1016/j.dib.2018.05.011>. 399
26. Gonen S, Elbaz L: **Electrochemical and fuel cell evaluation of CO based catalyst for oxygen** 400
 401 **reduction in anion exchange polymer membrane fuel cells.** *J* 401
 402 *Power Sour* 2011, **196:7594–7600.** 402
 403 <https://doi.org/10.1016/j.jpowsour.2011.04.045>. 403
27. Mamlouk M, Kumar SMS, Gouerec P, Scott K: **Nonplatinum cathodic catalysts** 404
 405 **for fuel cells with alkaline electrolyte (Review).** *Russ J* 404
 406 *Electrochem* 2016, **52:193–219.** 405
 407 <https://doi.org/10.1134/S1023193516030113>. 406
28. Tarasevich MR, Davydova ES: **Carbon black supported ultra-high loading silver nanoparticle catalyst and** 407
 408 **its enhanced electrocatalytic activity towards oxygen** 408
 409 **reduction reaction in alkaline medium.** *J Electroanal Chem* 2013, 409
 410 **696:9–14.** <https://doi.org/10.1016/j.jelechem.2013.02.018>. 410
29. Xu X, Tan C, Liu H, Wang F, Li Z, Liu J, Ji J: **Electrocatalysts** 411
 412 **•• for hydrogen oxidation reaction in alkaline electrolytes.** *ACS* 412
 413 *Catal* 2018, **8:6665–6690.** 413
 414 <https://doi.org/10.1021/acscatal.8b00689>. 414
30. Davydova ES, Mukerjee S, Jaouen F, Dekel DR: **Unique and comprehensive review study showing the state-of-the-art of** 415
 416 **hydrogen oxidation reaction in alkaline media.** 416
31. Sheng W, Gasteiger HA, Shao-Horn Y: **Hydrogen oxidation and evolution reaction kinetics on platinum: acid vs alkaline** 417
 418 **electrolytes.** *J Electrochem Soc* 2010, **157:** 418
 419 **B1529–B1536.** 419
 420 420. 420
32. Nørskov JK, Bligaard T, Rossmeisl J, Christensen CH: **Towards the computational design of solid catalysts.** *Nat Chem* 2009, 421
 422 **1:37–46.** <https://doi.org/10.1038/nchem.121>. 422
 423 423. 423
33. Trasatti S: **Work function, electronegativity, and electrochemical behaviour of metals: III. Electrolytic hydrogen evolution in acid solutions.** *J Electroanal Chem Interfacial Electrochem* 1972, **39:163–184.** 424
 425 425. 425
 426 426. 426
 427 427. 427

- 428 34. Conway BE: **Electrochemical processes involving H adsorbed**
429 **on metal electrode surfaces**: *Interfacial Electrochemistry: Theory:*
430 *Experiment, and Applications*. Edited by Wieckowski A, 1st ed.
431 CRC Press/Taylor & Francis; 1999.
- 432 35. Greeley J, Markovic NM: **The road from animal electricity to**
433 **green energy: combining experiment and theory in**
434 **electrocatalysis**. *Energy Environ Sci* 2012, **5**:9246–9256.
435 <https://doi.org/10.1039/c2ee21754f>.
- 436 36. Elbert K, Hu J, Ma Z, Zhang Y, Chen G, An W, Liu P, Isaacs HS,
437 Adzic RR, Wang JX: **Elucidating hydrogen oxidation/evolution**
438 **kinetics in base and acid by enhanced activities at the**
439 **optimized Pt shell thickness on the Ru core**. *ACS Catal* 2015,
440 **5**:6764–6772. <https://doi.org/10.1021/acscatal.5b01670>.
- 441 37. Ramaswamy N, Ghoshal S, Bates MK, Jia Q, Li J, Mukerjee S:
442 • **Hydrogen oxidation reaction in alkaline media: relationship**
443 **between electrocatalysis and electrochemical double-layer**
444 **structure**. *Nano Energy* 2017, **41**:765–771.
445 <https://doi.org/10.1016/j.nanoen.2017.07.053>.
446 Comprehensive study on the mechanism of reaction of electrooxidation
447 of hydrogen in alkaline medium.
- 448 38. Durst J, Siebel A, Simon C, Hasché F, Herranz J, Gasteiger HA:
449 **New insights into the electrochemical hydrogen oxidation and**
450 **evolution reaction mechanism**. *Energy Environ Sci* 2014,
451 **7**:2255–2260. <https://doi.org/10.1039/c4ee00440j>.
39. Strmcnik D, Uchimura M, Wang C, Subbaraman R, Danilovic N, 452
•• Van Der Vliet D, Paulikas AP, Stamenkovic VR, Markovic NM: 453
Improving the hydrogen oxidation reaction rate by promotion 454
of hydroxyl adsorption. *Nat Chem* 2013, **5**:300–306. 455
<https://doi.org/10.1038/nchem.1574>. 456
Very important study pointing out the challenge and importance of 457
hydrogen oxidation reaction in anion exchange membrane fuel cells. 458
40. Zheng J, Sheng W, Zhuang Z, Xu B, Yan Y: **Universal dependence** 459
of hydrogen oxidation and evolution reaction activity of 460
platinum-group metals on pH and hydrogen binding energy. 461
Sci Adv 2016, **2**:1–9. <https://doi.org/10.1126/sciadv.1501602>. 462
41. Koper MTM: **Hydrogen electrocatalysis: a basic solution**. *Nat* 463
Chem 2013, **5**:255–256. <https://doi.org/10.1038/nchem.1600>. 464
42. Davydova E, Zaffran J, Dhaka K, Toroker M, Dekel D: **Hydrogen** 465
oxidation on Ni-based electrocatalysts: the effect of metal 466
doping. *Catalysts* 2018, **8**:454. 467
<https://doi.org/10.3390/catal8100454>. 468