



HAL
open science

γ -Fluorinated analogues of glutamic acid and glutamine

R. Dave, B. Badet, Patrick Meffre

► **To cite this version:**

R. Dave, B. Badet, Patrick Meffre. γ -Fluorinated analogues of glutamic acid and glutamine. *Amino Acids*, 2003, 24 (3), pp.245-261. <10.1007/s00726-002-0410-9>. <hal-02002676>

HAL Id: hal-02002676

<https://hal.science/hal-02002676v1>

Submitted on 11 Feb 2019

HAL is a multi-disciplinary open access archive for the deposit and dissemination of scientific research documents, whether they are published or not. The documents may come from teaching and research institutions in France or abroad, or from public or private research centers.

L'archive ouverte pluridisciplinaire **HAL**, est destinée au dépôt et à la diffusion de documents scientifiques de niveau recherche, publiés ou non, émanant des établissements d'enseignement et de recherche français ou étrangers, des laboratoires publics ou privés.



HAL Authorization

γ -Fluorinated analogues of glutamic acid and glutamine

Review Article

R. Dave¹, B. Badet², and P. Meffre¹

¹UMR 7573-C.N.R.S., ENSCP, Paris, France

²UPR 2301-CNRS, ICSN, Gif-sur-Yvette, France

Summary. γ -Fluorinated analogues of glutamic acid and glutamine are compounds of biological interest. Syntheses of such compounds are extensively reviewed in this article. 4-Fluoroglutamic acid was prepared as a mixture of racemic diastereomers by Michael reaction, inverse-Michael reaction or by electrophilic / nucleophilic fluorination. Optically enriched 4-fluoroglutamic acids were obtained by several resolution techniques as well as by asymmetric methodologies using the chiral pool. 4-Fluoroglutamine was prepared as a mixture of stereoisomers as well as in racemic *erythro* and *threo* forms from the corresponding 4-fluoroglutamic acids using aminolysis and conventional protection and deprotection strategies. Racemic 4,4-difluoroglutamic acid was synthesized by a nitroaldol reaction and its L-enantiomer obtained *via* three different asymmetric routes. Racemic 4,4-difluoroglutamic acid was converted into the corresponding 4,4-difluoroglutamine using a protection / aminolysis / deprotection sequence while N-Boc-L-4,4-difluoroglutamine was prepared directly from (*R*)-Garner's aldehyde using a Reformatsky reaction as the key step.

Keywords: Glutamine – Glutamine-dependent amidotransferase – γ -Fluorinated glutamic acid – γ -Fluorinated glutamine – 4-Fluoroglutamic acid – 4-Fluoroglutamine – 4-Fluoromethotrexate – γ,γ -Difluorinated glutamic acid – γ,γ -Difluorinated glutamine – 4,4-Difluoroglutamic acid – 4,4-Difluoroglutamine – 4,4-Difluoromethotrexate

Abbreviations: Ac, acetyl; ACN, acetonitrile; Boc, *tert*-butyloxycarbonyl; Bu₂BOTf, dibutylboron triflate; CbzCl, benzyl chloroformate; CTT, 2-chloro-1,1,2-trifluorotriethylamine; DAST, (diethylamino)sulfur trifluoride; DEAD, diethylazodicarboxylate; DHFR, dihydrofolate reductase; DIEA, diisopropylethylamine; DMAP, dimethylaminopyridine; DMP, dimethoxypropane; EDC, ethylene dichloride; 4-FGlu, 4-fluoroglutamic acid; 4,4-F2Glu, 4,4-difluoroglutamic acid; 4,4-F2MTX, 4,4-difluoromethotrexate; 4-FMTX, 4-fluoromethotrexate; FPGS, folylpoly- γ -glutamate synthetase; Glu, glutamic acid; Gn, glutamine; Gn-AT, glutamine-dependent amidotransferase; HCl, hydrochloric acid; HPLC, high performance liquid chromatography; HQ, hydroquinone; LDA, lithium diisopropylamide; MeOH, methanol; MTX, methotrexate; MTPA, α -methoxy- α -(trifluoromethyl)phenylacetic acid; NBS,

N-bromosuccinimide; NFSi, N-fluorobenzenesulfonimide; NMR, nuclear magnetic resonance; 2-PrOH, isopropanol; PTSA, p-toluenesulfonic acid; TCDI, thiocarbonyldiimidazole; TEMPO, 2,2,6,6-tetramethyl piperidine-1-oxyl; TFA, trifluoroacetic acid.

Introduction and goals

It is well recognized that replacing a hydrogen atom by a fluorine atom in a chemical entity can bring significant changes in its chemical and biochemical behaviour. Fluorine, due to its strong electron withdrawing effect (with reduced steric requirements) can have noticeable consequences on the electron distribution and subsequently on the acidity or basicity of the neighbouring group thereby changing the overall reactivity and stability of the molecule.

These impacts of fluorine atoms in biologically relevant molecules, especially in amino acids, can be advantageously exploited to lead to potent therapeutic agents through proper understanding of some biochemical properties such as:

- identification of binding sites with naturally occurring macromolecules such as enzymes, receptors, etc . . .
- increasing resistance to metabolic transformation due to the strong carbon-fluorine bond.
- investigation of recognition properties, mechanism and structure of enzymes through modification of the chemical reactivity with the use of fluorinated compounds as biological tracers and as mechanistic probes.

Introduction of fluorine atom at the C-4 position of glutamic acid has been realized in the screening of modulators for folate poly- γ -glutamate biosynthesis and to study the role of analogous derivatives of antifolates such as methotrexate (MTX) in the cytotoxic action of these drugs. In one of the crucial steps, the γ -carboxyl group of the C-terminal glutamate is activated by the enzyme prior to peptide coupling. Therefore, introducing one or more fluorine atoms in the α position with respect to the γ -carboxyl side chain could interfere with such biological processes (Hart et al., 1996; Tsukamoto et al., 1996). As a second illustration, enantiomerically pure 4-fluoroglutamic acids were employed for investigating the mechanism of the vitamin K-dependent carboxylation of glutamic acid residues present in several proteins (Dubois et al., 1983).

Glutamine, the most abundant amino acid in the body, was originally classified as a “non-essential” amino acid. However, it is now considered as “conditionally essential” particularly after clinical trauma such as major surgery or burns (Castell and Newsholme, 2001). It was established in the early 1980s that glutamine is an important fuel for some key cells of the immune system (Ardawi and Newsholme, 1983).

In living cells, glutamic acid and glutamine are the main storage forms of nitrogen for the synthesis of macromolecules. While glutamate is able to deliver its α -amino group by transamination, labilisation by amide bond cleavage of glutamine δ nitrogen requires intervention of the catalytic machinery of glutamine-dependant amidotransferases (Gn-AT). Glucosamine-6-phosphate synthase, one of the Gn-AT, is involved in the biosynthesis of D-glucosamine 6-phosphate. The considerable involvement of D-glucosamine 6-phosphate synthase in a number of biological processes such as the biosynthesis of bacterial peptidoglycane or fungal cell wall and its potential as a therapeutic target in type-2 diabetes, requires the precise understanding of its mechanism at the molecular level (Massière and Badet-Denisot, 1998; Teplyakov et al., 2002). It was hypothesised that fluorinated analogues of glutamine, particularly with fluorine in the α -position to the amide group, might interfere with the normal nitrogen transfer processes providing the basis for possible therapeutic agents.

Several reviews dealing with the synthetic aspects of different classes of fluorinated amino acids have

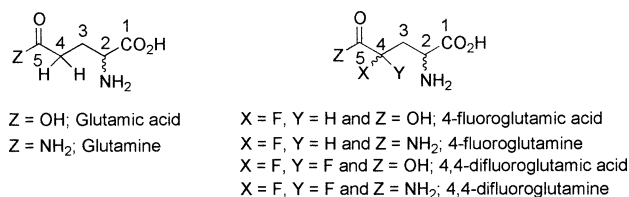


Fig. 1. Glutamic acid, glutamine and γ -fluorinated glutamic acids and glutamines

emerged in the area of fluorine chemistry. “Synthesis of γ -fluoro- α -amino acids” (Haufe and Kroger, 1996), “Syntheses of fluorinated amino acids: from the classical to the modern concept” (Tolman, 1996) and “Synthesis of fluorinated amino acids” (Sutherland and Willis, 2000) are among the most recent ones. Kukhar and Soloshonok (Kukhar and Soloshonok, 1995) have comprehensively reviewed the syntheses and properties of fluorinated amino acids. Welch and Hudlicky have surveyed the general fluorination methodologies to account for the increasing interest of biochemists in fluoro compounds, reflected by an increasing number of relevant publications, particularly at the interface of fluorine/bioorganic chemistry (Welch, 1991; Hudlicky, 1992). Although these reviews discuss in depth the chemistry of different classes of fluorinated compounds, there has not been much emphasis on the synthetic aspects of γ -fluorinated glutamic acid and glutamine (Fig. 1). The present review discusses the syntheses of γ -fluorinated glutamines and glutamic acids described to date, with particular emphasis on asymmetric pathways and strategies of resolution of stereoisomers leading to γ -fluorinated compounds in diastereo- and enantiomerically enriched forms.

1 Syntheses of 4-fluoroglutamic acid 1 and 4-fluoroglutamine 2

The presence of two stereocentres in 4-fluoroglutamic acid **1** and 4-fluoroglutamine **2** implies that they exist as two diastereomeric pairs of enantiomers as depicted in Fig 2.

1.1 4-Fluoroglutamic acid 1

Several methods for the preparation of 4-fluoroglutamic acid **1** in racemic and enantiomerically pure form have been described in the literature.

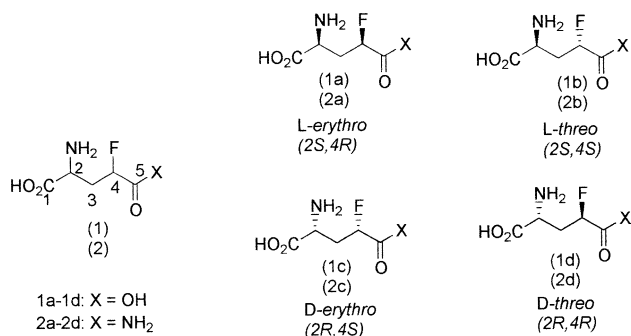


Fig. 2. Stereoisomeric forms of 4-fluoroglutaric acid **1** and 4-fluoroglutamine **2**

1.1.1 Preparations of 4-fluoroglutaric acid **1** as a mixture of stereoisomers

4-Fluoroglutaric acid **1** was prepared by Michael reaction, inverse Michael reaction or by using different electrophilic fluorinating agents.

a) Michael reaction

In 1960, Hudlicky reported the first synthesis of 4-fluoroglutaric acid **1** in racemic form by a Michael reaction. Historically, it is the first synthesis of any monofluorinated aliphatic amino acid. Ethyl α -fluoroacrylate **5** was subjected to Michael addition with diethyl acetamidomalonate **6** to yield ethyl α -carboethoxy- α -acetamido- γ -fluoroglutarate **7**, which on acid hydrolysis followed by neutralisation with silver oxide gave 4-fluoroglutaric acid **1** in 31% overall yield based on **5** (Hudlicky, 1960; 1961). The limitation of the approach was however the poor accessibility to the Michael acceptor **5** which was obtained in a poor 10% yield by a two-step procedure starting from ethyl α,α,β -tribromopropionate **3**. Upon fluorination with mercurous fluoride and iodine, **3** yielded ethyl α,β -dibromo- α -fluoropropionate **4**, which on subsequent dehalogenation with zinc gave ethyl α -fluoroacrylate **5** (Scheme 1).

4-Fluoroglutaric acid **1** was found to slightly inhibit the growth of *Mycobacterium tuberculosis*

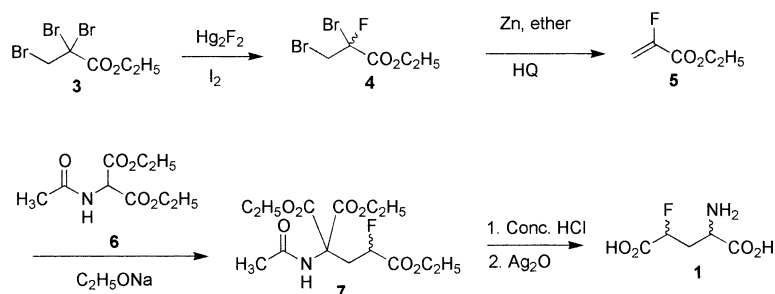
at a concentration of 50 μ g/mL over one week incubation.

Tolman and Veres improved the synthesis of **1** by using 3,3,3',3'-tetramethyl-1,1'-spirobiindane-5,6,5',6'-tetrol as a stabilizer for the Michael acceptor **5**. With this additive, which is more stable in alkaline medium than hydroquinone, the yield of the Michael adduct **7** was enhanced by 21% (Tolman and Veres, 1967).

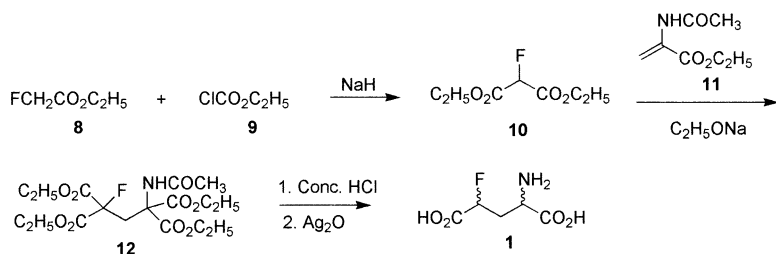
Later on, the same authors optimised both the preparation and the reaction of the Michael acceptor to prepare 4-fluoroglutaric acid **1** on multigram scale. Ethyl 2-fluoroacrylate **5** of high purity was first prepared in quantitative yield by vacuum distillation of a mixture of potassium phthalimide and ethyl 2-fluoro-3-(4'-toluenesulphonyloxy)propionate (Tolman and Spronglova, 1983; Tolman and Veres, 1964). Freshly prepared ethyl 2-fluoroacrylate **5** was then immediately subjected to Michael addition with diethyl acetamidomalonate **6** to afford the adduct **7** in 80–88% yield. Acid hydrolysis followed by neutralisation with pyridine and addition of ethanol gave crystalline 4-fluoroglutaric acid **1** in yields as high as 80% (Tolman, 1993). With these refinements of the method, multigram quantities of 4-fluoroglutaric acid **1** were prepared.

b) Inverse-Michael reaction

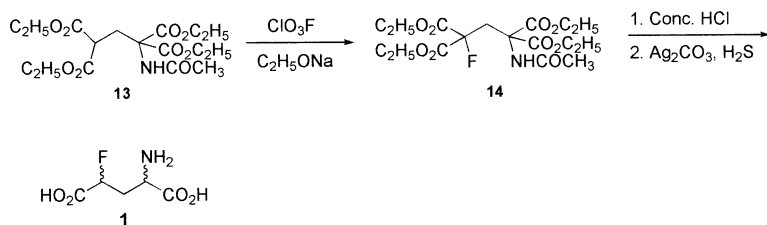
Using diethyl fluoromalonate **10** as Michael donor, Buchanan et al. advantageously inverted the Michael substrates in the original synthesis reported by Hudlicky (Hudlicky, 1960 and 1961). Diethyl fluoromalonate **10** was added to ethyl α -acetamidoacrylate **11** to yield diethyl α -acetamido- α' -carboethoxy- α' -fluoroglutarate **12** in good yield along with a small amount of 3,5-dicarboethoxy-3-fluoro-2-pyrrolidone, due to ring closure. The mixture was subjected to acid hydrolysis then neutralized with silver oxide to give 4-fluoroglutaric acid **1** in 56% overall yield based on diethyl fluoromalonate **10** (Buchanan et al., 1962) (Scheme 2).



Scheme 1. First synthesis of 4-fluoroglutaric acid **1**



Scheme 2. Synthesis of 4-fluoroglutamic acid **1** by inverse Michael reaction



Scheme 3. Synthesis of 4-fluoroglutamic acid **1** by electrophilic fluorination

The key Michael donor, diethyl fluoromalonate **10** was prepared from ethyl fluoroacetate **8** and ethyl chloroformate **9** in 24% yield.

c) Fluorination

Perchloryl fluoride (ClO_3F) and 2-chloro-1,1,2-trifluorotriethylamine (CTT) have been used as the electrophilic and nucleophilic fluorinating agents respectively for the preparation of 4-fluoroglutamic acid **1**.

- *Using perchloryl fluoride:* Alekseeva et al. developed a novel and concise approach to synthesis of 4-fluoroglutamic acid **1** using electrophilic fluorination of the appropriately substituted tetraester **13** with perchloryl fluoride (ClO_3F). The starting substance, tetraethyl 1-acetamido-1,1,3,3-propanetetracarboxylate **13** was obtained by condensation of malonic ester with paraformaldehyde and diethyl acetamidomalonate using a known literature procedure (Kaneko et al., 1962). The treatment of the sodium salt of **13** with perchloryl fluoride (ClO_3F) gave tetraethyl 1-acetamido-3-fluoro-1,1,3,3-propanetetracarboxylate **14** in 70–75% yield. Following acid hydrolysis and decarboxylation, **14** afforded 4-fluoroglutamic acid hydrochloride, directly converted into free amino acid by silver carbonate. Excess of silver was removed as silver sulfide by action of hydrogen sulfide and 4-fluoroglutamic acid **1** was obtained in 83–88% yield based on the fluorinated tetraester derivative **14** (Alekseeva et al., 1967) (Scheme 3).

At the same time, Tolman and Veres also independently reported, a similar synthesis of 4-fluoroglutamic acid **1** by electrophilic fluorination of tetraethyl 1-acetamido-1,1,3,3-propanetetracarboxylate **13** with

perchloryl fluoride (ClO_3F) (Tolman and Veres, 1966). Although the procedure employed by these authors was short and relatively better than the former, the major hurdle was the safety hazards involved in the fluorination step, particularly when the reactions were carried out on a large scale.

- *Using 2-chloro-1,1,2-trifluorotriethylamine (CTT):* The best way to resolve the hazards involved in the fluorination step was to switch to a safer fluorinating agent. Bergmann and Chun-Hsu synthesised 4-fluoroglutamic acid **1** using CTT-mediated nucleophilic fluorination of an appropriately substituted hydroxyl compound **19**. Etherification of ethyl 3-chloro-2-hydroxypropionate **15** with isobutylene afforded the ether derivative **16** which was condensed with diethyl acetamidomalonate **17**. The ether group of the adduct **18** was hydrolysed and the deprotected alcohol group was substituted by fluorine using CTT **20**. The fluorine derivative **21** was then hydrolysed, decarboxylated and neutralised with silver oxide to give 4-fluoroglutamic acid **1** in 15% overall yield based on **15** (Bergmann and Chun-Hsu, 1973) (Scheme 4).

All the existing procedures afforded 4-fluoroglutamic acid **1** as an uncontrolled mixture of stereoisomers. Generally, for biochemical studies, stereochemically pure materials are more informative.

1.1.2 Preparations of enantiomerically enriched 4-fluoroglutamic acid (**1a–1d**)

Asymmetric syntheses and resolution techniques coupled with enzymatic reactions have been

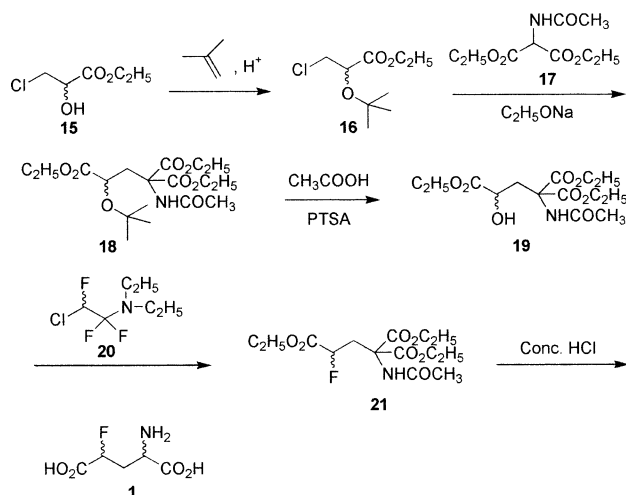
extensively used to obtain all the four stereoisomers of 4-fluoroglutamic acid **1**.

1.1.2.1 Resolution methods

1.1.2.1.1 L-erythro and L-threo-4-fluoroglutamic acid (**1a** & **1b**)

L-threo and *L-erythro*-4-Fluoroglutamic acid have been resolved from their racemic mixtures by two different strategies.

a) *By ion-exchange chromatography and aminopeptidase resolution:* Marquet prepared optically pure *L-erythro*-4-fluoroglutamic acid **1a** and *L-threo*-4-fluoroglutamic acid **1b** by resolution of racemic 4-



Scheme 4. Bergmann's synthesis of 4-fluoroglutamic acid **1**

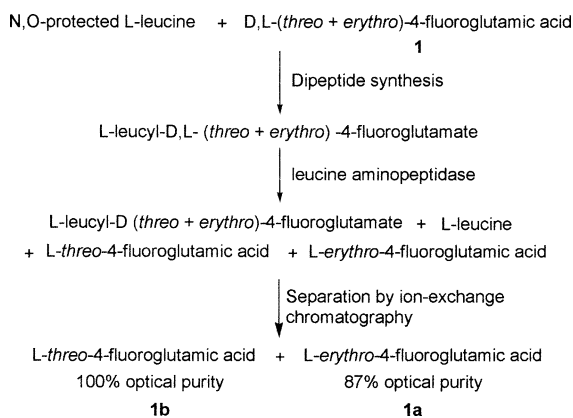


Fig. 3. Preparation of optically pure *L-threo*-4-fluoroglutamic acid **1b**

fluoroglutamic acid **1** using anion exchange chromatography coupled with an enzymatic reaction (Dubois et al., 1983). **1** was prepared using the Michael reaction described above (Buchanan et al., 1962; Hudlicky, 1960 and 1961) and converted into *L-leucyl*-*D,L*-(*threo*+*erythro*)-4-fluoroglutamate by coupling with *N,O*-protected *L-leucine* (Fig. 3). The dipeptide mixture was resolved with leucine aminopeptidase into a mixture of *L-threo*- and *L-erythro*-4-fluoroglutamates. Ion-exchange chromatography allowed separation of optically pure *L-threo*-4-fluoroglutamic acid **1b** and *L-erythro*-4-fluoroglutamic acid **1a** in 87% ee as determined by HPLC (Bory et al., 1984).

As *L-erythro*-4-fluoroglutamic acid **1a** was not obtained in high optical purity, an alternative approach was used. The mixture of racemic diastereomers of 4-fluoroglutamic acid **1** was separated into *D,L-erythro* and *D,L-threo*-4-fluoroglutamic acid by the ion-exchange method. Chromatographically pure *D,L-erythro*-4-fluoroglutamic acid (**1a** + **1c**) was converted to *L-leucyl*-*D,L-erythro*-4-fluoroglutamate. *L-Leucyl-L-erythro*-4-fluoroglutamate was isolated by ion-exchange chromatography and hydrolysed by leucine amidopeptidase to give optically pure *L-erythro*-4-fluoroglutamic acid **1a** as shown by HPLC (Fig. 4) (Bory et al., 1984).

Actually, Unkeles and Goldman previously used this methodology to obtain *L-threo*-4-fluoroglutamic

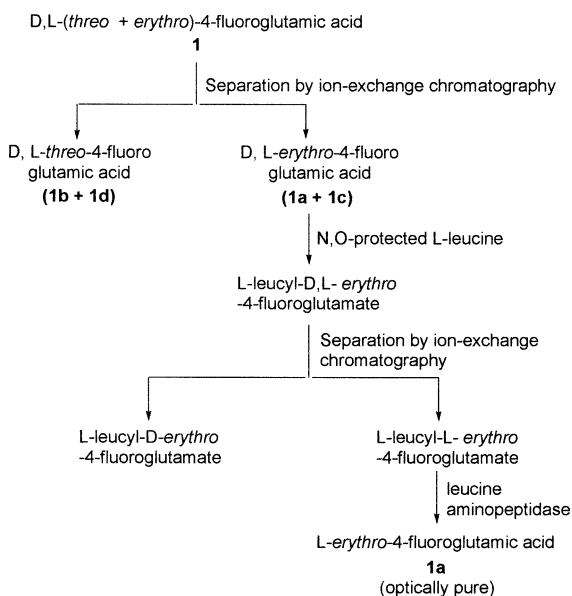


Fig. 4. Preparation of optically pure *L-erythro*-4-fluoroglutamic acid **1a**

acid **1b** and L-*erythro*-4-fluoroglutamic acid **1a** (Unkeless and Goldman, 1970 and 1971), but the authors did not report the optical rotations and NMR data of the compounds.

With the emergence of this first report on the resolution of 4-fluoroglutamic acid **1**, Tolman realized the importance of analytical techniques to determine the stereochemical composition of 4-fluoroglutamic acid **1** samples. The known quantitative cyclization of diethyl 4-fluoroglutamate into a pyrrolidone derivative at high temperature was advantageously exploited to develop an elegant GC method. 4-Fluoroglutamic acid **1** was esterified and injected directly into the injection port at the temperature range of 190 to 230°C allowing separation of *erythro* and *threo* isomers on several types of columns (Tolman et al., 1984). Soon after, Azerad reported gas chromatography resolution of the four stereoisomers as their N-trifluoroacetyl diisopropyl esters (Mauris et al., 1985).

b) Recrystallisation and aminoacylase resolution: Kawada et al. also reported the resolution of L-*threo* and L-*erythro*-4-fluoroglutamic acid by controlled crystallisation of N-acyl derivatives followed by enzymatic reaction. They claimed that the resolution method is practical and safe for large-scale preparations. The procedure involves the conversion of racemic 4-fluoroglutamic acid **1** to N-chloroacetyl-4-fluoroglutamic acid 5-methyl ester **22**, followed by recrystallisation from 2-butanone to afford D,L-*erythro* enriched (*erythro* >99%) **23** and D,L-*threo* enriched (*threo:erythro* 94:6) **24** diastereomers in 47 and 54% yield, respectively. Subsequent enzymatic resolution of the separated diastereomers using aminoacylase at pH 6.0 gave enantiomerically pure L-isomers in 86% yield after ion-exchange column chromatography (Kokuryo et al., 1996) (Scheme 5).

1.1.2.1.2 Resolution of all four stereoisomers of 4-fluoroglutamic acid (**1a–1d**)

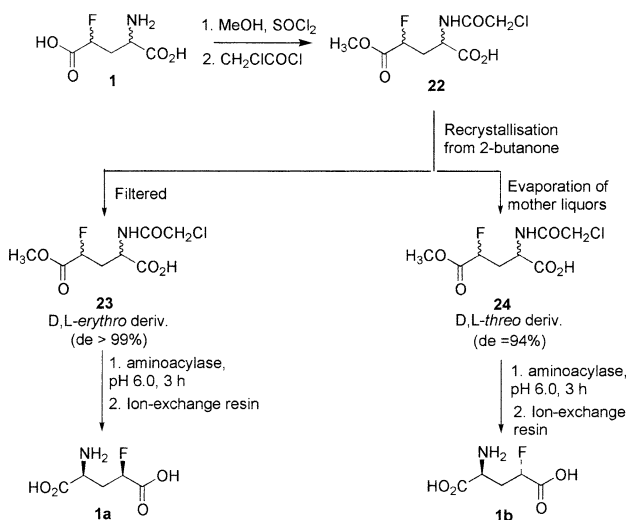
Tolman et al. prepared all four stereoisomers of 4-fluoroglutamic acid **1** in more than 97% optical purity. L-*erythro*, D-*erythro* and L-*threo*-4-Fluoroglutamic acid (**1a**, **1c** & **1b**) were resolved by preferential crystallisation of appropriately derivatised **1** while the fourth stereoisomer, D-*threo*-4-fluoroglutamic acid **1d** required an additional enzymatic resolution step.

4-Fluoroglutamic acid **1** was esterified with HCl/methanol and recrystallised from methanol/ether

to give the hydrochloride salt of dimethyl 4-fluoroglutamate enriched in the *erythro* form (crop 1). Mother liquors were concentrated and crystallised twice from methanol/ether to give a second crop (crop 2) of ester salt derivative enriched in the *erythro* form. As further treatment of the mother liquors gave the *threo* isomer in less than 92% optical purity, an alternative effective way was developed.

Thus, the mother liquors were concentrated and subjected to acid hydrolysis to give a mixture of *erythro* and *threo* 4-fluoroglutamic acid in approximately 1:2 ratio. 4-Fluoroglutamic acid enriched in the *threo* form was esterified with 2-propanol/HCl and crystallised from acetone to give *threo* enriched diisopropyl 4-fluoroglutamate salt (crop 3). Mother liquors were concentrated and recrystallized again to give another crop of *threo* enriched isomer (crop 4). The two crops of *erythro* (crop 1 and 2) and *threo* (crop 3 and 4) enriched isomers were individually combined and recrystallised from methanol/ether and acetone, respectively. Finally, the ester derivatives of the *erythro* and *threo* isomers were hydrolysed and neutralised with pyridine to afford diastereomerically pure *erythro* 4-fluoroglutamic acid (**1a** + **1c**) and *threo* 4-fluoroglutamic acid (**1b** + **1d**) in 54 and 52% overall yield, respectively, based on **1** (Fig. 5) (Tolman et al., 1993).

Tolman and Simek further pursued the resolution of *erythro* and *threo* 4-fluoroglutamic acid into their individual enantiomers by using chiral amines.



Scheme 5. Preparation of L-*erythro* and L-*threo*-4-fluoroglutamic acid (**1a** & **1b**) by aminoacylase resolution

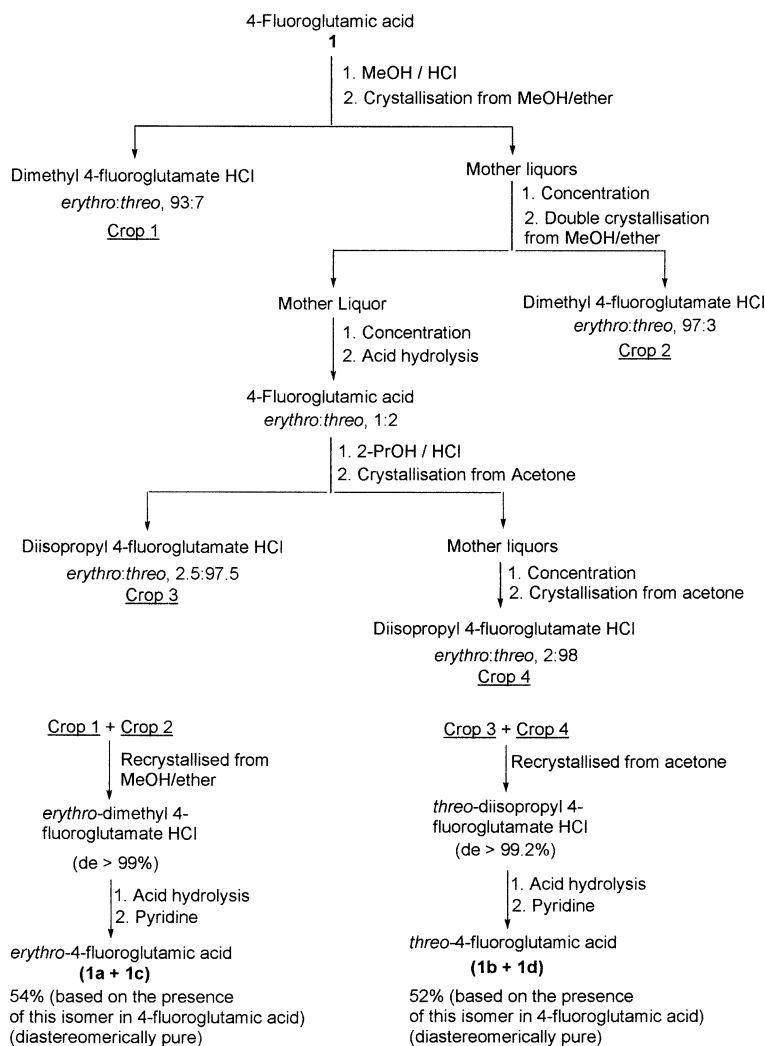


Fig. 5. Separation of 4-fluoroglutamic acid **1** into *erythro* (**1a + 1c**) and *threo* (**1b + 1d**) diastereomers

Thus, *erythro*-4-fluoroglutamic acid (**1a + 1c**) was converted into the diastereomeric salts with cinchonine or cinchonidine. The salt of *L-erythro* acid was crystallised from 50% aqueous dioxane with more than 97% optical purity (crop 1). Mother liquors were concentrated and recrystallised from 50% aqueous dioxane to afford *D-erythro* acid salt with 88% optical purity (crop 2). Mother liquors were again concentrated and systematically crystallised from 50% aqueous dioxane to give a second crop of *L-erythro* salt (crop 3) and *D-erythro* salt (crop 4) with 98% and 95.5% optical purity, respectively. The combined crop of *L-erythro* salt (crop 1 and 3) and *D-erythro* salt (crop 2 and 4) were individually released from their chiral auxiliary to afford *L-erythro* and *D-erythro*-4-fluoroglutamic acids in 100% and 97.5% optical purity, respectively (Fig. 6). Overall yields of *L-erythro* and *D-erythro* acids were 70.2 and 47%, respectively,

based on the presence of these enantiomers in *erythro*-4-fluoroglutamic acid (**1a + 1c**) (Tolman and Simek, 2000).

Attempts to resolve *threo*-4-fluoroglutamic acid (**1b + 1d**) in non-derivatised form with chiral amines were unsuccessful. However, this turned out to be possible with quinine by converting *threo* acid into the *N*-acetyl derivative.

In an earlier publication, Tolman reported the isolation of enantiomerically pure *D-threo*-4-fluoroglutamic acid **1d** from its racemic *threo* isomer using brucine as the resolving agent. The overall yield and detailed experimental procedure were not given (Tolman et al., 1985).

The quinine *N*-acetyl *L-threo*-4-fluoroglutamate was obtained with more than 92% optical purity by crystallisation from water. One additional crystallisation enhanced the optical purity to more than 98%.

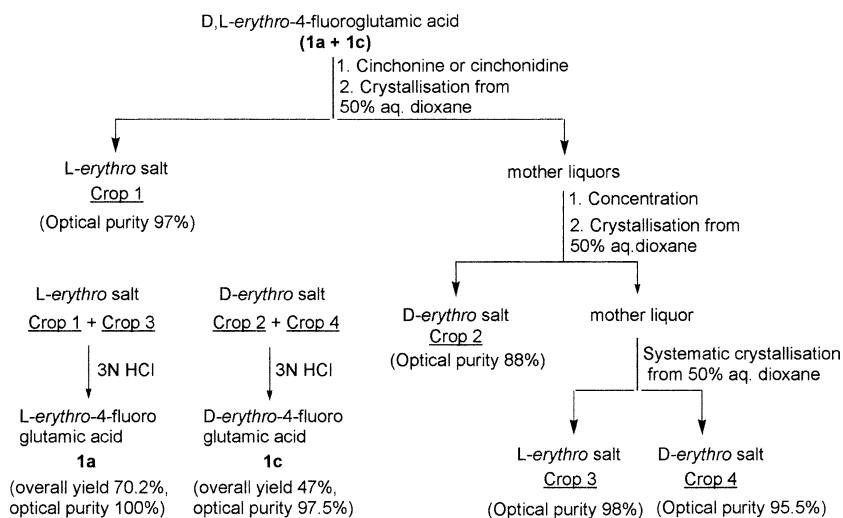


Fig. 6. Resolution of *erythro* 4-fluoroglutamic acid (**1a** + **1c**) with chiral bases

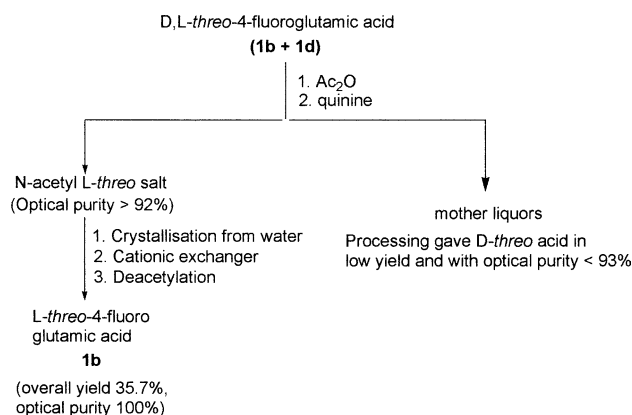
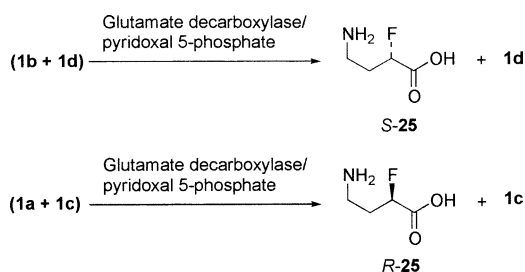


Fig. 7. Resolution of *threo* 4-fluoroglutamic acid (**1b** + **1d**) with chiral base

Cationic exchange purification followed by deacetylation under acidic conditions afforded optically pure L-*threo* acid **1b** in 35.7% overall yield based on *threo*-4-fluoroglutamic acid (**1b** + **1d**) (Fig. 7). However, processing of the mother liquors obtained from the isolation of the quinine salt of L-*threo* acid yielded D-*threo* acid **1d** in low yield and optical purity less than 93% (Tolman and Simek, 2000).

As a result, an enzymatic approach was explored for the preparation of D-*threo*-4-fluoroglutamic acid **1d**. Enzymatic decarboxylation of racemic *threo*-4-fluoroglutamic acid (**1b** + **1d**) with glutamate decarboxylase gave enantiomerically pure D-*threo* acid **1d** and S-4-amino-2-fluorobutyric acid S-**25** in 87 and 83% yield, respectively (Scheme 6). This method was also extended to the preparation of D-*erythro* isomer **1c** (Tolman and Sedmera, 2000).



Scheme 6. Enzymatic resolution of D-*erythro* and D-*threo*-4-fluoroglutamic acid (**1c** & **1d**)

The optical purities of the compounds were determined by gas chromatography following chiral separation of the four stereomers of 4-fluoroglutamic acid as their N-(1*R*,2*S*,5*R*)-menthylloxycarbonyl-O-methyl ester derivatives.

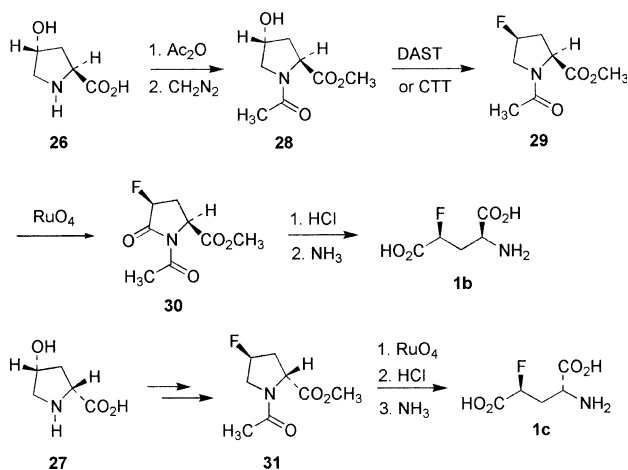
1.1.2.2 Stereoselective synthesis from the chiral pool

The four stereomers of 4-fluoroglutamic acid (**1a–1d**) have been synthesised using chiral hydroxyprolines and pyrrolutaminol as starting materials.

a) Using hydroxyprolines

Hudlicky developed the synthesis of all four stereomers of 4-fluoroglutamic acid (**1a–1d**) using commercially available *trans*-4-hydroxy-L-proline **26** and *cis*-4-hydroxy-D-proline **27**.

The authors first prepared L-*threo* and D-*erythro*-4-fluoroglutamic acid **1b** and **1c** from commercially available *trans*- and *cis*-4-hydroxyprolines **26** and **27**, respectively. The synthetic pathway for **1b** involved acetylation of *trans*-4-hydroxy-L-proline **26**, followed



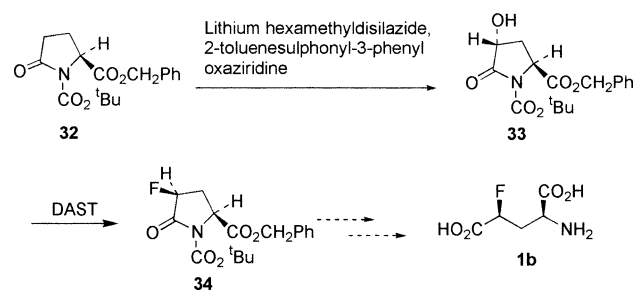
Scheme 7. Stereospecific synthesis of *L*-threo and *D*-erythro-4-fluoroglutamic acid (**1b** & **1c**)

by esterification with diazomethane to afford methyl 1-acetyl-*trans*-4-hydroxy-L-prolinate **28**. Fluorination of the latter with diethylaminosulfur trifluoride (DAST) or with 2-chloro-1,1,2-trifluoroethylamine gave *cis*-methyl 1-acetyl-4-fluoro-L-prolinate **29** in 50% yield, exhibiting conformational isomerism. Ruthenium-mediated oxidation afforded methyl 1-acetyl-*cis*-4-fluoro-L-pyrrolidin-5-one-2-carboxylate **30** in 46% yield. Acid hydrolysis of this pyroglutamate derivative gave *L*-threo-4-fluoroglutamic acid **1b** in 18% overall yield based on **26** (Scheme 7). Following the same route, *D*-erythro-4-fluoroglutamic acid **1c** was obtained from *cis*-4-hydroxy-D-proline **27** in a 13% overall yield (Hudlicky and Merola, 1990 and 1991).

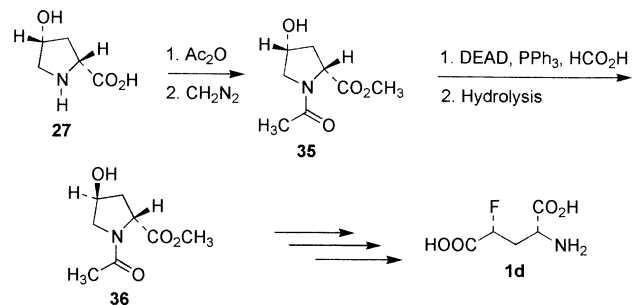
Conformational isomerism, also observed with the fluoro derivative **31**, was later explained by Young using variable temperature ¹H NMR (Avent et al., 1992).

The authors also described their efforts to develop a stereospecific synthesis of *L*-threo-4-fluoroglutamic acid **1b** using *N*-*tert*-butoxycarbonyl-L-pyroglutamate **32** as the chiral starting material. The protected pyroglutamate was stereospecifically converted into the (2*S*,4*R*) alcohol **33** in 30% yield, after refining Ohta's procedure (Ohta et al., 1988). The alcohol was subjected to fluorination with DAST to give *cis*-4-fluoro derivative **34** in 40% yield (Scheme 8). The authors did not, however, hydrolyse the fluorinated pyroglutamate derivative **34** given the fact that the analogous compound **30** had been previously converted to *L*-threo-4-fluoroglutamic acid **1b**.

Later, Hudlicky extended this strategy to the preparation of *D*-threo and *L*-erythro isomers **1d** and **1a**.



Scheme 8. Stereospecific synthesis of a precursor of *L*-threo-4-fluoroglutamic acid **1b**

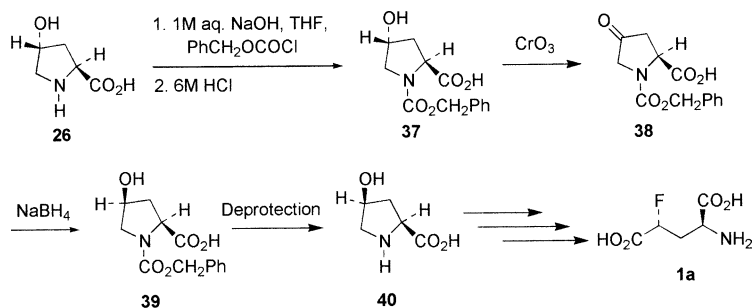


Scheme 9. Stereospecific synthesis of *D*-threo-4-fluoroglutamic acid **1d**

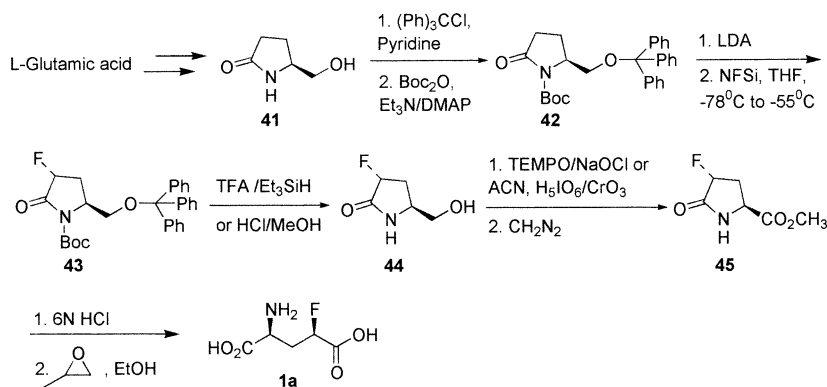
trans-4-Hydroxy-D-proline **36** and *cis*-4-hydroxy-L-proline **40**, the key intermediates for the synthesis of *D*-threo and *L*-erythro isomer were prepared from commercially available *cis*-4-hydroxy-D-proline **27** and *trans*-4-hydroxy-L-proline **26**, respectively.

N-acetylation and diazomethane esterification of *cis*-4-hydroxy-D-proline **27** gave **35**, which under Mitsunobu conditions afforded *N*-acetyl *trans*-4-hydroxy-D-proline methyl ester **36** by configuration inversion at carbon 4 of the pyrrolidine ring (Scheme 9). The yield of this reaction was 21–37% (Hudlicky, 1993). **36** was then converted to *D*-threo-4-fluoroglutamic acid **1d** following the same reaction sequence, reported previously (Hudlicky and Merola, 1990 and 1991).

For the synthesis of *L*-erythro-4-fluoroglutamic acid **1a**, *cis*-4-hydroxy-L-proline **40** was prepared from 1-benzyloxycarbonyl-*trans*-4-hydroxy-L-proline **37** using the oxidation-reduction sequence depicted in Scheme 10. Oxidation with chromium trioxide afforded the 4-keto derivative **38** which on stereospecific reduction with sodium borohydride gave 1-benzyloxycarbonyl-*cis*-4-hydroxy-L-proline **39**. Following deprotection, *cis*-4-hydroxy-L-proline **40** was obtained in 22% overall yield based on **26**. **40** was



Scheme 10. Stereospecific synthesis of *L-erythro*-4-fluoroglutamic acid **1a**



Scheme 11. Diastereoselective synthesis of *L-erythro*-4-fluoroglutamic acid **1a**

converted to *L-erythro*-4-fluoroglutamic acid **1a** in a 2% overall yield using the standard protocol (Hudlicky, 1991).

b) Using pyroglutaminol

Coward and Konas synthesised *L-erythro*-4-fluoroglutamic acid **1a** using *L*-pyroglutaminol **41** which is commercially available or easily prepared from *L*-glutamic acid by Pickering's procedure (Pickering et al., 1994). The key step of the synthesis was the diastereoselective electrophilic fluorination of the pyroglutamic acid derivative **42** with *N*-fluorobenzenesulphonimide (NFSi), which gave a single isomer of 3-fluoro-protected pyroglutaminol **43** as revealed by ^1H and ^{19}F NMR analyses of the crude reaction mixture. Complete deprotection of the hydroxyl and amino groups gave the fluorinated pyroglutaminol derivative **44**. Oxidation of **44**, followed by diazomethane esterification gave the 4-fluoropyroglutamate derivative **45** (Scheme 11). Acid hydrolysis of **45** followed by neutralisation with propylene oxide afforded *L-erythro*-4-fluoroglutamic acid **1a** in 18% overall yield based on **41** (Konas and Coward, 2001).

1.2 Syntheses of 4-fluoroglutamine **2**

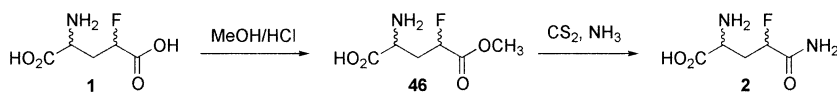
The reported chemistry of 4-fluoroglutamine **2** is not as vast as that of 4-fluoroglutamic acid **1**. The first

synthesis of 4-fluoroglutamic **1** appeared in 1960 and it was only three years later that the first report on the synthesis of **2** appeared in the literature. To date, the only synthetic route to 4-fluoroglutamine obtained as a mixture of stereoisomers and as a diastereomeric racemate of *erythro* and *threo* forms starts from the corresponding 4-fluoroglutamic acid.

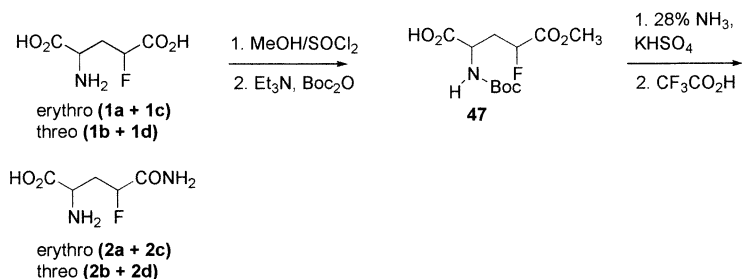
1.2.1 Preparation of 4-fluoroglutamine **2** as a mixture of stereoisomers

In an early synthesis, Tolman prepared 4-fluoroglutamine **2** by regioselective esterification of the γ -carboxyl group followed by aminolysis. The γ -carboxyl group of 4-fluoroglutamic acid **1** was esterified with methanolic hydrochloric acid in 41.5% yield. The aminolysis of the resulting γ -ester derivative **46** by ammonia in the presence of carbon disulfide as α -amino protecting group gave 4-fluoroglutamine **2** in only 28% yield (Tolman, 1964) (Scheme 12).

Later, Tolman and Veres improved the overall yield of 4-fluoroglutamine **2** using basically the same synthetic path, but slightly different conditions. In the revised procedure, **1** was esterified with methanol in the presence of thionyl chloride to afford γ -methyl ester derivative **46** in 58% yield. Aminolysis of the ester with methanolic ammonia in the presence of carbon



Scheme 12. First synthesis of racemic D,L-4-fluoroglutamine **2**



Scheme 13. Tolman's synthesis of *erythro* and *threo*-4-fluoroglutamine (**2a + 2c**) & (**2b + 2d**)

disulfide afforded 4-fluoroglutamine **2** in 36% yield (Tolman and Veres, 1967). The importance of amino group protection of the γ -ester derivative of 4-fluoroglutamic acid was recognised when aminolysis of the monoester of 4-fluoroglutamic acid **46** gave a mixture of *cis* and *trans*-4-fluoro-5-pyrrolidone-2-carboxylic acids (Tolman et al., 1993).

1.2.2 Preparation of diastereomeric 4-fluoroglutamine (**2a + 2c** & **2b + 2d**)

After their successful separation of *erythro* and *threo*-4-fluoroglutamic acid (Tolman, 1993; Tolman et al., 1993), Tolman and Sedmera converted them to the corresponding diastereomeric 4-fluoroglutamine. Racemic *erythro* and *threo*-4-fluoroglutamic acid were individually converted into their 5-methyl ester hydrochloride salt with thionyl chloride and methanol. Temporary protection of the amino group as the *tert*-butyloxycarbonyl derivative **47** followed by aminolysis with 28% aqueous ammonia gave N-protected 4-fluoroglutamine. Release of the protecting group with TFA gave *erythro*-4-fluoroglutamine (**2a + 2c**) and *threo*-4-fluoroglutamine (**2b + 2d**) in 35% and 39% overall yields based on the corresponding diastereomeric *erythro* and *threo*-4-fluoroglutamic acid, respectively (Tolman and Sedmera, 2000) (Scheme 13).

It is worth noting that the same transformations have not yet been applied to the synthesis of enantiomerically pure 4-fluoroglutamine (**2a–2d**) despite the available procedures for the preparation of all four stereomers of 4-fluoroglutamic acid (**1a–1d**).

2 Syntheses of 4,4-difluoroglutamic acid **48** and 4,4-difluoroglutamine **49**

Replacement of the two γ -hydrogens of glutamic acid and glutamine with fluorine atoms gives the corresponding 4,4-difluoroglutamic acid **48** and 4,4-difluoroglutamine **49**, respectively, in the two possible enantiomeric forms.

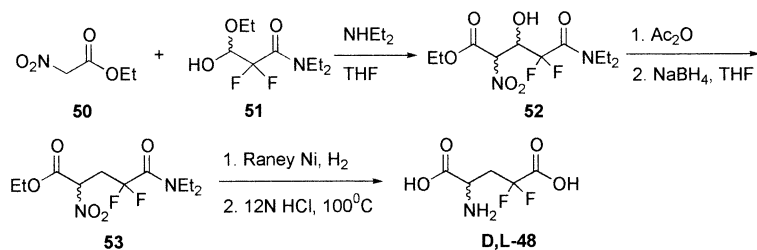
2.1 4,4-Difluoroglutamic acid **48**

The chemistry of 4,4-difluoroglutamic acid **48** evolved very late compared to γ -fluoroglutamic acid **1**. 4,4-Difluoroglutamic acid **48** was prepared in racemic form by nitroaldol reaction and in optically active form by asymmetric syntheses using either a chiral acryloxazolidinone derivative, an L-pyrroglutaminol or an L-serine aldehyde equivalent as chiral building blocks.

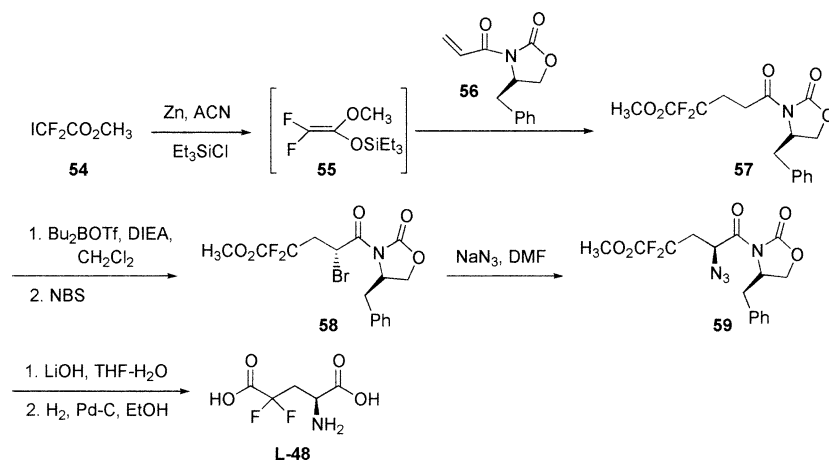
2.1.1 Syntheses of D,L-4,4-difluoroglutamic acid **48**

After synthesising and investigating the FPGS substrate properties of 4-fluoroglutamic acid, and 3,3-difluoroglutamic acid as glutamate surrogates (Licato et al., 1990; Hart et al., 1996), Coward and co-workers switched to the synthesis of racemic D,L-4,4-difluoroglutamic acid **48** to explore similar biological properties. The authors also realized that 4,4-difluoroglutamic acid **48** could prove useful for the preparation of the MTX analogue, 4,4-F2MTX, to investigate the biochemical reactions catalyzed by folate-dependent enzymes and its effects on cell growth.

Ethyl nitroacetate **50** was subjected to nitroaldol reaction with the difluorinated hemiacetal **51** to give



Scheme 14. Synthesis of D,L-4,4-difluoroglutamic acid **D,L-48** by nitroaldol reaction



Scheme 15. Asymmetric synthesis of L-4,4-difluoroglutamic acid **L-48**

the nitro alcohol adduct **52** which after acetylation and subsequent deoxygenation afforded **53**. This chromatographically pure product underwent hydrogenation on Raney nickel followed by acid hydrolysis and anion-exchange purification to give D,L-4,4-difluoroglutamic acid **D,L-48** in 37% overall yield based on **51** (Tsukamoto et al., 1996) (Scheme 14).

D,L-48 slightly inhibited the FPGS-catalysed reaction suggesting that it was either a poor alternate substrate or a weak reversible inhibitor of FPGS. In fact, although **D,L-48** is less reactive than Glu, it indeed serves as an alternate substrate for FPGS-catalysed polyglutamylation. In other biological studies, D,L-4,4-difluoroglutamic acid **D,L-48** was converted to 4,4-F₂MTX employing the Piper and Montgomery procedure (Piper and Montgomery, 1977). By comparison with the substrate behaviour of MTX, it was found that 4,4-F₂MTX binds poorly to FPGS and is neither a substrate nor an inhibitor of FPGS.

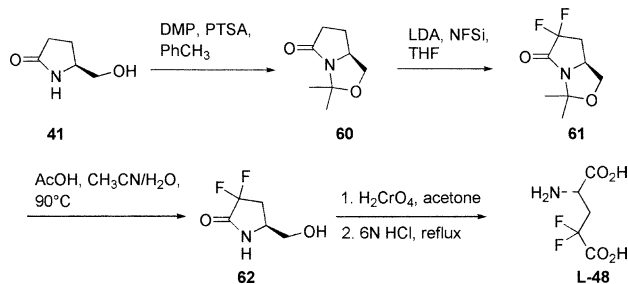
2.1.2 Synthesis of optically active 4,4-difluoroglutamic acid

a) Michael addition. Taguchi synthesised L-4,4-difluoroglutamic acid **L-48** after coming across a

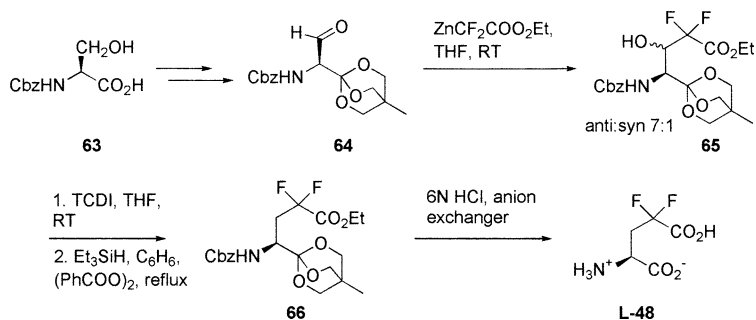
report on chemically modified antitumor agent methotrexate (FMTX) containing 4-fluoroglutamic acid **1** (Tsushima et al., 1988). They extended the Michael addition of 2,2-difluoroketene silyl acetal **55** to α,β -unsaturated carbonyl compounds or acetals for asymmetric synthesis of L-4,4-difluoroglutamic acid **L-48**. The key substrate in the methodology, 2,2-difluoroketene silyl acetal **55**, was generated *in situ* by reaction of methyl difluoroiodoacetate **54** with zinc and triethylchlorosilane. 1,4-Addition of **55** to *R*-acryloxazolidinone derivative **56** gave **57** in 40% yield. NBS-bromination of the *Z*-boron enolate (resulting from dibutylboron triflate/DIEA treatment of **57**) followed by azide displacement of the resulting bromide derivative **58** (*2R/2S* = 8.6) gave **59** in 64% yield. Hydrolysis of the ester and imide groups of the major *2S*-isomer of **59** and subsequent hydrogenation afforded L-4,4-difluoroglutamic acid **L-48** in 74% yield (Scheme 15). Using the same reaction sequence, D-4,4-difluoroglutamic acid **D-48** was prepared from the (*S*)-enantiomer of acryloyloxazolidinone derivative for optical purity determination. Both enantiomers of 4,4-difluoroglutamic acid were optically pure as revealed by ¹H NMR of the (*S*)-MTPA-Mosher's amides of their dimethyl ester derivatives (Kitagawa et al., 1990, Kobayashi et al., 1991).

b) *Electrophilic fluorination.* Since initial biological results with racemic acid **48** were not informative enough, Coward and Konas pursued their quest for stereochemically pure L-4,4-difluoroglutamic acid **L-48** using electrophilic difluorination of the enantiomerically pure bicyclic lactam **60** conveniently prepared from L-pyrroglutaminol **41** (commercially available or easily obtained according to the literature (Pickering et al., 1994)). Amino acetalisation of **41** with DMP gave the bicyclic lactam **60**. Two-step electrophilic fluorination of the lactam **60** with NSF_i gave successively mono then difluorinated product **61**, which was cleaved with acetic acid in aqueous acetonitrile to yield L-difluoropyroglutaminol **62**. Jones oxidation of **62** gave the difluoropyroglutamate carboxylate intermediate which on acid hydrolysis followed by neutralisation and crystallisation provided L-4,4-difluoroglutamic acid **L-48** in 12% overall yield based on **41** (Konas and Coward, 1999 and 2001) (Scheme 16).

c) *Reformatsky reaction.* Richards synthesised L-4,4-difluoroglutamic acid **L-48** using the configurationally stable L-serine aldehyde equivalent **64** as the chiral building block, which was prepared from N-protected L-serine **63** using Lajoie's procedure (Blaskovich et al., 1998). Reformatsky reaction of ethyl bromodi-



Scheme 16. Synthesis of L-4,4-difluoroglutamic acid **L-48** by electrophilic difluorination of enantiomerically pure bicyclic lactam **60**



Scheme 17. Synthesis of L-4,4-difluoroglutamic acid **L-48** using L-serine equivalent aldehyde **64**

fluoroacetate with aldehyde **64** gave a mixture of anti:syn (7:1) alcohol derivative **65**. The latter diastereomeric mixture was thiocarbonylated before radical-promoted deoxygenation to afford the protected L-4,4-difluoroglutamic acid **66**. Acid hydrolysis of the deoxygenated product **66** followed by anion exchange chromatography gave optically pure L-4,4-difluoroglutamic acid **L-48** in 44% overall yield based on **64** (Scheme 17). Optical purity was determined by comparison with the reported specific rotation values (Ding et al., 2001).

2.2 4,4-Difluoroglutamine **49**

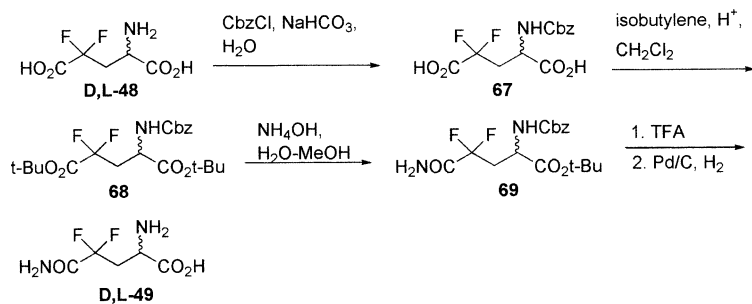
The conversion of racemic 4,4-difluoroglutamic acid **48** into the corresponding 4,4-difluoroglutamine **49** was accomplished only during the last decade. Two syntheses of 4,4-difluoroglutamine **49** have been reported so far: the first is racemic while the second is in the L series.

2.2.1 Synthesis of D,L-4,4-difluoroglutamine **49**

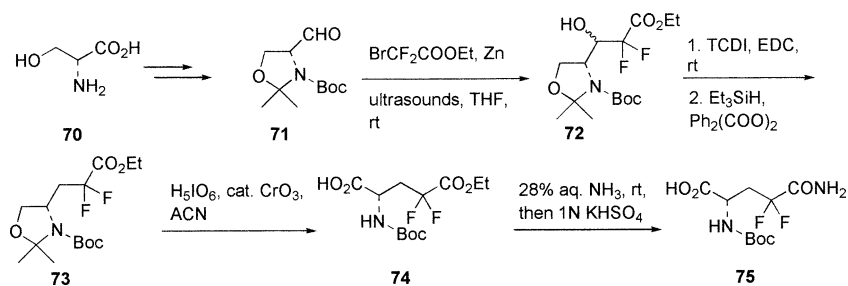
Coward and Tsukamoto converted D,L-4,4-difluoroglutamic acid **48** into the N-protected benzyl-oxycarbonyl derivative **67** which was esterified with isobutylene to give the fully protected acid derivative **68**. The enhanced electrophilic character of the γ -carbonyl in **68** which is due to the two adjacent fluorine atoms resulted in the regioselective aminolysis of the γ -carboxyl ester. Routine deprotection of amino and carboxyl groups of the amide derivative **69** yielded D,L-difluoroglutamine **49** in 29% overall yield based on **48** (Tsukamoto and Coward, 1996) (Scheme 18).

2.2.2 Synthesis of N-Boc-L-4,4-difluoroglutamine **75**

Recently, Meffre reported the first synthesis of N-Boc protected L-4,4-difluoroglutamine **75** in high optical



Scheme 18. First synthesis of D,L-4,4-difluoroglutamine **49**



Scheme 19. First synthesis of N-Boc-L-4,4-difluoroglutamine **75** employing (*R*)-Garner's aldehyde

purity using (*R*)-Garner's aldehyde **71** as a chiral building block. **71**, obtained from D-serine **70** in 5 steps using Garner's and Meffre's procedure (Garner and Park, 1992; Meffre et al., 1994) was subjected to Reformatsky reaction using ethyl bromodifluoroacetate. Thiocarbonylation of the resulting diastereomeric mixture of alcohol derivative **72** (d.r. = 7:1) with TCDI followed by Barton-McCombie radical reaction gave the deoxygenated derivative **73**. Periodic acid oxidation of **73** in the presence of catalytic chromium trioxide gave the L-4,4-difluoroglutamic acid derivative **74**. Aminolysis of **74** with aqueous ammonia gave N-Boc-L-4,4-difluoroglutamine **75** in 24% overall yield based on **74** (Meffre et al., 2001) (Scheme 19). The optical purity of **75** was found to be >99% as deduced from chiral HPLC analysis.

Acid hydrolysis of the Boc protecting group of **75** resulted in isolation of a pure compound which exhibited spectroscopic properties compatible with L-4,4-difluoroglutamine **L-49**. Unfortunately, both microanalysis and electrospray mass spectroscopy analysis in negative mode indicated that deprotection resulted actually in the simultaneous cleavage of the amide group to give L-4,4-difluoroglutamic acid **L-48** (Meffre et al., 2002). The facile hydrolytic cleavage of the amide group, which was not noticed in the synthesis of D,L-4,4-difluoroglutamine **D,L-49**, likely results from the strong electronegativity of the two adjacent fluorine atoms. This problem might be

circumvented using other amino protecting groups, which could be cleaved under non-hydrolytic conditions. But before L-4,4-difluoroglutamine **L-49** can be prepared and used for biological studies, a number of questions regarding the stability of this compound must be answered.

3 Concluding remarks

4-Fluoroglutamic acid **1** has attracted the attention of biochemists because of its antimetabolic properties (Tolman and Veres, 1966; Drsata et al., 1999 and 2000). Its use as an alternative substrate to lead to a fluorinated analogue of the antitumor agent methotrexate emphasised the possibilities of obtaining clinically more potent analogues, particularly to treat patients developing drug resistance (Licato et al., 1990).

4-Fluoroglutamic acid **1** as a mixture of racemic diastereomers was prepared by different methodologies, the original method using a Michael reaction developed by Hudlicky and optimized by Tolman being more practical and elegant for large scale preparations. 4-Fluoroglutamic acids (**1a-1d**) of different optical purities can be obtained *via* various resolution techniques such as preferential crystallisation or ion-exchange chromatography coupled with enzymatic separation. As resolution methods demand time and patience for optimisation, chemists generally

prefer the asymmetric synthesis approach. Asymmetric syntheses for preparation of all four stereoisomers were reported using commercially available hydroxyprolines and pyroglutaminol. The overall yield of enantiomerically pure 4-fluoroglutamic acid is at best 18%. There is then obviously a need for improved access to optically pure 4-fluoroglutamic acid **1**. The extremely high costs of *L-erythro*, *D-erythro* and *D-threo*-4-fluoroglutamic acids (**1a**, **1c** & **1d**) should stimulate research in that direction.

As a corollary, there is also keen interest in the syntheses of γ -fluorinated glutamines, for example, in order to investigate whether the Gn-AT could employ this unnatural amino acid as a nitrogen source in place of glutamine. These fluorinated glutamine analogues might help to trap and structurally characterise specific intermediates formed during the amide nitrogen transfer.

4-Fluoroglutamine **2** was prepared as a mixture of stereoisomers and as diastereomeric *erythro* and *threo* forms from the corresponding 4-fluoroglutamic acid using conventional protection / aminolysis / deprotection approaches. In spite of the fact that all four stereoisomers of 4-fluoroglutamic acid (**1a–1d**) have been prepared, none of them has been converted into the corresponding enantiomerically pure 4-fluoroglutamine (**2a–2d**). *L-erythro*-4-fluoroglutamine **2a** which is not described in the literature is nevertheless commercially available, though very expensive.

Racemic 4,4-difluoroglutamic acid **D,L-48** was prepared by nitroaldol reaction while its *L*-enantiomer could be prepared by Michael addition of 2,2-difluoroketene silyl acetal **55** to (*R*)-acryloyloxazolidinone **56** or by electrophilic fluorination of appropriately substituted enantiomeric lactam **60**. A recent method reported by Richards involving *L*-serine equivalent aldehyde **64** as a chiral building block seems to be a more promising approach for preparing *L*-4,4-difluoroglutamic **L-48**.

Racemic 4,4-difluoroglutamic acid **D,L-48** was converted to the corresponding glutamine **D,L-49** using the amino protection, aminolysis and subsequent deprotection strategy. *L*-4,4-Difluoroglutamine **L-49** as the *N*-Boc derivative **75** is obtained in an elegant way directly from (*R*)-Garner's aldehyde **71** using the Reformatsky reaction as a key step.

As mentioned above, hydrolytic cleavage of *N*-Boc protecting group did not lead to *L*-4,4-difluoroglutamine **L-49** but to *L*-4,4-difluoroglutamic

acid **L-48**. The high sensitivity of the amide bond of **L-49** to hydrolytic conditions likely explains the lack of data concerning its biological applications despite a strong reported interest in this glutamine analogue.

As reported in literature, the chemical reactivity of these biologically important compounds changes significantly due to the presence of adjacent fluorine atoms. Therefore, there is still a strong demand for efficient enantio and diastereoselective syntheses of γ -fluorinated derivatives of glutamic acid and glutamine as well as other fluorinated analogues. There is little doubt that that these compounds will find interesting biochemical and pharmacological applications in the future.

Acknowledgement

The authors thank CNRS (FRANCE) for financial support to R. D., Dr R. Dodd for careful reading and improving the quality of the manuscript and all the dedicated co-workers whose names appear in the references

References

- Alekseeva LV, Lundin BN, Burde NL (1967) Synthesis and investigation of compounds with potential biological activity I. Synthesis of 4-fluoroglutamic acid. *Zh Obshch Khim* 37: 1754–1755
- Ardawi MSM, Newsholme EA (1983) Glutamine metabolism in lymphocyte of the rat. *Biochem J* 212: 835–842
- Avent AG, Bowler AN, Doyle PM, Marchand CM, Young DW (1992) Stereospecific synthesis of 4-fluoroglutamic acids. *Tetrahedron Lett* 33: 1509–1512
- Bergmann ED, Chun-Hsu L (1973) Organic fluorine compounds; Part XLVI. γ -Fluoroglutamic acid and fluorofolic acid. *Synthesis*: 44–46
- Bergmann ED, Cohen S, Shani A (1963) Organic fluorine compounds. Part XXX. Experiments in the fluoroglutaric acid series. *Israel J Chem* 1: 79–85
- Blaskovich MA, Evindar G, Rose NGW, Wilkinson S, Luo Y, Lajoie GA (1998) Stereoselective synthesis of *threo* and *erythro* β -hydroxy and β -disubstituted- β -hydroxy α -amino acids. *J Org Chem* 63: 3631–3646
- Bory S, Dubois J, Gaudry M, Marquet A (1984) Resolution of γ -methyl and γ -fluoroglutamic acids. Lack of stereospecificity of leucine aminopeptidase with *L*-leucyl-*L-erythro*- γ -substituted glutamates. *J Chem Soc Perkin Trans 1*: 475–480
- Buchanan RL, Dean FH, Pattison FLM (1962) γ -Fluoroglutamic acid. *Can J Chem* 40: 1571–1575
- Castell LM, Newsholme EA (2001) The relation between glutamine and the immunodepression observed in exercise. *Amino Acids* 20: 49–61
- Ding Y, Wang J, Abboud K, Xu Y, Dolbier W, Richards N (2001) Synthesis of *L*-4,4-difluoroglutamic acid via nucleophilic addition to a chiral aldehyde. *J Org Chem* 66: 6381–6188
- Drsata J, Netopilova M, Tolman V (1999) Stereoisomers of 4-fluoroglutamic acid: influence on *Escherichia coli* glutamate decarboxylase. *Pharmazie* 54: 713–714

- Drsata J, Netopilova M, Tolman V (2000) Influence of stereoisomers of 4-fluoroglutamate on rat brain glutamate decarboxylase. *J Enzyme Inhibition* 15: 273–282
- Dubois J, Gaudry M, Bory S, Azerad R, Marquet A (1983) Vitamin K-dependent carboxylation. Study of the hydrogen abstraction stereochemistry with γ -fluoroglutamic acid-containing peptides. *J Biol Chem* 258: 7897–7899
- Garner P, Park J (1992) 1,1-Dimethylethyl (*S*)- or (*R*)-4-formyl-2,2-dimethyl-3-oxazolidinecarboxylate: a useful serinal derivative. *Org Synth* 70: 18–28
- Hart B, Haile W, Licato N, Bolanowska W, McGuire J, Coward J (1996) Synthesis and biological activity of folic acid and methotrexate analogues containing *L-threo*-(2*S*,4*S*)-4-fluoroglutamic acid and DL-3,3-difluoroglutamic acid. *J Med Chem* 39: 56–65
- Haufe G, Kroger S (1996) Syntheses of γ -fluoro- α -amino acids. *Amino Acids* 11: 409–424
- Hudlicky M (1960) The synthesis of γ -fluoroglutamic acid. *Tetrahedron Lett* 1: 21–22
- Hudlicky M (1961) Organic compounds of fluorine. II. Fluorinated amino acids. *Coll Czech Chem Commun* 26: 1414–1421
- Hudlicky M (1991) Stereospecific synthesis of (+)-*L-erythro*-4-fluoroglutamic acid. Tema con variazioni. *J Fluorine Chem* 54: 194
- Hudlicky M (1992) Chemistry of organic fluorine compounds, 2nd edn. Ellis Horwood Ltd., Chichester
- Hudlicky M (1993) Stereospecific synthesis of all four stereoisomers of 4-fluoroglutamic acid. *J Fluorine Chem* 60: 193–210
- Hudlicky M, Merola J (1990) New stereospecific syntheses and X-ray diffraction structures of (–)-*D-erythro*- and (+)-*L-threo*-4-fluoroglutamic acid. *Tetrahedron Lett* 31: 7403–7406
- Hudlicky M, Merola J (1991) Corrigendum. *Tetrahedron Lett* 32: 3134
- Kaneko T, Lee YK, Hanafusa T (1962) Syntheses of γ -hydroxyglutamic acid. *Bull Chem Soc Jpn* 35: 875–878
- Kitagawa O, Hashimoto A, Kobayashi Y, Taguchi T (1990) Michael addition of 2,2-difluoroketene silyl acetal. Preparation of 4,4-difluoroglutamic acid and 5,5-difluorolysine. *Chem Lett* 1307–1310
- Kobayashi Y, Taguchi T, Kitagawa O, Hashimoto T, Miura A (1991) Preparation of 2,2-difluorocarboxylic acid derivatives. JP03027325
- Kokuryo Y, Nakatani T, Kobayashi K, Tamura Y, Kawada K, Ohtani M (1996) Practical synthesis of *L-erythro*- and *L-threo*-4-fluoroglutamic acids using aminoacylase. *Tetrahedron: Asymmetry* 7: 3545–3551
- Konas DW, Coward JK (1999) Synthesis of *L*-4,4-difluoroglutamic acid via electrophilic difluorination of a lactam. *Org Lett* 1: 2105–2107
- Konas DW, Coward JK (2001) Electrophilic fluorination of pyroglutamic acid derivatives: Application of substrate-dependent reactivity and diastereoselectivity to the synthesis of optically active 4-fluoroglutamic acids. *J Org Chem* 66: 8831–8842
- Kukhar VP, Soloshonok VA (1995) Fluorine-containing amino acids. Synthesis and properties. John Wiley and Sons, Chichester
- Licato NJ, Coward JK, Nimec Z, Galivan J, Bolanowska WE, McGuire JJ (1990) N-[N-(4-deoxy-4-amino-10-methylpteroyl)-4-fluoroglutamyl]- γ -glutamate, an unusual substrate for folylpoly- γ -glutamate synthetase and γ -glutamyl hydrolase. *J Med Chem* 33: 1022–1027
- Massiere F, Badet-Denisot M-A (1998) The mechanism of glutamine-dependent amidotransferases. *Cell Mol Life Sci* 54: 205–222
- Mauers M, Ducrocq C, Righini-Tapie A, Azerad R (1985) Gas chromatographic resolution of substituted glutamic acid enantiomers. *J Chromatogr* 325: 444–449
- Meffre P, Dave R, Leroy J, Badet B (2001) A concise synthesis of *L*-4,4-difluoroglutamine. *Tetrahedron Lett* 42: 8625–8627
- Meffre P, Dave R, Leroy J, Badet B (2002) Corrigendum to “A concise synthesis of *L*-4,4-difluoroglutamine” *Tetrahedron Lett* 43: 6279
- Meffre P, Durand P, Branquet E, Le Goffic F (1994) A straightforward synthesis of N-Boc-*L*-serinal and N-Boc-*L*-threoinal acetonides. *Synth Commun* 24: 2147–2152
- Ohta T, Hosoi A, Nozoe S (1988) Stereoselective hydroxylation of N-carbamoyl-*L*-pyroglutamate. Synthesis of (–)-Bulgecinine. *Tetrahedron Lett* 29: 329–332
- Pickering L, Malhi BS, Coe PL, Walker RT (1994) The synthesis of 4'-*t*-butylcarbonyl- and 4'-*p*-toluenesulfonylamidyl-2',3'-dideoxypyrimidine nucleoside analogues. *Nucleosides Nucleotides* 13: 1493–1506
- Piper JR, Montgomery JA (1977) Preparation of 6-(bromomethyl)-2,4-pteridinediamine hydrobromide and its use in improved syntheses of methotrexate and related compounds. *J Org Chem* 42: 208–211
- Sutherland A, Willis CL (2000) Synthesis of fluorinated amino acids. *Nat Prod Rep* 17: 621–631
- Tepljakov A, Leriche C, Obmolova G, Badet B, Badet-Denisot M-A (2002) From Lobry de Bruyn to enzyme-catalyzed ammonia channelling: molecular studies of D-glucosamine-6P synthase. *Nat Prod Rep* 19: 60–69
- Tolman V (1964) Monofluorinated analogues of amino acids. *Tetrahedron Lett* 5: 1967–1969
- Tolman V (1993) Chemistry of 4-fluoroglutamic acid. Part 1. A critical survey of its syntheses: an attempt to optimize reaction conditions for large-scale preparation. *J Fluorine Chem* 60: 179–183
- Tolman V (1996) Syntheses of fluorinated amino acids from the classical to the modern concept. *Amino Acids* 11: 15–36
- Tolman V, Sedmera P (2000) Chemistry of 4-fluoroglutamic acid. Part 3. Preparation of the diastereomers of 4-fluoroglutamine and 4-fluoroisoglutamine. An enzymatic access to the antipodes of 4-amino-2-fluorobutyric acid. *J Fluorine Chem* 101: 5–10
- Tolman V, Simek P (2000) Chemistry of 4-fluoroglutamic acid. Part 4. Resolution of the racemic *erythro* and *threo* forms through their diastereomeric salts. *J Fluorine Chem* 101: 11–14
- Tolman V, Spronglova P (1983) Synthesis of 2-fluoropropenoic acid derivatives. *Collect Czech Chem Commun* 48: 319–326
- Tolman V, Veres K (1964) Synthese und einige reaktionen des 2-fluor-3-hydroxypropionsäure-äthylesters. *Collect Czech Chem Commun* 29: 234–238
- Tolman V, Veres K (1966) Potential antimetabolites derived from 4-fluoroglutamic acid. *Tetrahedron Lett* 7: 3909–3912
- Tolman V, Veres K (1967) Synthesis of certain monofluorinated aliphatic amino acids. *Coll Czech Chem Commun* 32: 4460–4469
- Tolman V, Vlasakova V, Zivny K (1984) Simple method for the separation of diastereomers of 4-fluoroglutamic acid by gas-liquid chromatography. *J Chromatogr* 315: 421–424
- Tolman V, Vlasakova V, Zivny K (1985) Preparative separation of 4-fluoroglutamic acid stereoisomers. *J Fluorine Chem* 29: 138
- Tolman V, Vlasakova V, Nemecek J (1993) Chemistry of 4-fluoroglutamic acid. Part 2. Separation of the diastereomers on a large scale. Preparation of *cis*- and *trans*-4-fluoro-5-pyrrolidone-2-carboxylic acids (4-fluoropyroglutamic acids). *J Fluorine Chem* 60: 185–191
- Tsakamoto T, Coward J (1996) Facile synthesis of DL-difluoroornithine, DL-4,4-difluoroglutamine, and γ -DL-4,4-

- difluoroglutamyl-containing peptides: Regiospecific addition of nucleophiles to N-Cbz-di-*tert*-butyl-DL-4,4-difluoroglutamate. *J Org Chem* 61: 2497–2500
- Tsukamoto T, Kitazume T, McGuire J, Coward J (1996) Synthesis and biological evaluation of DL-4,4-difluoroglutamic acid and DL- γ,γ -difluoromethotrexate. *J Med Chem* 39: 66–72
- Tsushima T, Kawada K, Ishihara S, Uchida N, Shiratori O, Higaki J, Hirata M (1988) Fluorine-containing amino acids and their derivatives. 7. Synthesis and antitumor activity of α - and γ -substituted methotrexate analogs. *Tetrahedron* 44: 5375–5387
- Unkeless JC, Goldman P (1970) Fluorinated γ -aminobutyric acid. Enzymatic synthesis and biological activity of a potentially useful analogue. *Mol Pharmacol* 6: 46–53
- Unkeless JC, Goldman P (1971) The diastereomers of γ -fluoroglutamate: Complementary structural analogues. *Mol Pharmacol* 7: 293–300
- Welch JT (1991) Selective fluorination in organic and bioorganic chemistry, 199th National Meeting of the American Chemical Society, Boston, Massachusetts, 1990, American Chemical Society, Washington, DC

Authors' address: E-mail: patrick.meffre@unimes.fr